



US00D934221S

(12) **United States Design Patent** (10) **Patent No.:** **US D934,221 S**
Eremita (45) **Date of Patent:** **** Oct. 26, 2021**

(54) **FITTED ACCESSIBLE CASE FOR A CELLULAR PHONE**

FOREIGN PATENT DOCUMENTS

(71) Applicant: **Brian Eremita**, Sylmar, CA (US)

KR 20150017078 8/2013

(72) Inventor: **Brian Eremita**, Sylmar, CA (US)

OTHER PUBLICATIONS

(**) Term: **15 Years**

Phone Case for Sonim XP8 Black Leather Rotating Ratcheting Belt Clip by Turtleback, publication date Mar. 7, 2018, [online][site visited Jul. 7, 2020] URL: <https://www.amazon.com/Turtleback-Case-Leather-Rotating-Removable/dp/B07B9LNRXM> (Year: 2018).*

(21) Appl. No.: **29/674,828**

(22) Filed: **Dec. 26, 2018**

Primary Examiner — L. A. Grabenstetter

(51) **LOC (13) Cl.** **14-03**

(74) *Attorney, Agent, or Firm* — Ross Brandborg

(52) **U.S. Cl.**

USPC **D14/250**

(57) **CLAIM**

(58) **Field of Classification Search**

USPC D3/201, 212, 218, 226, 227, 247, 249, D3/250, 269, 303; D13/103, 107, 108, D13/119; D14/137, 138 R, 138 AA, D14/138 C, 138 G, 172, 192, D14/203.3–203.7, 217, 238.1, 247, 248, D14/250–253, 434, 440, 447, 496; D11/200, 212, 231, 234

The ornamental design for a fitted accessible case for a cellular phone, as shown and described.

CPC H04B 1/3888; H04M 1/0283; H04M 1/0202; A45C 1/06; A45C 2011/002; A45C 11/00; A45F 2005/028; A45F 2200/0525

DESCRIPTION

See application file for complete search history.

FIG. 1 shows an isometric front view of the invention, shown with an environmental cellular phone in order to demonstrate a condition of use.

(56) **References Cited**

U.S. PATENT DOCUMENTS

4,771,927	A *	9/1988	Ventura	A45F 5/00
					224/250
D311,919	S *	11/1990	Klaczak	D14/138 R
D316,999	S *	5/1991	Sarff	224/250
D343,291	S *	1/1994	Langford	D3/218
D346,494	S *	5/1994	Graham	D14/250
D360,524	S *	7/1995	Snyder	D3/224
D369,903	S *	5/1996	Tetrault	D3/218
5,850,954	A *	12/1998	Dong-Joo	H04B 1/3888
					224/197

FIG. 2 shows a second isometric front view of the invention, shown without the environmental cellular phone.

FIG. 3 shows the straight front view of the invention.

FIG. 4 shows the straight back view of the invention.

FIG. 5 shows the straight left view of the invention.

FIG. 6 shows the straight right view of the invention.

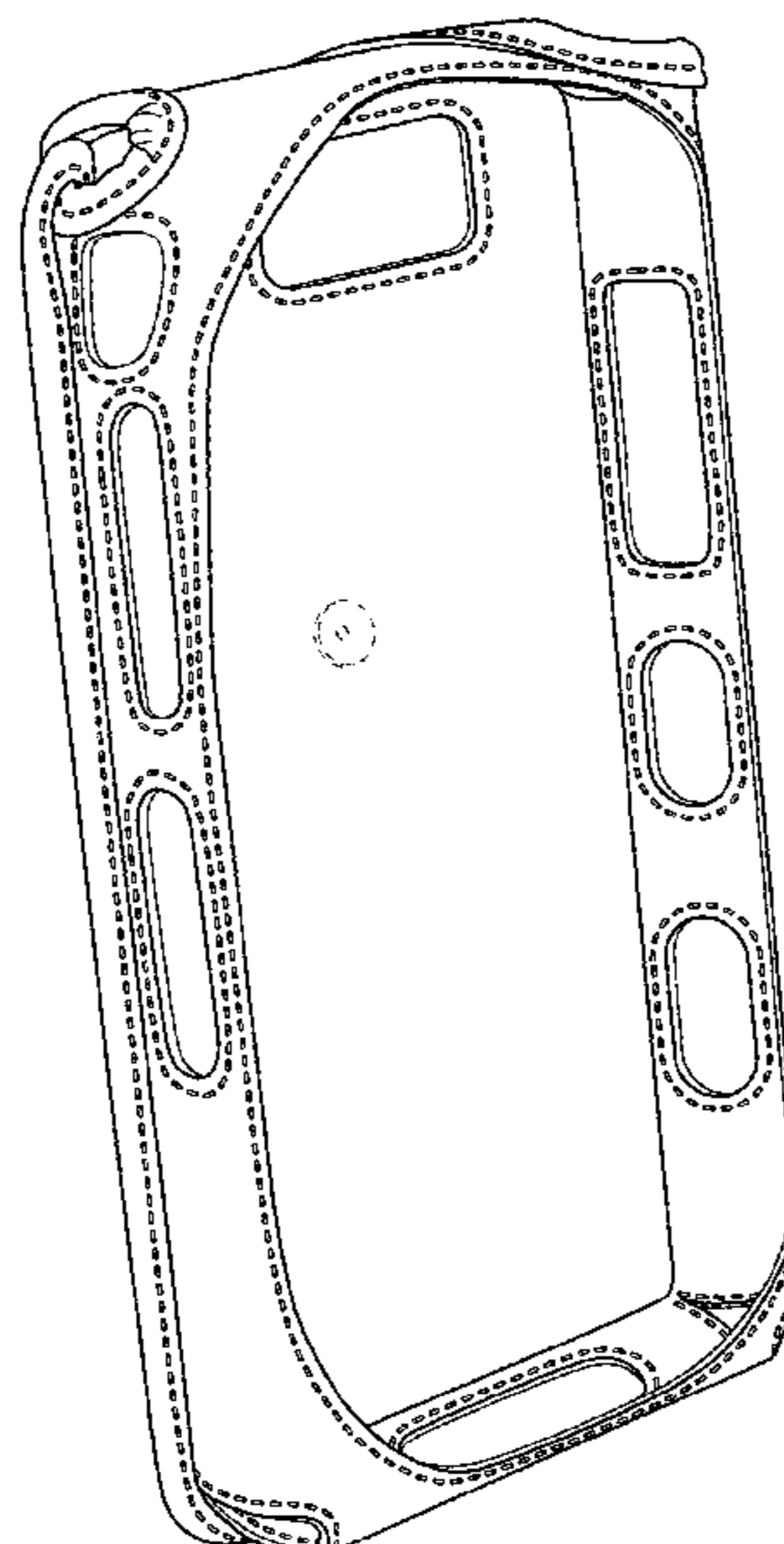
FIG. 7 shows the straight top view of the invention; and,

FIG. 8 shows the straight bottom view of the invention.

The broken lines depicting a cellular phone in FIG. 1 represents environmental subject matter which forms no part of the claimed design. The broken line clips and grommets on the rear and interior surfaces of the fitted accessible case for a cellular phone depict portions of the article that form no part of the claimed design. The dark broken lines shown adjacent to the openings and seams represent stitching which forms no part of the claimed design.

(Continued)

1 Claim, 4 Drawing Sheets



(56)

References Cited

U.S. PATENT DOCUMENTS

6,130,945 A * 10/2000 Shin H04B 1/3888
 379/455
 6,182,878 B1 * 2/2001 Racca A45C 15/00
 224/236
 D448,761 S * 10/2001 Powell D14/250
 D448,762 S * 10/2001 Powell D14/250
 D451,094 S 11/2001 Powell
 D455,899 S * 4/2002 Gur H04B 1/3888
 D3/218
 D459,874 S * 7/2002 Gur H04B 1/3888
 D3/218
 D485,834 S * 1/2004 Davetas D14/250
 D500,203 S 12/2004 Kim
 D501,079 S * 1/2005 Crosskey D3/218
 D525,781 S * 8/2006 Arney D3/218
 D535,815 S * 1/2007 Infanti D3/218
 D538,035 S * 3/2007 Chen D3/218
 D540,537 S * 4/2007 Azoulay D3/218
 D585,640 S * 2/2009 Case D3/218
 D721,693 S 1/2015 Lee et al.
 D721,694 S 1/2015 Lee et al.
 D723,795 S * 3/2015 Kalbach D3/218
 D725,643 S 3/2015 Lee et al.
 9,545,140 B1 1/2017 Johnson et al.
 D787,810 S * 5/2017 Wang D3/203.1
 D836,624 S * 12/2018 Berg D14/253
 2002/0175099 A1 * 11/2002 Wu H04B 1/3838
 206/320

* cited by examiner

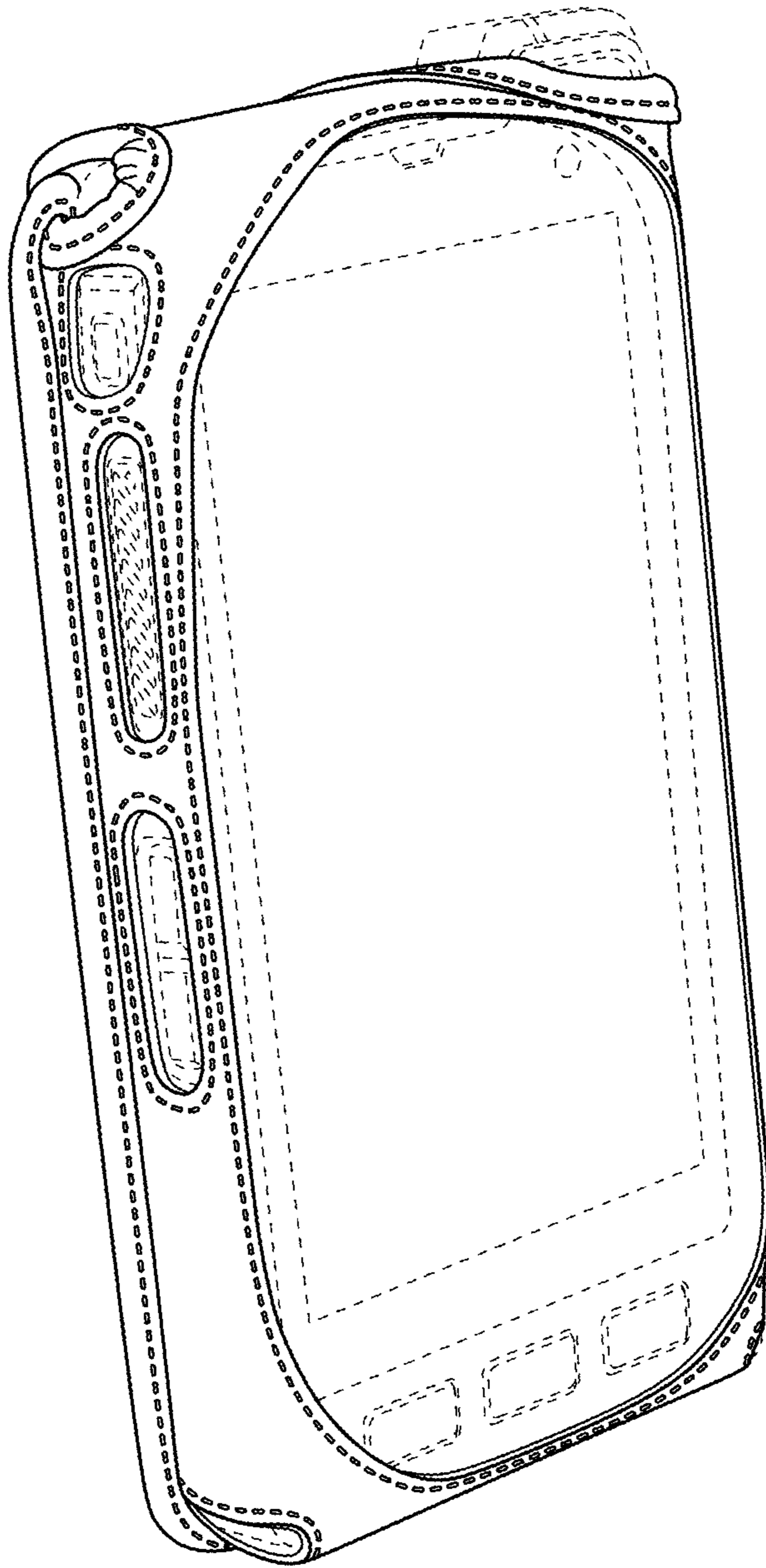


FIG. 1

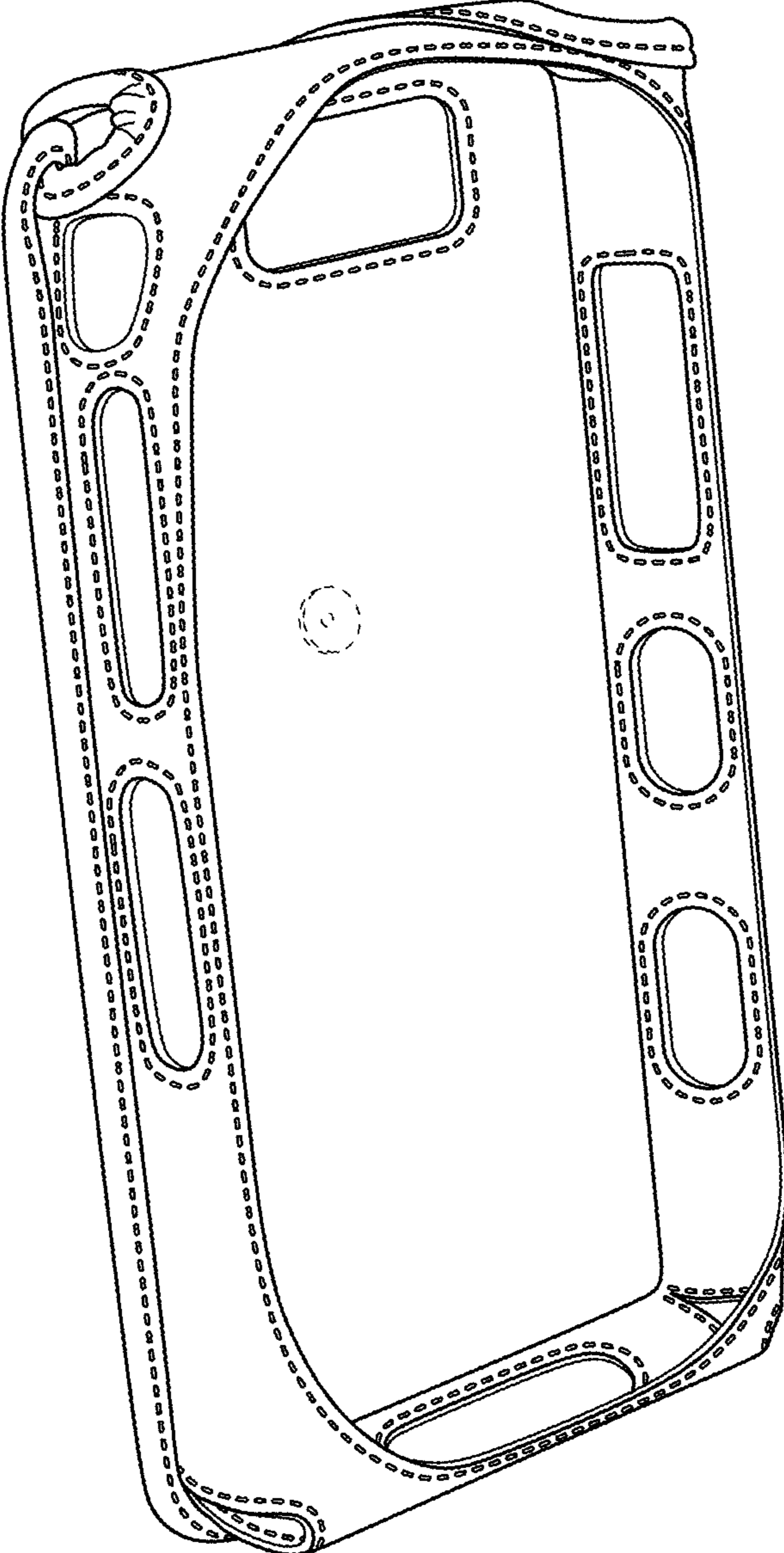


FIG. 2




FIG. 3




FIG. 4

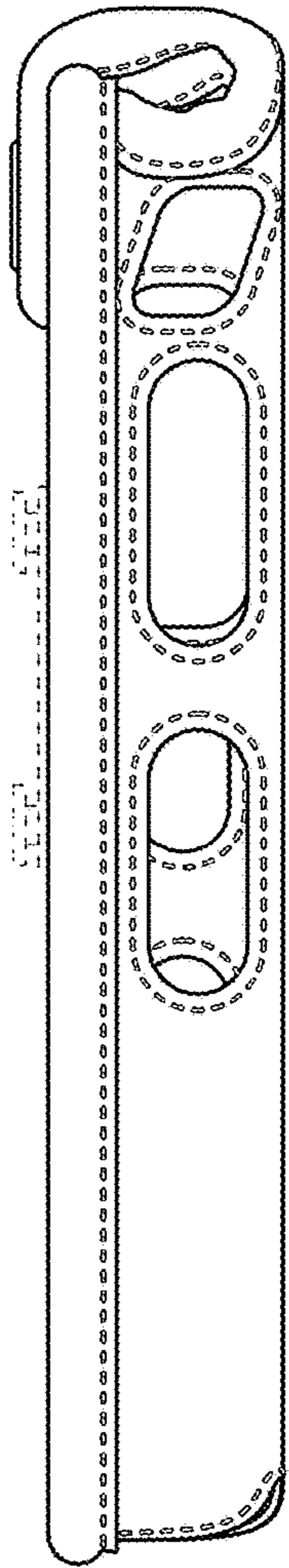


FIG. 5

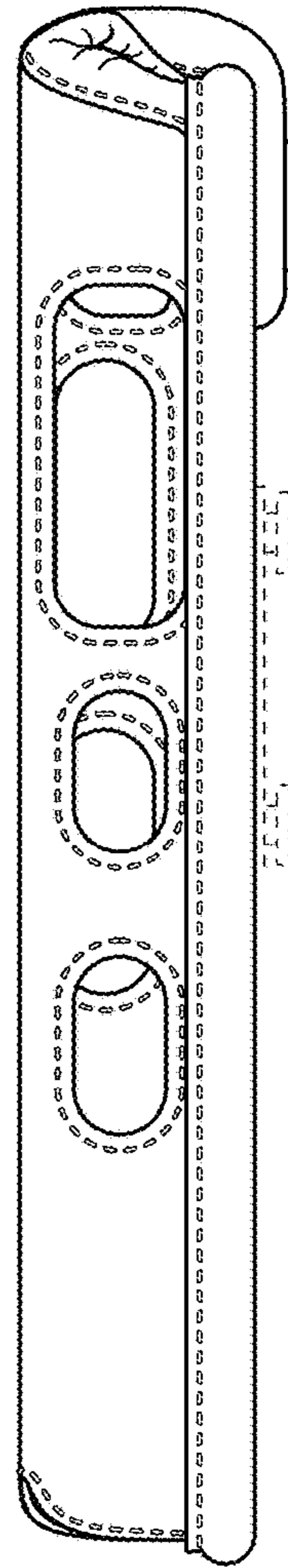


FIG. 6

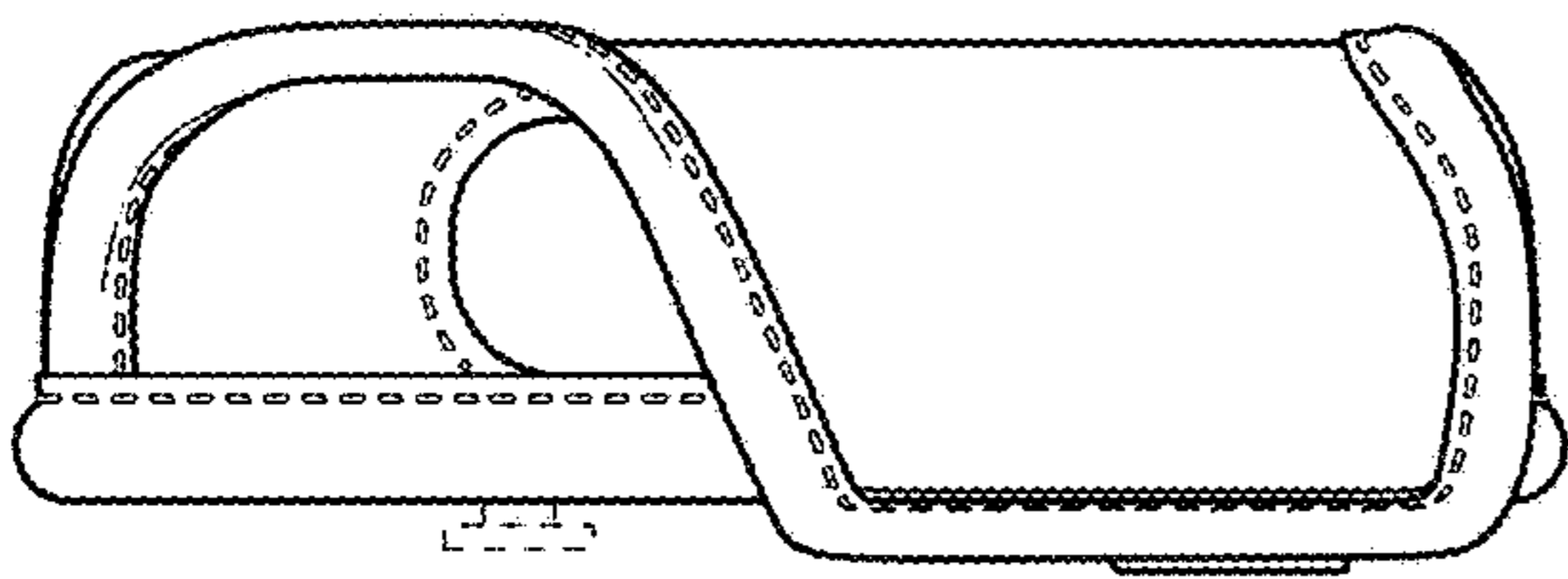


FIG. 7

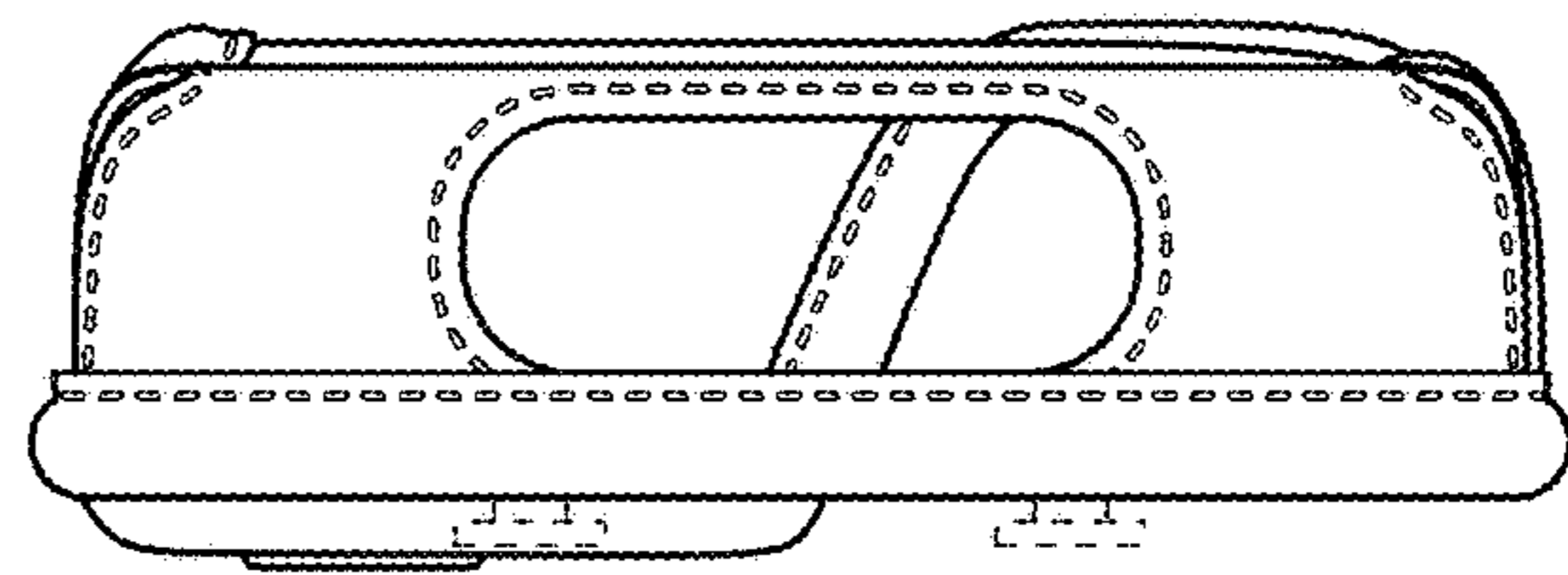


FIG. 8