



US00D934168S

(12) **United States Design Patent** (10) **Patent No.:** **US D934,168 S**
Shao (45) **Date of Patent:** **** Oct. 26, 2021**

(54) **EARPHONE BOX**

(56) **References Cited**

(71) Applicant: **SHENZHEN LEE MAN TECHNOLOGY CO., LTD.**,
Guangdong (CN)
(72) Inventor: **Ke-Cheng Shao**, Guangdong Province
(CN)
(73) Assignee: **SHENZHEN LEE MAN TECHNOLOGY CO., LTD.**,
Guangdong (CN)
(**) Term: **15 Years**
(21) Appl. No.: **29/705,438**
(22) Filed: **Sep. 12, 2019**
(51) **LOC (13) Cl.** **13-02**
(52) **U.S. Cl.**
USPC **D13/108**
(58) **Field of Classification Search**
USPC D13/107–110, 118–119, 184; D14/223,
D14/205, 206, 217, 219, 226, 440, 251,
D14/253, 432, 434; D3/294, 201;
D29/112
CPC Y02E 60/12; Y02T 90/14; Y02T 90/122;
Y02T 90/128; Y02T 90/163; H02J 7/025;
H02J 7/0042; H02J 7/0044; H02J 7/0045;
H02J 7/0013; H02J 7/0003; H01F 38/14;
H01R 13/6675; H01M 2/1022; H01M
2/1055; H01M 10/44; H01M 10/46;
H01M 10/425; B60L 11/182

See application file for complete search history.

U.S. PATENT DOCUMENTS

D434,980	S	*	12/2000	Suzuki	D9/418
9,402,120	B2	*	7/2016	Linden	H04R 1/10
D791,077	S	*	7/2017	Tsou	D13/108
D798,594	S	*	10/2017	Boler	D3/273
D835,577	S	*	12/2018	Zhang	D13/108
D843,938	S	*	3/2019	Park	D13/108
D864,151	S	*	10/2019	Zhang	D14/205
D866,461	S	*	11/2019	Arimoto	D13/108
D870,659	S	*	12/2019	Liao	D13/108
D885,362	S	*	5/2020	Huang	D14/205
D889,399	S	*	7/2020	Zou	D13/107
D889,401	S	*	7/2020	Li	D13/108
2016/0073188	A1	*	3/2016	Linden	H04R 1/1025 381/309
2019/0327550	A1	*	10/2019	Linden	H02J 7/0044

* cited by examiner

Primary Examiner — Nathaniel D. Buckner

(74) *Attorney, Agent, or Firm* — Mayer & Williams

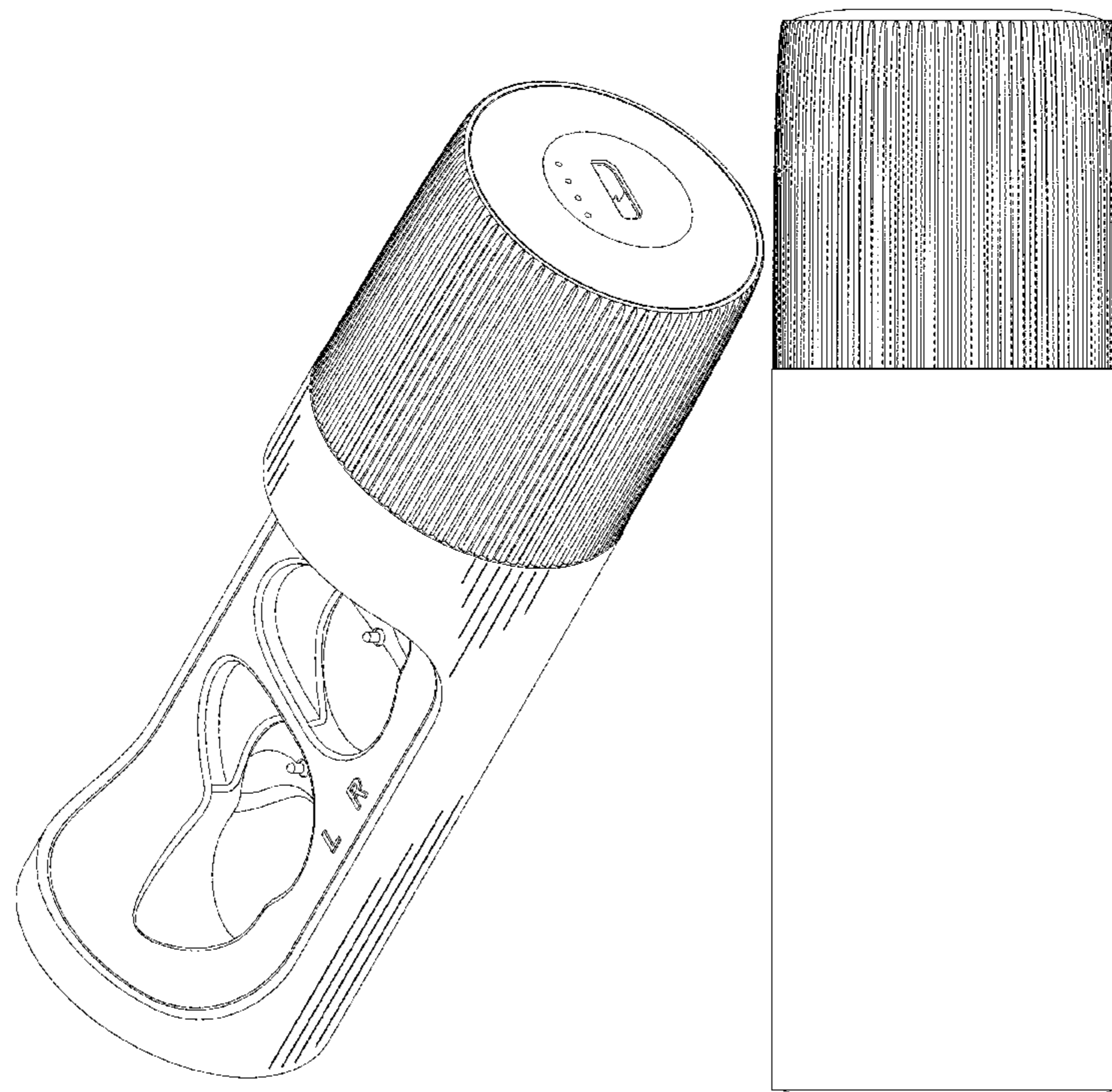
(57) **CLAIM**

The ornamental design for an earphone box, as shown and described.

DESCRIPTION

FIG. 1 is a perspective view of an earphone box thereof;
FIG. 2 is a front elevational view thereof;
FIG. 3 is a top plan view thereof;
FIG. 4 is a left side elevational view thereof;
FIG. 5 is a rear elevational view thereof;
FIG. 6 is a right side view thereof; and,
FIG. 7 is a bottom plan view thereof.

1 Claim, 7 Drawing Sheets



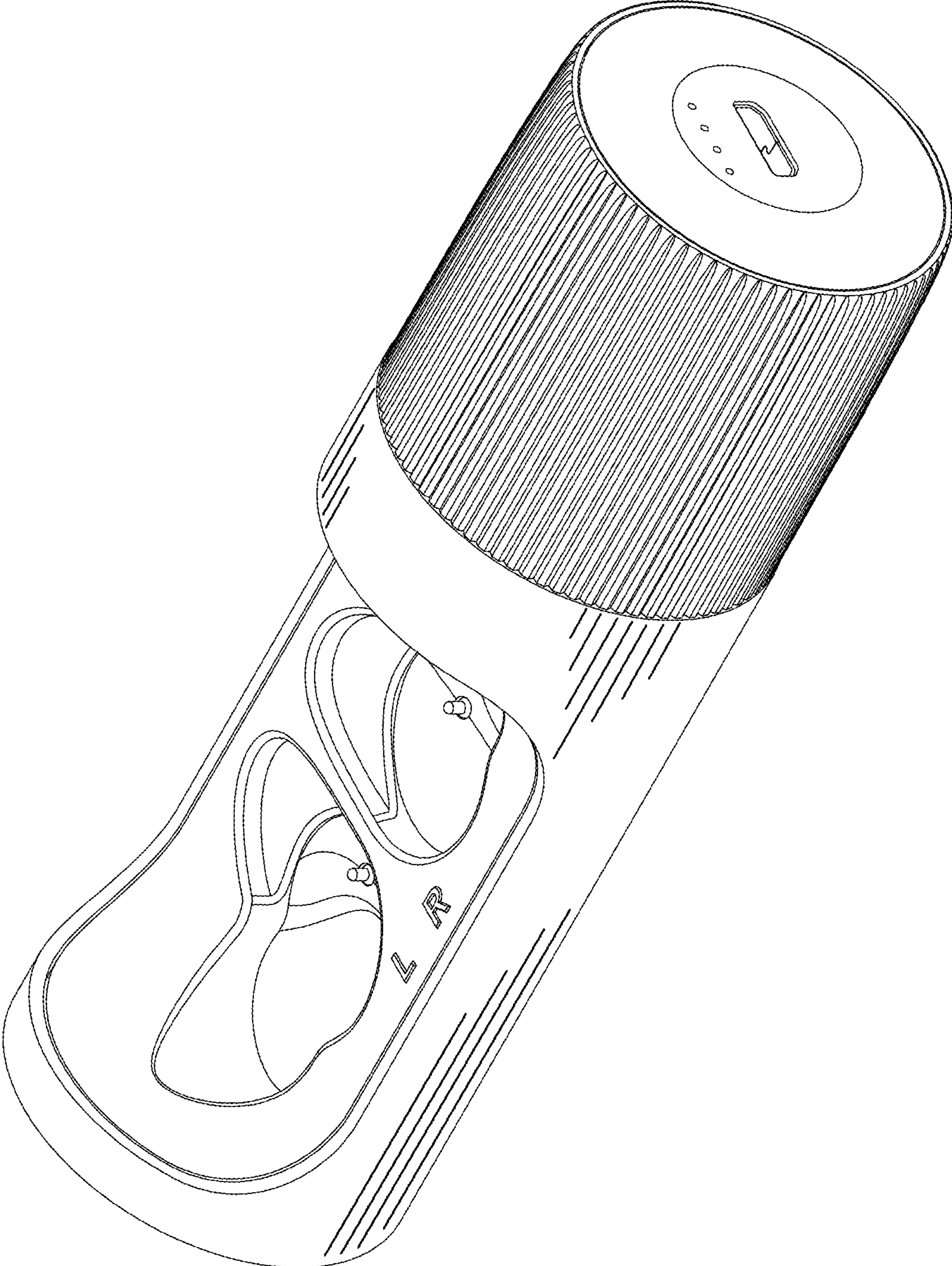


FIG. 1

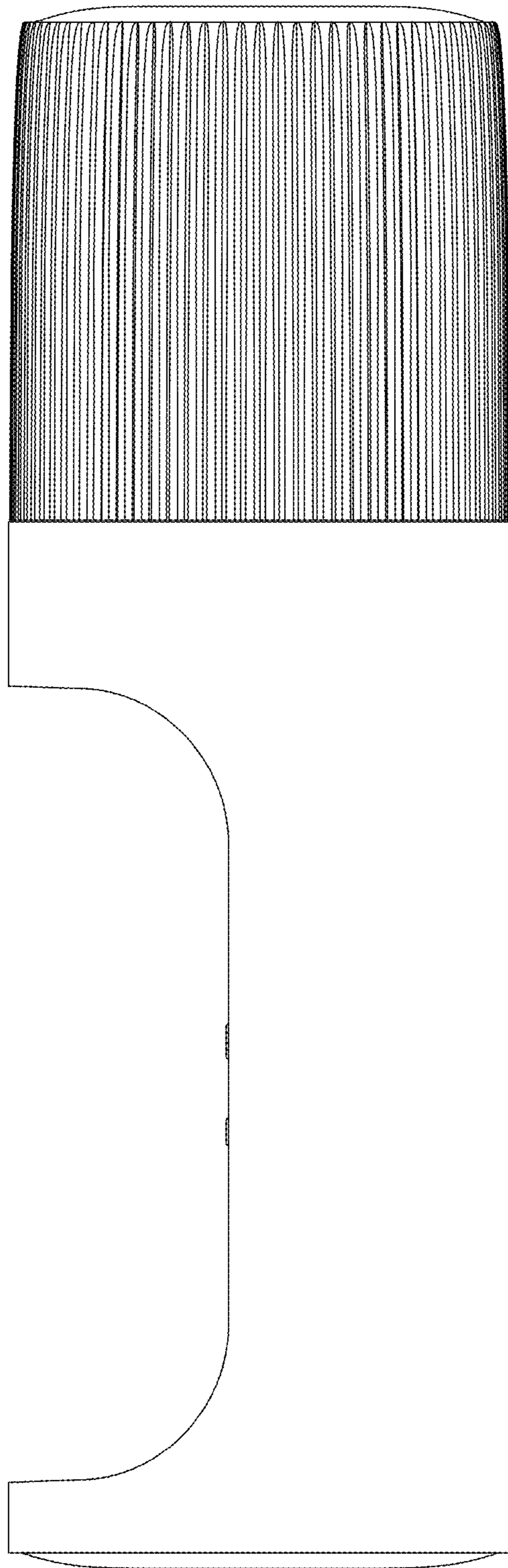


FIG. 2

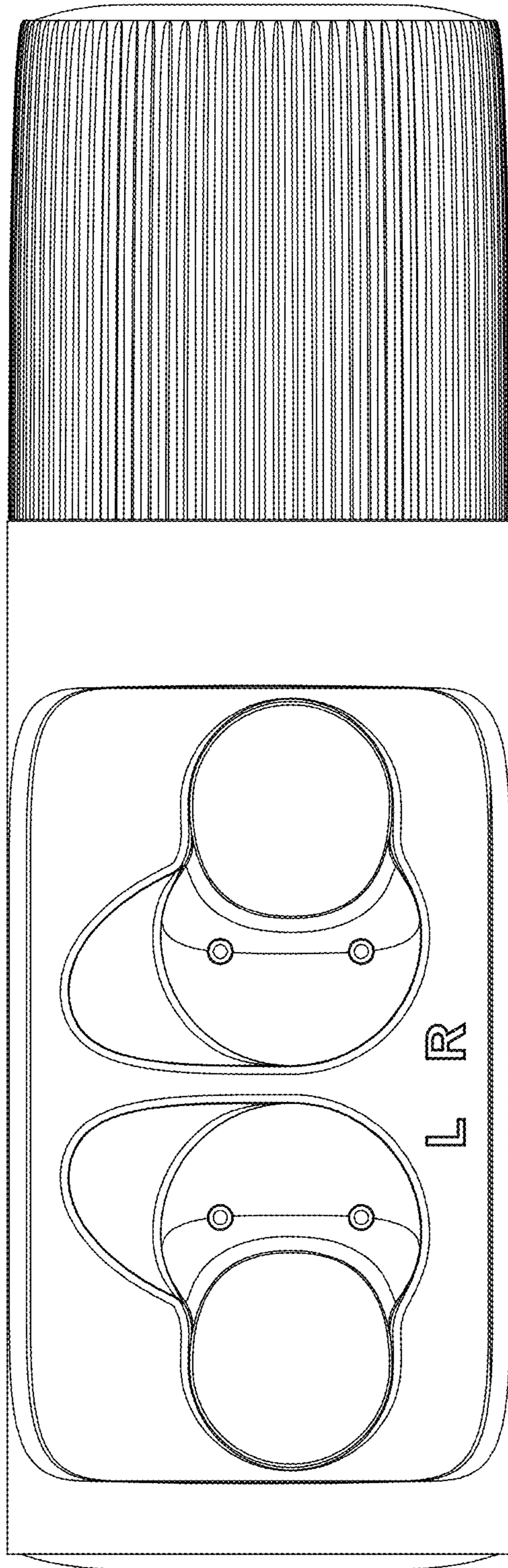


FIG. 3

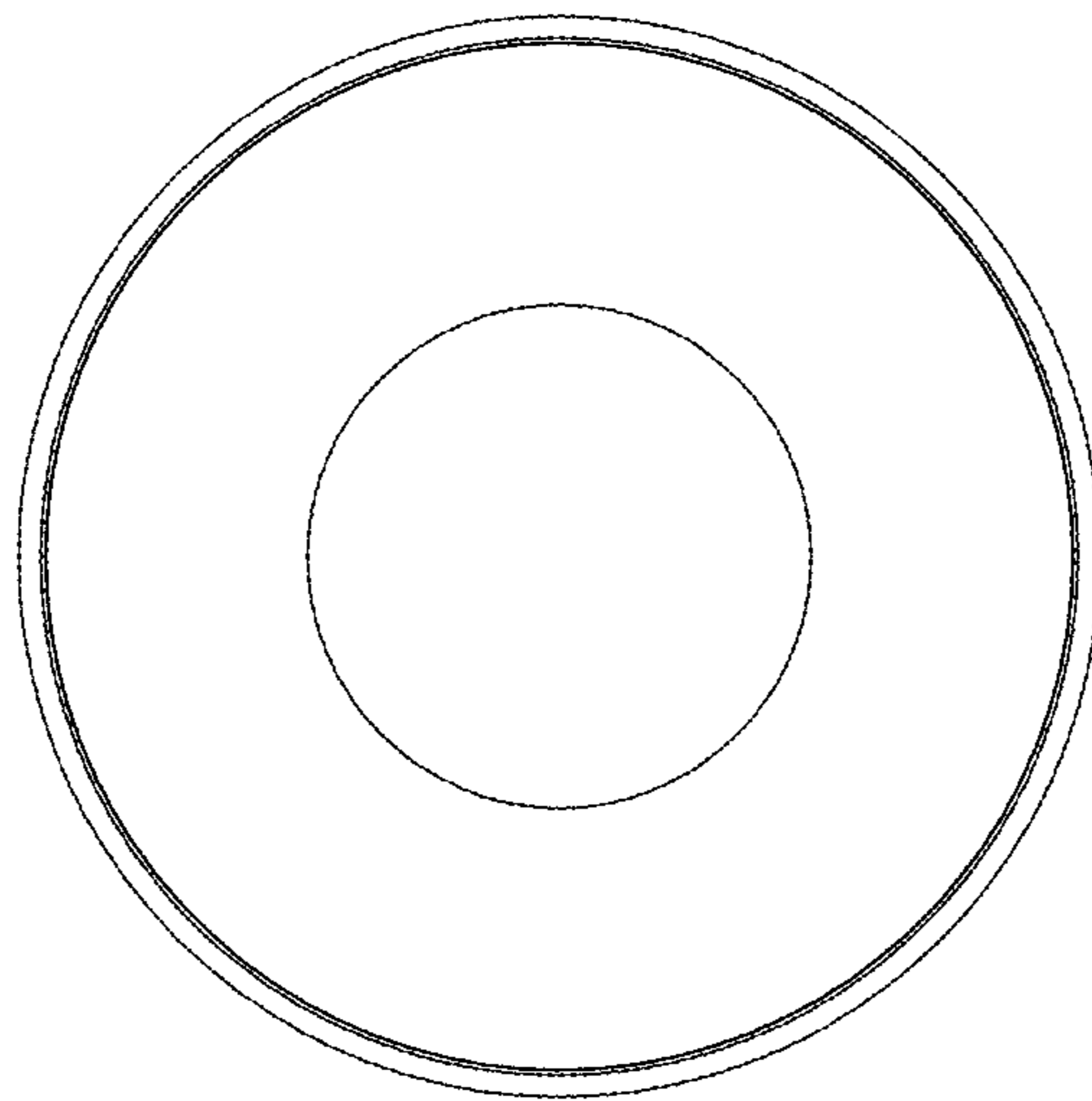


FIG. 4

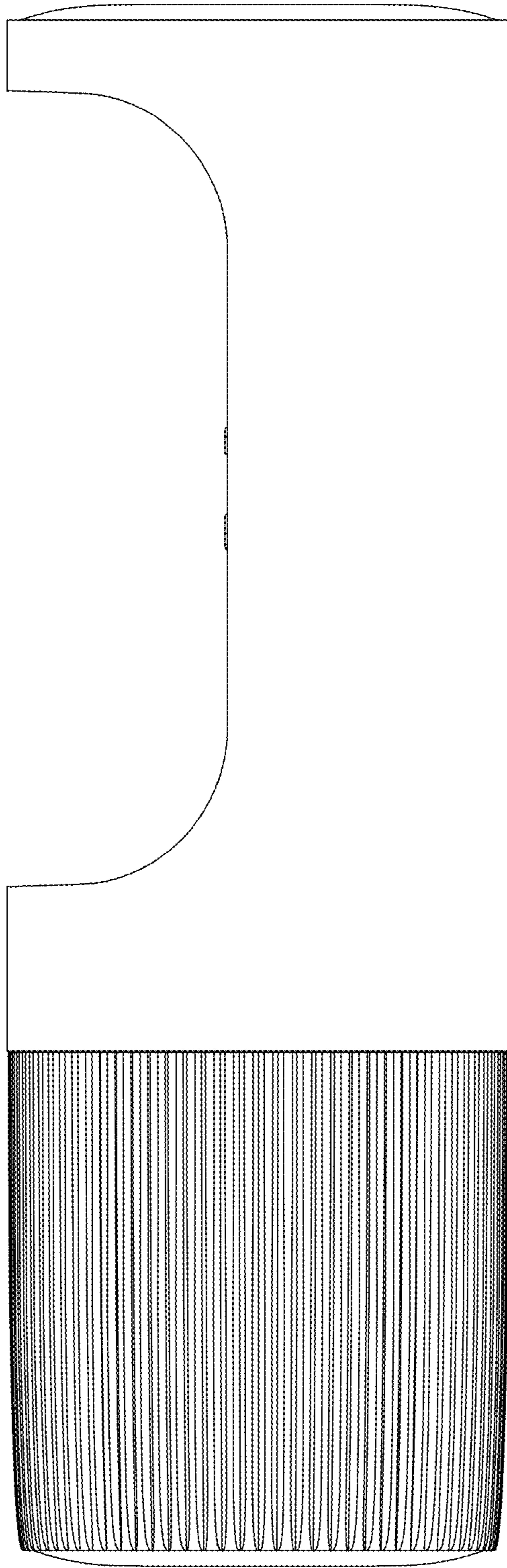


FIG. 5

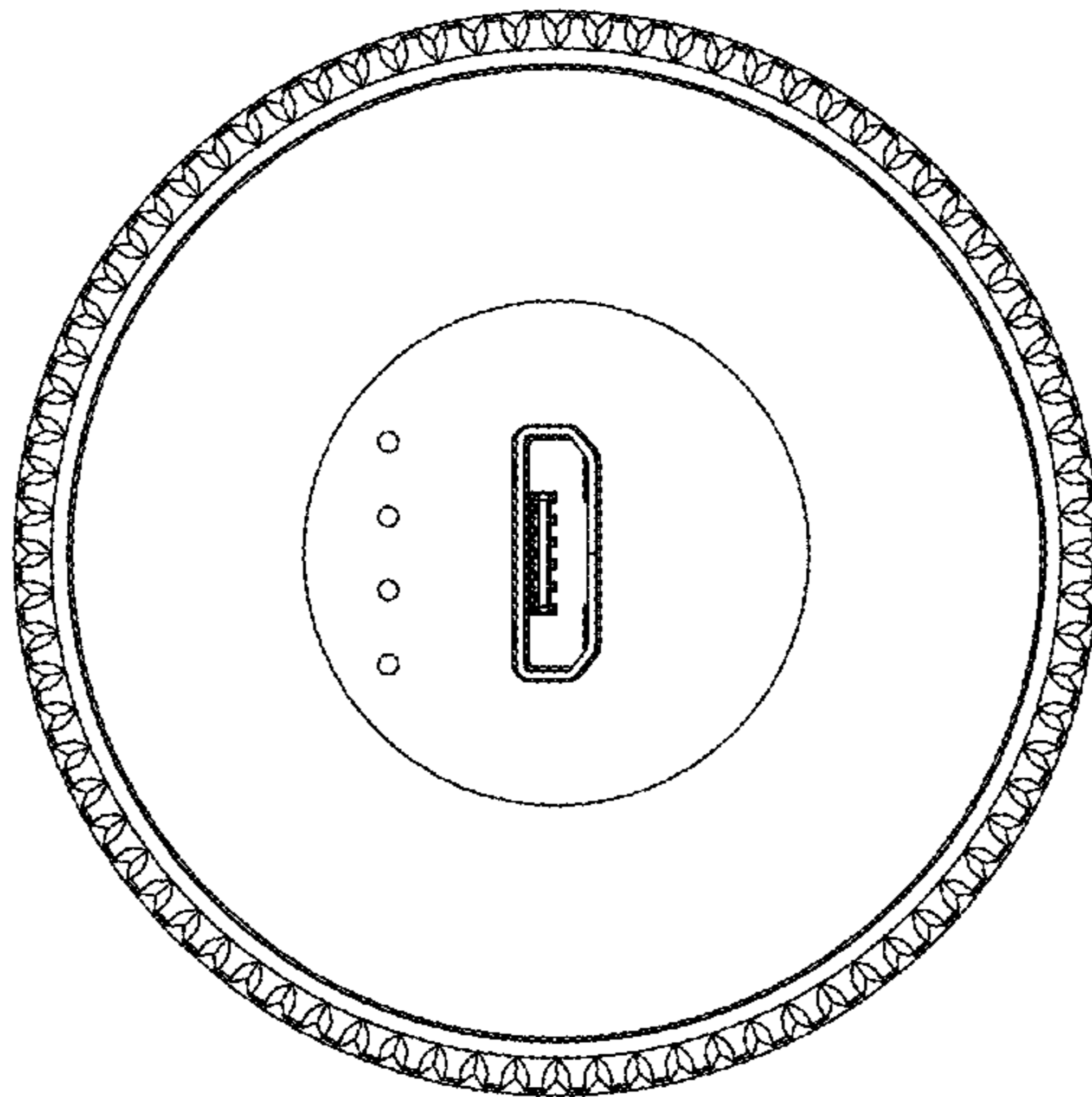


FIG. 6




FIG. 7