



US00D934154S

(12) **United States Design Patent** (10) **Patent No.:** **US D934,154 S**  
**Davis et al.** (45) **Date of Patent:** **\*\* Oct. 26, 2021**

(54) **TIRE** D517,000 S 3/2006 Allen et al. .... D12/579  
D517,469 S 3/2006 Boore et al. .... D12/579  
(71) Applicant: **The Goodyear Tire & Rubber Company, Akron, OH (US)** D517,980 S 3/2006 Umstot et al. .... D12/600  
(Continued)

(72) Inventors: **Christopher Byron Davis**, North Canton, OH (US); **Logan Paul Gingery**, Wooster, OH (US); **Andrew John Norwood**, Ivanhoe (AU); **Mark Anthony Canankamp**, Wadsworth, OH (US); **Christopher John Lane**, Medina, OH (US)

(73) Assignee: **The Goodyear Tire & Rubber Company, Akron, OH (US)**

(\*\*) Term: **15 Years**

(21) Appl. No.: **29/706,680**

(22) Filed: **Sep. 23, 2019**

(51) **LOC (13) Cl.** ..... **12-15**

(52) **U.S. Cl.**  
USPC ..... **D12/579**

(58) **Field of Classification Search**  
USPC ..... D12/568-604, 900  
CPC ..... Y10T 152/10027; B60C 1/0016; B60C 11/0306; B60C 11/0302; B60C 3/06; B60C 9/17

See application file for complete search history.

(56) **References Cited**

U.S. PATENT DOCUMENTS

D315,538 S *	3/1991	Graas	.....	D12/580
D388,036 S *	12/1997	Labbe	.....	D12/580
D444,426 S	7/2001	Marazzi et al.	.....	D12/146
D504,657 S *	5/2005	Allen	.....	D12/579
D516,012 S	2/2006	Miller et al.	.....	D12/579
D516,013 S	2/2006	Miller et al.	.....	D12/579

OTHER PUBLICATIONS

U.S. Appl. No. 29/618,615, filed Sep. 22, 2017, Roth, et al., Goodyear Docket No. GYP2017-237.

(Continued)

Primary Examiner — John A Voytek

(74) Attorney, Agent, or Firm — Robert N. Lipsik

(57) **CLAIM**

The ornamental design for a tire, as shown and described.

**DESCRIPTION**

FIG. 1 is a perspective view of a tire showing our new design, it being understood that the pattern repeats uniformly throughout the circumference of the tread;

FIG. 2 is a front elevational view thereof;

FIG. 3 is a right side elevational view thereof; the left side elevational view being identical thereto;

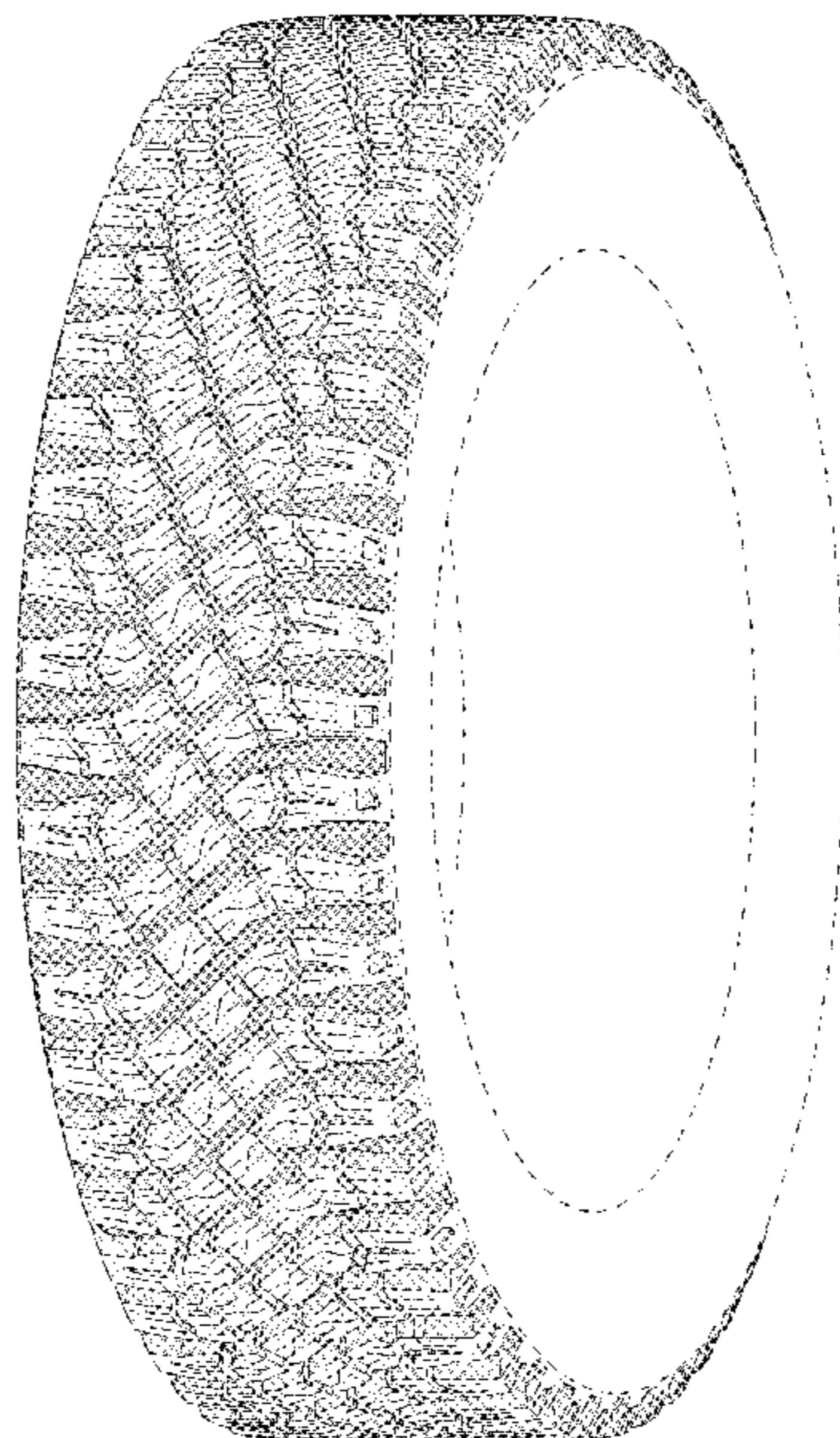
FIG. 4 is an enlarged fragmentary front elevational view thereof;

FIG. 5 is a perspective view of a second embodiment of a tire showing our new design, it being understood that the interior of the tire forms no part of the claim, that the pattern repeats uniformly throughout the circumference of the tread and that the opposite side view is identical thereto; and,

FIG. 6 is a front elevational view of a second embodiment, it being understood that an enlarged fragmentary view thereof would be substantially identical to that shown in FIG. 4, with the exception of the inclusion of the sidewall in the claim.

In the drawings, the broken lines immediately adjacent to the outer edges of the tire shoulder represent boundaries of the claim, and the broken lines depict environmental subject matter only and form no part of the claimed design.

**1 Claim, 6 Drawing Sheets**



(56)

**References Cited**

U.S. PATENT DOCUMENTS

D528,068 S	9/2006	Umstot et al. ....	D12/601
D549,164 S	8/2007	Kantura, III et al. ....	D12/601
D563,862 S	3/2008	Morrison et al. ....	D12/579
D591,226 S	4/2009	Shondel et al. ....	D12/600
D601,947 S	10/2009	Bonko et al. ....	D12/579
D601,948 S	10/2009	Bonko et al. ....	D12/579
D656,086 S	3/2012	Herbeuval et al. ....	D12/579
D662,464 S	6/2012	Dixon et al. ....	D12/602
D667,367 S	9/2012	Bonko et al. ....	D12/600
D667,368 S	9/2012	Bonko et al. ....	D12/600
D670,237 S	11/2012	Maxwell et al. ....	D12/601
D682,190 S	5/2013	Uphouse et al. ....	D12/600
D713,328 S	9/2014	Umstot et al. ....	D12/579
D713,329 S	9/2014	Dixon et al. ....	D12/579
D727,248 S *	4/2015	Reim ....	D12/577
D733,642 S	7/2015	Oberlin et al. ....	D12/601
D733,643 S	7/2015	Oberlin et al. ....	D12/601
D737,757 S	9/2015	Oberlin et al. ....	D12/601
D751,974 S *	3/2016	Green ....	D12/579
D763,781 S	8/2016	Ashton et al. ....	D12/579
D763,782 S	8/2016	Dixon et al. ....	D12/579
D766,166 S	9/2016	Uphouse ....	D12/579
D775,065 S *	12/2016	Hanlon ....	D12/599
D775,066 S *	12/2016	Sullivan ....	D12/599
D802,524 S	11/2017	Haas et al. ....	D12/594
D805,462 S *	12/2017	Dixon ....	D12/579
D820,773 S	6/2018	Maxwell et al. ....	D12/544

D843,927 S	3/2019	Canankamp et al. ....	D12/600
D844,549 S	4/2019	Zimmerman et al. ....	D12/600
D845,886 S	4/2019	Shondel .....	D12/579
D845,887 S	4/2019	Shondel .....	D12/580
D855,556 S	8/2019	Shondel .....	D12/579
D878,284 S *	3/2020	Henderson .....	D12/593
D882,496 S *	4/2020	Davis .....	D12/579
D886,719 S *	6/2020	Shondel .....	D12/594
D895,536 S *	9/2020	Digman .....	D12/579
D912,611 S *	3/2021	Digman .....	D12/595

OTHER PUBLICATIONS

U.S. Appl. No. 29/660,434, filed Aug. 21, 2018, Digman, et al.,  
Goodyear Docket No. GYP2018-224.

U.S. Appl. No. 29/600,438, filed Aug. 21, 2018, Davis, et al.,  
Goodyear Docket No. GYP2018-225.

U.S. Appl. No. 29/667,093, filed Oct. 18, 2018, Davis, et al.,  
Goodyear Docket No. GYP2018-288.

U.S. Appl. No. 29/669,253, filed Nov. 7, 2018, Digman, et al.,  
Goodyear Docket No. GYP2018-290.

U.S. Appl. No. 29/669,458, filed Nov. 8, 2018, Shondel, et al.,  
Goodyear Docket No. GYP2018-300.

U.S. Appl. No. 29/689,255, filed Apr. 29, 2019, Digman, et al.,  
Goodyear Docket No. GYP2019-088.

U.S. Appl. No. 29/702,506, filed Aug. 20, 2019, Digman, et al.,  
Goodyear Docket No. GYP2019-233.

\* cited by examiner

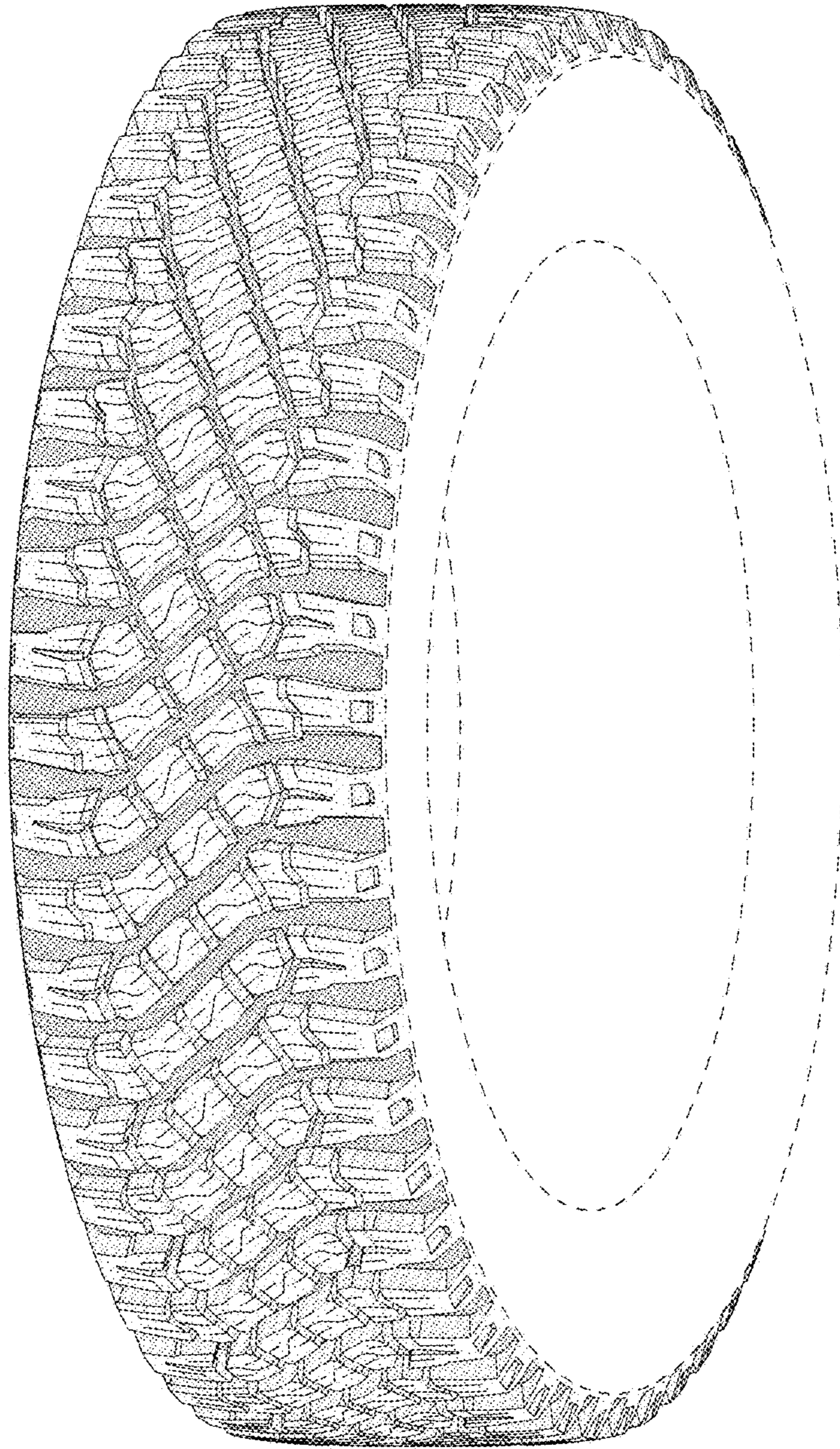


FIG - 1

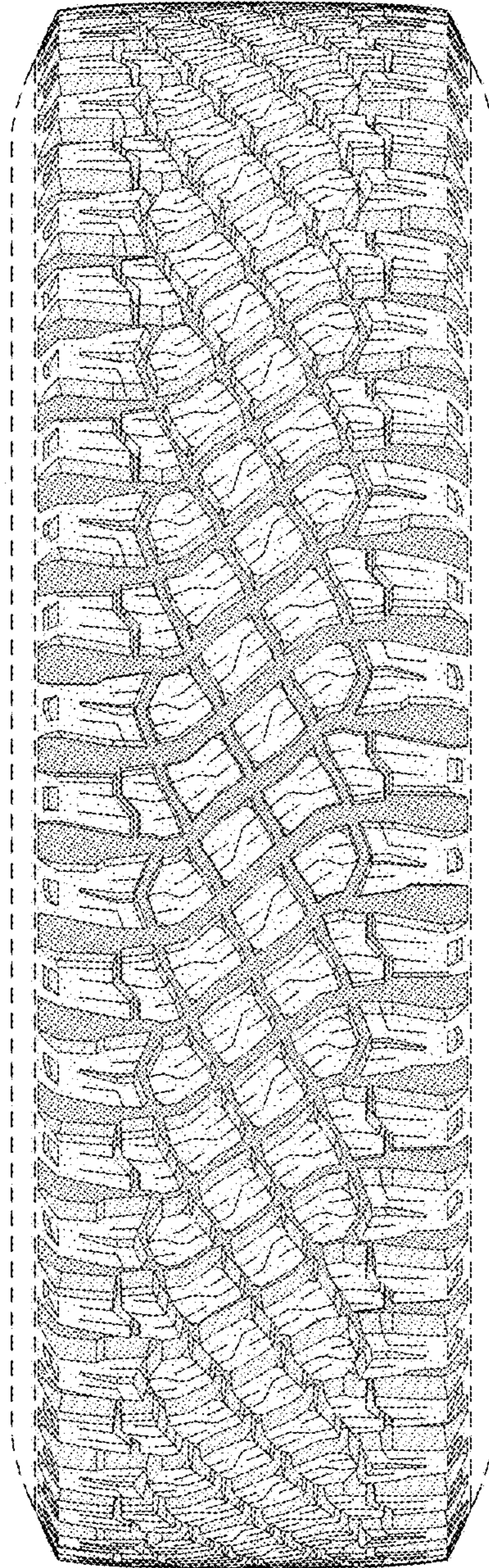


FIG - 2

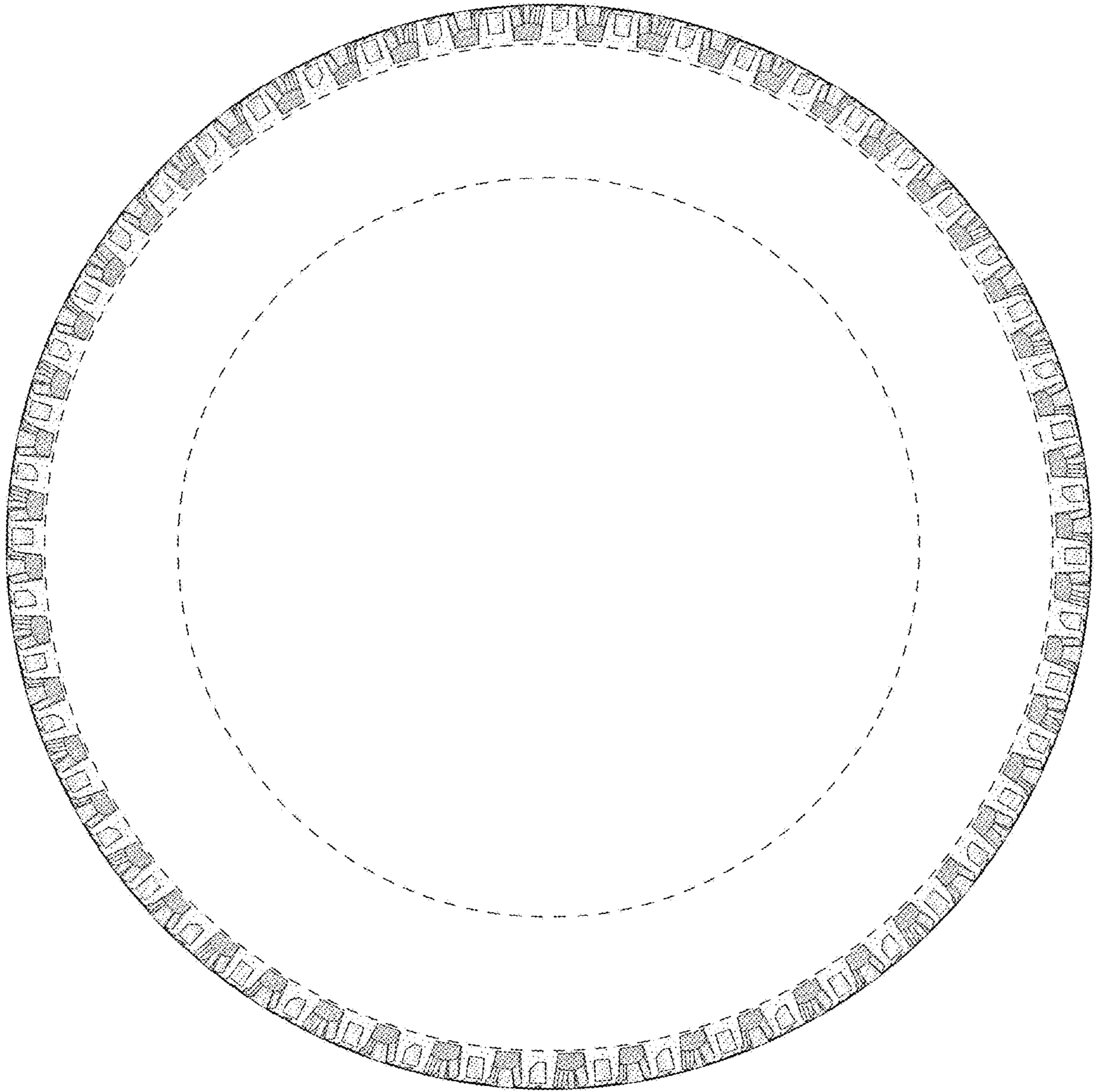


FIG - 3

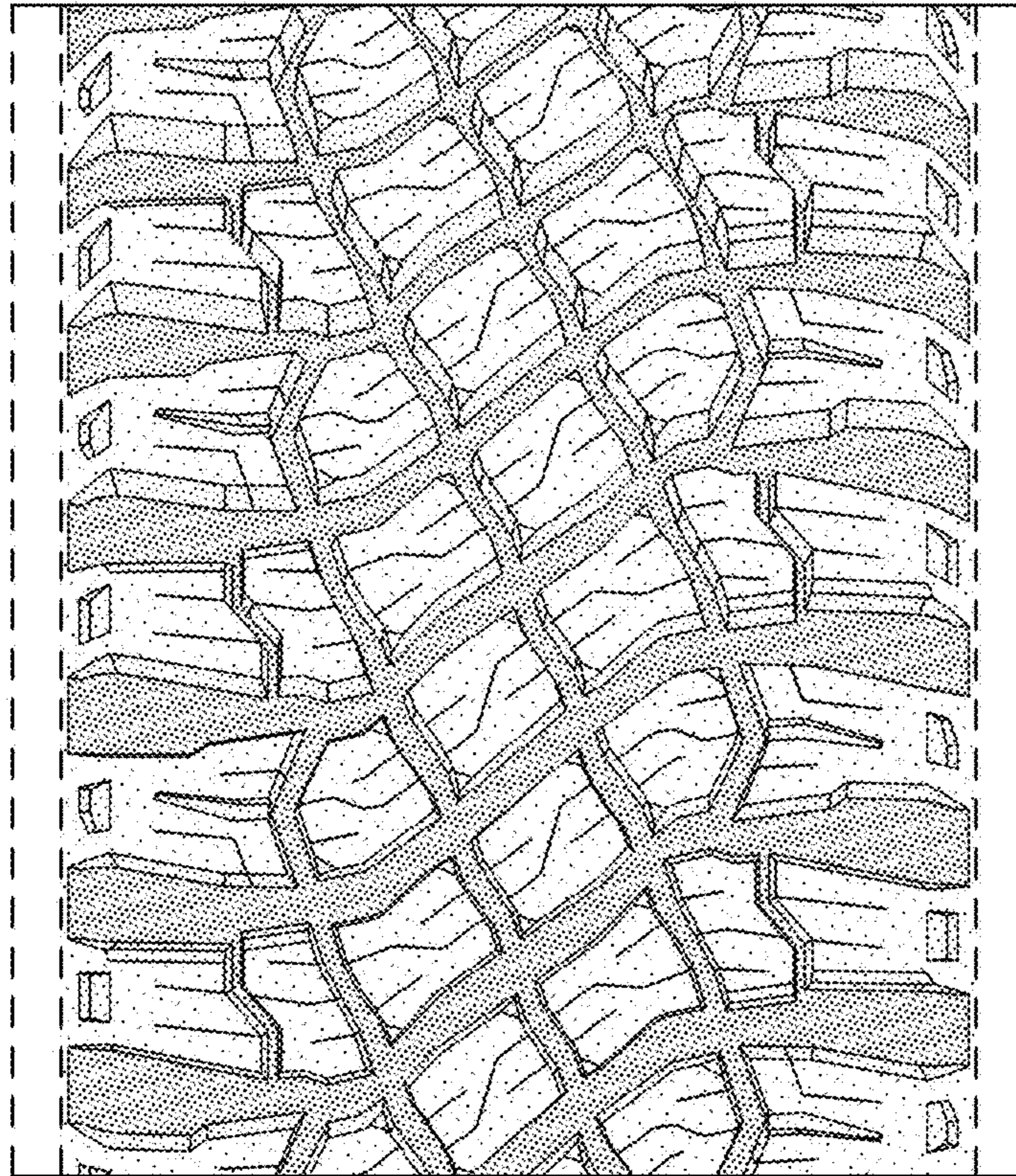


FIG - 4

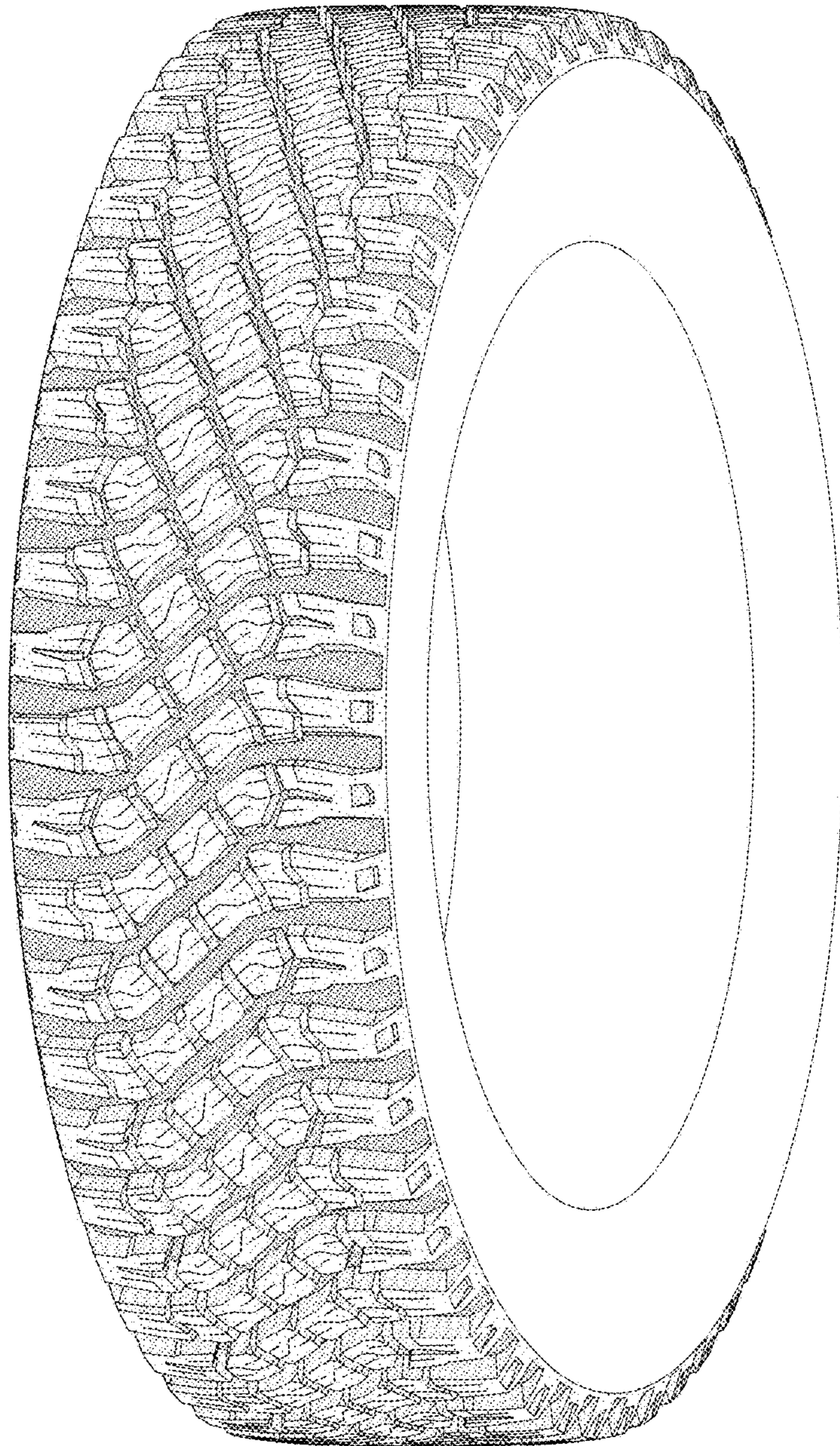


FIG - 5

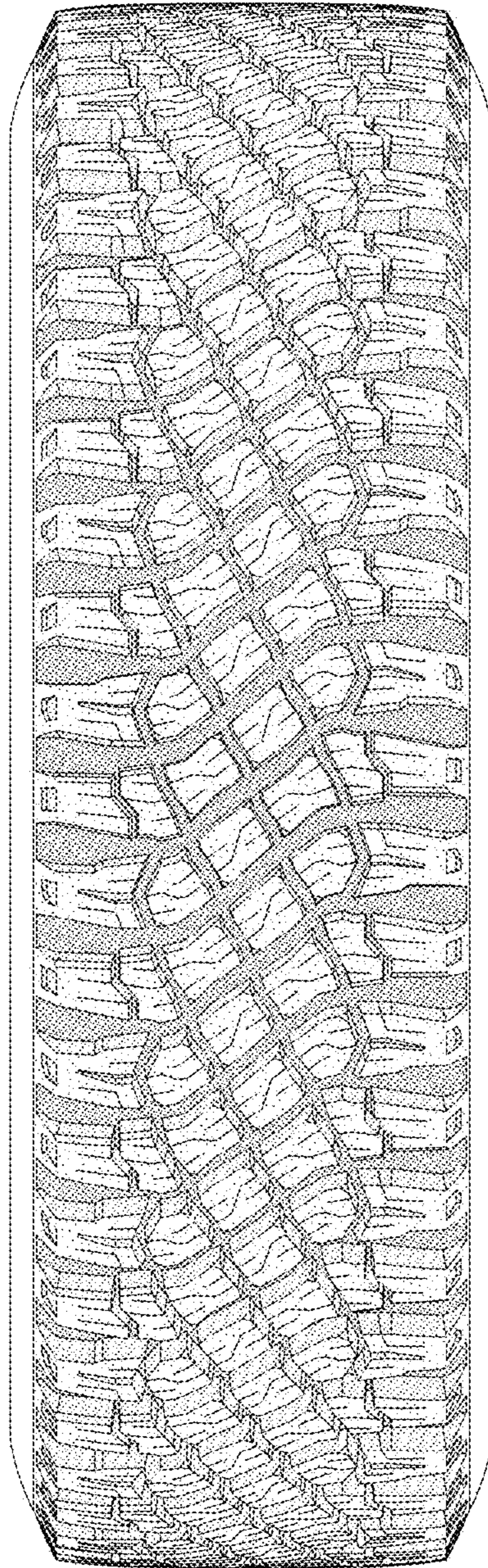


FIG - 6