



US00D934153S

(12) **United States Design Patent** (10) **Patent No.:** **US D934,153 S**
Nakamura (45) **Date of Patent:** **** Oct. 26, 2021**

(54) **MOTORCYCLE TIRE**
(71) Applicant: **BRIDGESTONE CORPORATION,**
Tokyo (JP)

JP 1393137 S 7/2011
JP 1459417 S 1/2013
JP 1459499 S 1/2013
JP 1560305 S 9/2018

(72) Inventor: **Takamitsu Nakamura,** Tokyo (JP)
(73) Assignee: **BRIDGESTONE CORPORATION,**
Tokyo (JP)

OTHER PUBLICATIONS

epub.sipo.gov.cn, Retrieved on Jul. 23, 2019, from URL: <http://epub.sipo.gov.cn/patentdetail.action>.

(Continued)

(**) Term: **15 Years**

Primary Examiner — George D. Kirschbaum

(21) Appl. No.: **29/699,973**

(74) *Attorney, Agent, or Firm* — Kenja IP Law PC

(22) Filed: **Jul. 30, 2019**

(30) **Foreign Application Priority Data**

Feb. 8, 2019 (JP) 2019-002647

(51) **LOC (13) Cl.** **12-15**

(52) **U.S. Cl.**
USPC **D12/535**

(58) **Field of Classification Search**
USPC D12/535
See application file for complete search history.

(56) **References Cited**

U.S. PATENT DOCUMENTS

D555,074 S *	11/2007	Zawistowski	D12/535
D644,166 S *	8/2011	Yoshiya	D12/535
D678,179 S	3/2013	Larregain		
D684,521 S	6/2013	Larregain		
D718,701 S *	12/2014	Isaka	D12/535
D810,659 S *	2/2018	Nakamura	D12/535
D810,660 S *	2/2018	Nakamura	D12/535
D910,536 S *	2/2021	Harada	D12/535

FOREIGN PATENT DOCUMENTS

JP	1235628 S	4/2005
JP	1353828 S	3/2009

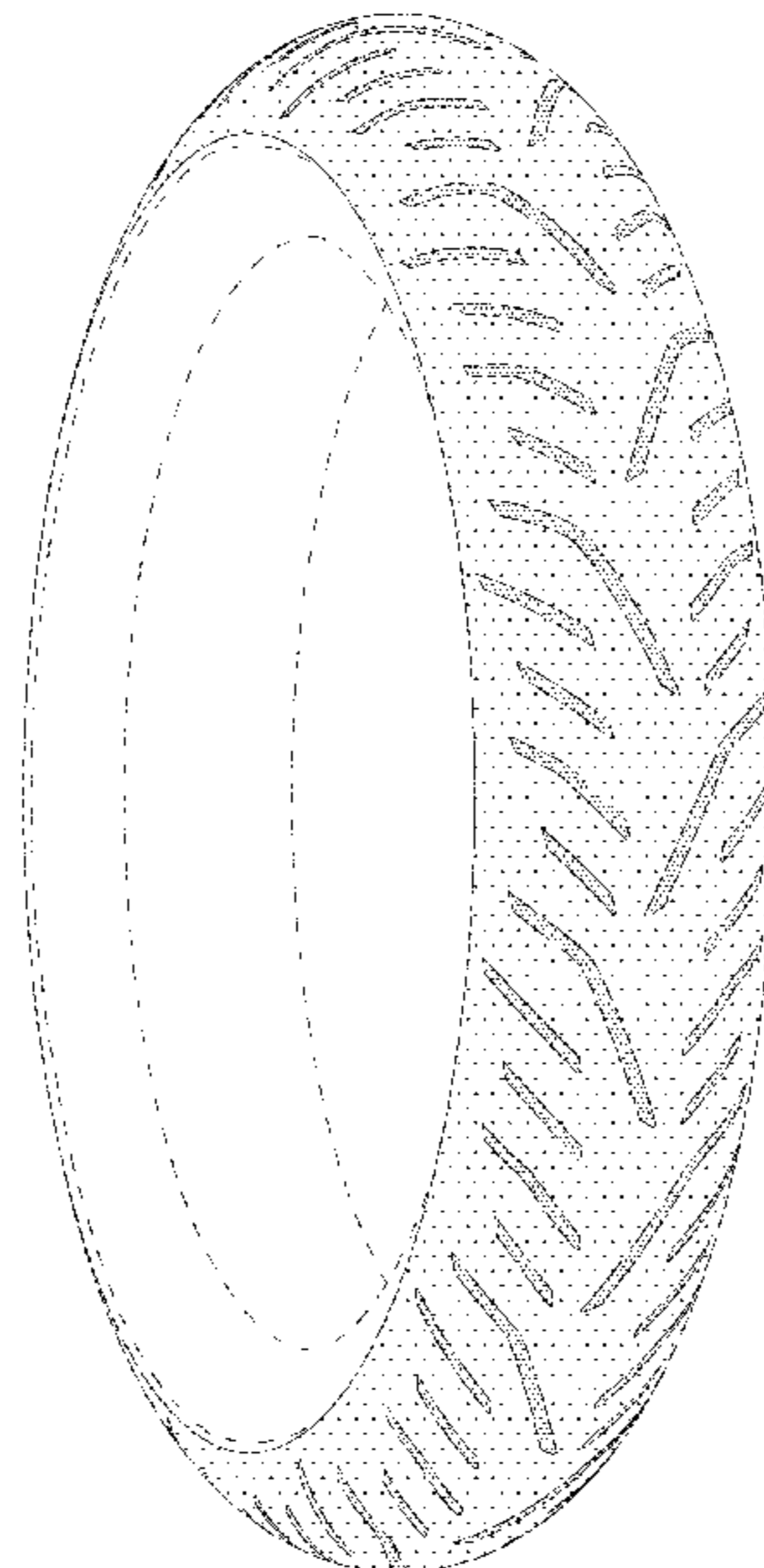
(57) **CLAIM**

The ornamental design for a motorcycle tire, as shown and described.

DESCRIPTION

FIG. 1 is a perspective view of a motorcycle tire showing my new design;
FIG. 2 is a front view thereof;
FIG. 3 is a top view thereof;
FIG. 4 is a right side view thereof;
FIG. 5 is a left side view thereof;
FIG. 6 is a fragmentary enlarged front view; and,
FIG. 7 is an end view taken along line 7-7 in FIG. 6.
In the drawings, the broken lines defining the sidewall, inner bead and the peripheral boundary between the claimed tire tread and the unclaimed sidewall depict environmental subject matter that forms no part of the claimed design. The light stippled surface shading represents the surface of the tire tread, and the dark stippled surface shading represents the recessed portion of the tread grooves, having the depth as shown in FIG. 7.

1 Claim, 7 Drawing Sheets



(56)

References Cited

OTHER PUBLICATIONS

HA2700157800, Autoby, (Motor Magazine Ltd.), Jun. 26, 2015, Retrieved from the Known Design Database of the Japan Patent Office using Internet, <URL: <https://www.j-platpat.inpit.go.jp/d0200>>.

HJ2406921600, Website <URL: http://www.michelin.co.jp/Home/News-Promotions/News/20130205_02>, (Nihon Michelin Tire Co., Ltd.), Mar. 8, 2013, [database online], [retrieved on Mar. 4, 2013], Retrieved from the Known Design Database of the Japan Patent Office using Internet, <URL: <https://www.j-platpat.inpit.go.jp/d0200>>.

* cited by examiner

FIG. 1

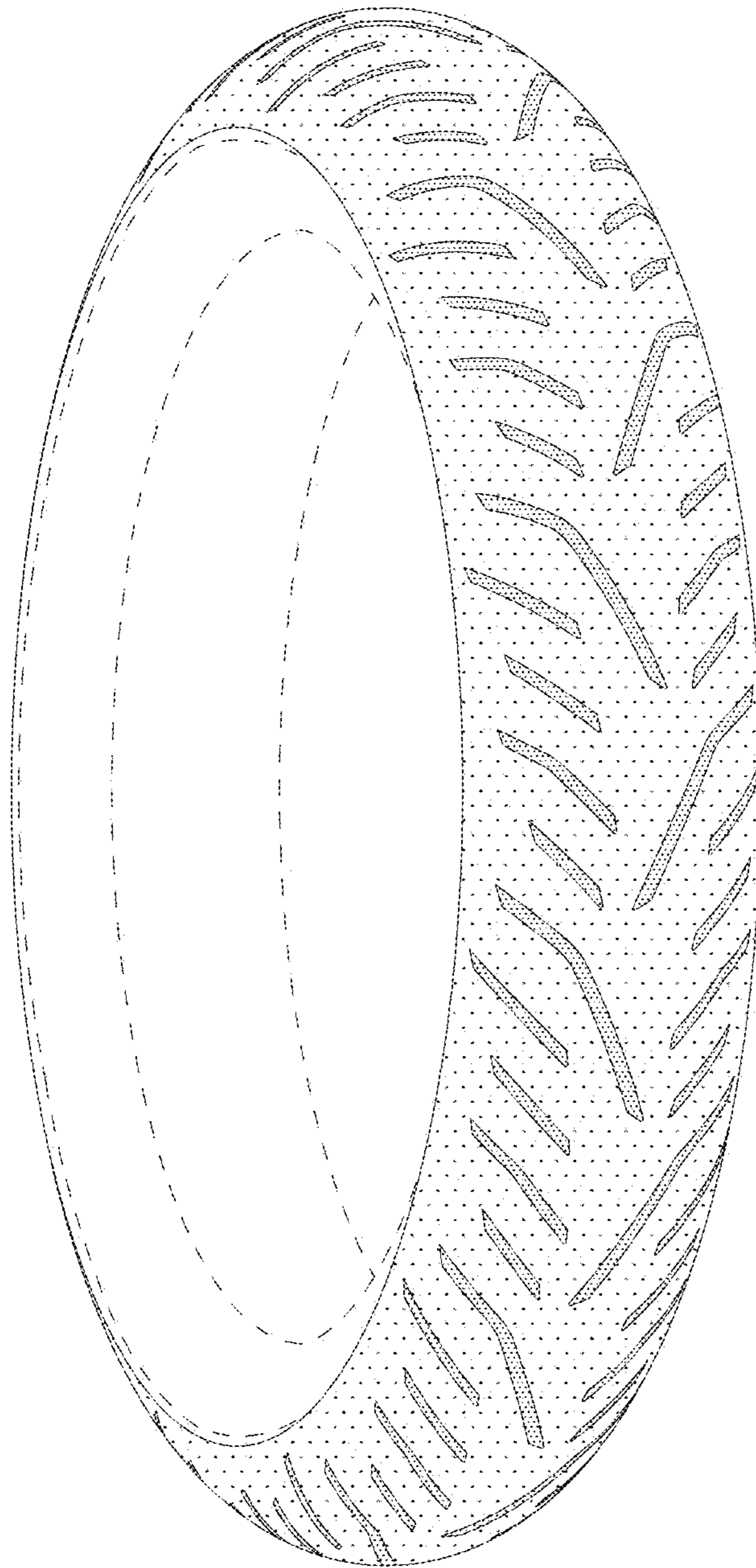


FIG. 2




FIG. 3




FIG. 4




FIG. 5




FIG. 6




FIG. 7

