



US00D934131S

(12) **United States Design Patent** (10) **Patent No.:** **US D934,131 S**
Montoya Bueloni (45) **Date of Patent:** **** Oct. 26, 2021**

(54) **VEHICLE BUMPER**

(71) Applicant: **VOLKSWAGEN AKTIENGESELLSCHAFT**,
Wolfsburg (DE)

(72) Inventor: **Felipe Montoya Bueloni**, Wolfsburg
(DE)

(73) Assignee: **VOLKSWAGEN AKTIENGESELLSCHAFT**,
Wolfsburg (DE)

(**) Term: **15 Years**

(21) Appl. No.: **29/733,065**

(22) Filed: **Apr. 29, 2020**

(30) **Foreign Application Priority Data**

Nov. 8, 2019 (WO) WIPO89176

(51) **LOC (13) Cl.** **12-16**

(52) **U.S. Cl.**
USPC **D12/169**

(58) **Field of Classification Search**
USPC D12/82, 85, 86, 88, 89, 90, 91, 92, 93,
D12/94, 96, 98, 99, 101, 102, 106, 163,
D12/164, 165, 166, 167, 169, 170, 171,
D12/172, 173, 181, 184, 185, 190, 192,
D12/196, 223, 400; D21/533, 548, 552,
D21/561

CPC B60R 19/00; B60R 19/02; B60R 19/04;
B60R 19/16; B60R 19/18; B60R 19/24;
B60R 19/26; B60R 19/44; B60R 19/48;
B60R 19/52; B60R 19/56; B60R
2019/007; B60R 2019/026; B60R
2019/522; B60R 2019/525; B60R
2019/527; B60R 2019/1813; B60R
2019/1833; B60R 2019/1886; B62D
25/02; B62D 25/08; B62D 25/16; B62D
35/00; B62D 35/02

See application file for complete search history.

(56) **References Cited**

U.S. PATENT DOCUMENTS

D811,958 S * 3/2018 Zipfel D12/169
D848,909 S * 5/2019 Lee D12/169
D898,635 S * 10/2020 Wiltshire D12/169
D902,801 S * 11/2020 Gay D12/169
D926,082 S * 7/2021 Bischoff D12/91

OTHER PUBLICATIONS

2021 Volkswagen ID.4, Published date unavailable [online], [retrieved on Aug. 25, 2021]. Retrieved from the Internet: <https://www.motortrend.com/cars/volkswagen/id4/?galleryimageid=adf53407-fa74-4e4c-9f18-46e1ff6dae84> (Year: 2021).*

* cited by examiner

Primary Examiner — Cary M Robinson

Assistant Examiner — Adam C Mager

(74) *Attorney, Agent, or Firm* — Lucas & Mercanti, LLP;
Klaus P. Stoffel

(57) **CLAIM**

The ornamental design for a vehicle bumper, as shown and described.

DESCRIPTION

FIG. 1 is a front view of the vehicle bumper of the present invention;

FIG. 2 is a front and right side perspective view thereof;

FIG. 3 is a front and left side perspective view thereof;

FIG. 4 is a right side view thereof;

FIG. 5 is a left side view thereof;

FIG. 6 is a rear view thereof;

FIG. 7 is a rear and left side perspective view thereof;

FIG. 8 is a rear and right side perspective view thereof;

FIG. 9 is a top view thereof; and,

FIG. 10 is a bottom view thereof.

1 Claim, 5 Drawing Sheets






Fig. 1




Fig. 2




Fig. 3




Fig. 4




Fig. 5



Fig. 6




Fig. 7




Fig. 8




Fig. 9



Fig. 10