



US00D934129S

(12) **United States Design Patent** (10) **Patent No.:** **US D934,129 S**
Bernardi (45) **Date of Patent:** **** Oct. 26, 2021**

(54) **REAR BUMPER FOR A VEHICLE**

(71) Applicant: **Jaguar Land Rover Limited**, Coventry (GB)

(72) Inventor: **Florentin Bernardi**, Coventry (GB)

(73) Assignee: **JAGUAR LAND ROVER LIMITED**, Coventry (GB)

(**) Term: **15 Years**

(21) Appl. No.: **29/720,850**

(22) Filed: **Jan. 16, 2020**

(30) **Foreign Application Priority Data**

Jul. 17, 2019 (EM) 006631859

(51) **LOC (13) Cl.** **12-16**

(52) **U.S. Cl.**
USPC **D12/169**

(58) **Field of Classification Search**

USPC D12/86, 90, 91, 92, 93, 163, 164, 166,
D12/167, 169, 171, 172, 173, 190, 196,
D12/216; D3/318

CPC B62D 25/00; B62D 25/06; B62D 25/08;
B62D 35/00; B62B 9/16; B60K 11/08;
B60R 19/02; B60R 19/04; B60R 19/52

See application file for complete search history.

(56) **References Cited**

U.S. PATENT DOCUMENTS

D856,870 S *	8/2019	Nakajima	D12/169
D867,234 S *	11/2019	Peplowski	D12/169
D878,257 S *	3/2020	Iida	D12/169
D882,467 S *	4/2020	Matsumoto	D12/169
D882,468 S *	4/2020	Sperling	D12/169
D890,037 S *	7/2020	Mack	D12/169
D890,647 S *	7/2020	Owens	D12/169

(Continued)

OTHER PUBLICATIONS

Back Automotive Panels. (Design—© Questel) orbit.com. [Online PDF compilation of references selected by examiner] 37 pgs. Print Dates Range Nov. 30, 2018-Apr. 28, 2014 [Retrieved Jun. 9, 2021].*

(Continued)

Primary Examiner — Brett Miller

Assistant Examiner — Suzanne E Tisdell

(74) *Attorney, Agent, or Firm* — Reising Ethington P.C.

(57) **CLAIM**

The ornamental design for a rear bumper for a vehicle, as shown and described.

DESCRIPTION

FIG. 1 is a front left elevated perspective view of a rear bumper for a vehicle according to the present invention.

FIG. 2 is a front left perspective view of the rear bumper shown in FIG. 1.

FIG. 3 is a rear right elevated perspective view thereof.

FIG. 4 is a rear right perspective view thereof.

FIG. 5 is a front view thereof.

FIG. 6 is a rear view thereof.

FIG. 7 is a left side view thereof.

FIG. 8 is a right side view thereof.

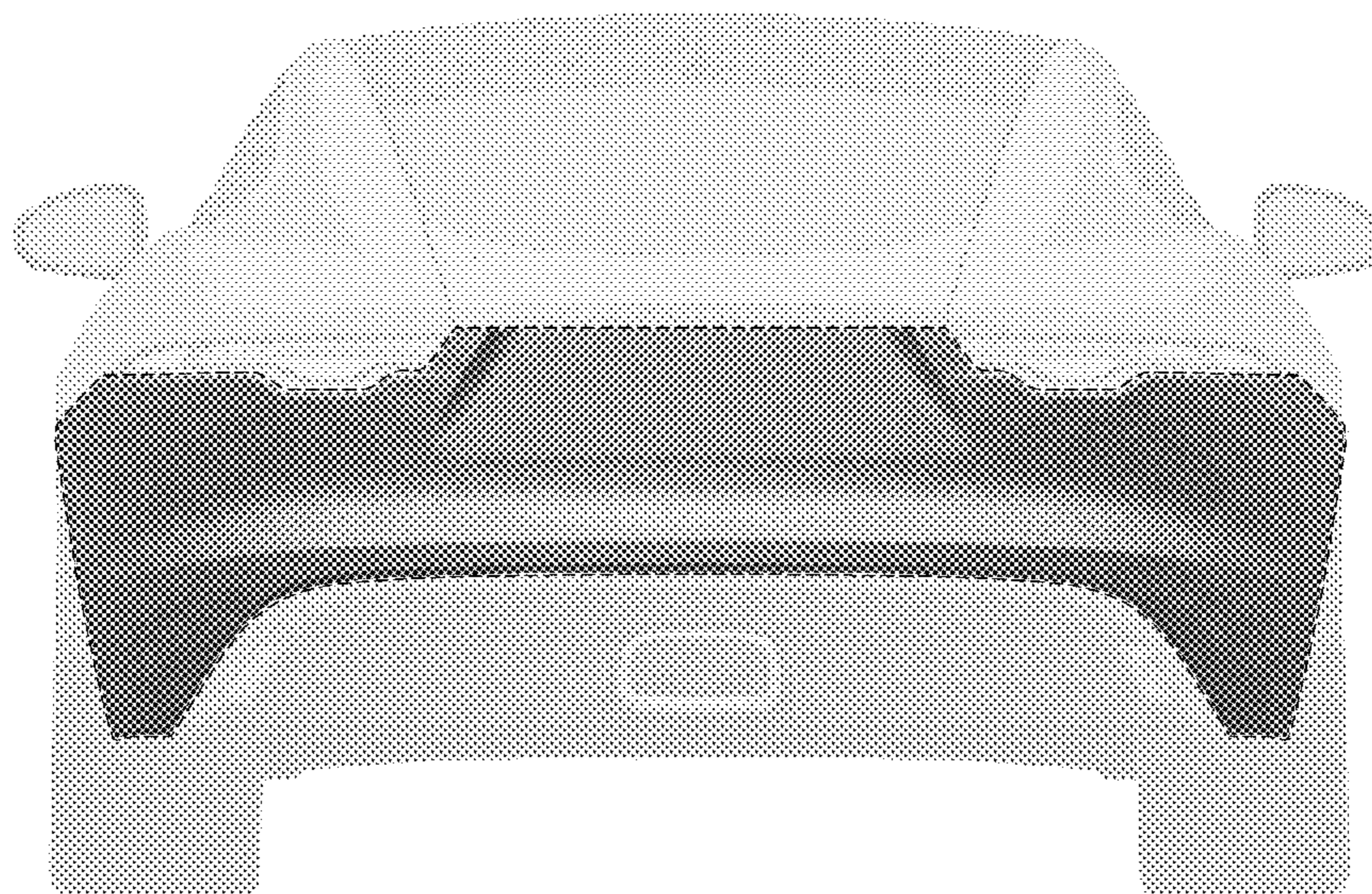
FIG. 9 is a top view thereof.

FIG. 10 is a bottom view thereof; and,

FIG. 11 is another front view of the rear bumper shown in FIGS. 1-10, but with the rear bumper mounted on a vehicle, and the rest of the vehicle shown in de-emphasized and half-tone portions so as to illustrate environmental structure.

These portions form no part of the claimed design. More particularly, in FIG. 11, the inventive rear bumper is shown within the broken line, and the elements shown outside the broken line form no part of the claimed design, but are instead included to show environmental aspects thereof, and form an unclaimed boundary of the design.

1 Claim, 11 Drawing Sheets



(56)

References Cited

U.S. PATENT DOCUMENTS

D890,651 S * 7/2020 Peplowski D12/169
D918,794 S * 5/2021 Choi D12/169
D919,501 S * 5/2021 Gay D12/169
D919,510 S * 5/2021 Piaskowski D12/169
D919,513 S * 5/2021 Zhao D12/169

OTHER PUBLICATIONS

Padgett, Martin. "8 Things That Make a Jaguar F-Type an SVR." Jun. 15, 2016. Motor Authority. https://www.motorauthority.com/news/1104432_8-things-that-make-a-jaguar-f-type-an-svr (Year: 2016).*

Moses, Sam. "2015 Jaguar F-Type." Apr. 8, 2015. New Car Test Drive. <https://www.newcartestdrive.com/reviews/2015-jaguar-f-type/> (Year: 2015).*

"Discreet Briton—Jaguar F-Type with Piecha RSR Program." Oct. 26, 2017. Tuning Blog. <https://www.tuningblog.eu/en/kategorien/autos-von-a-z/jaguar-f-type-piecha-rsr-179174/> (Year: 2017).*

* cited by examiner



FIG. 1




FIG. 2

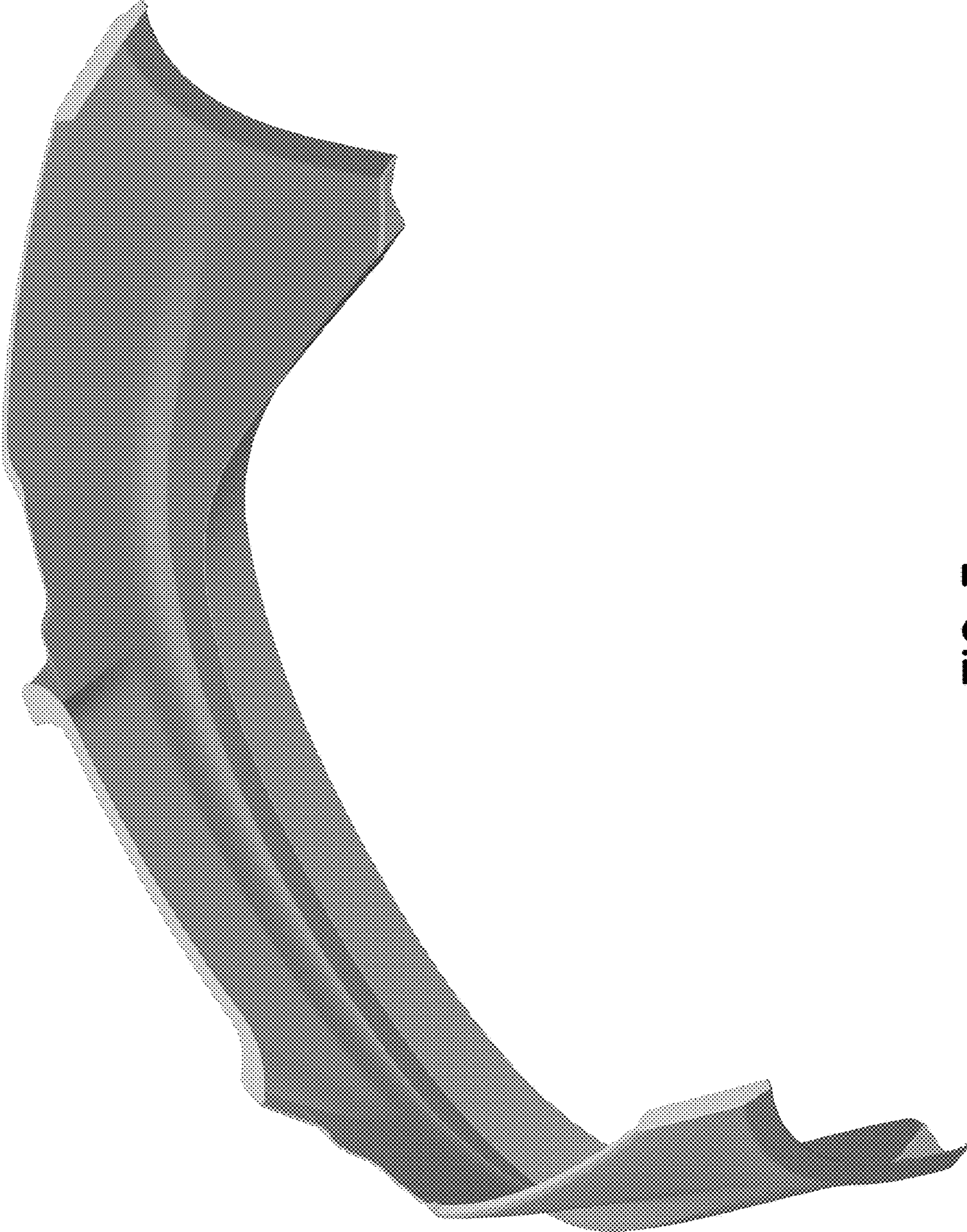


FIG. 3




FIG. 4




FIG. 5




FIG. 6




FIG. 7




FIG. 8




FIG. 9




FIG. 10



FIG. 11