



US00D934116S

(12) **United States Design Patent** (10) **Patent No.:** **US D934,116 S**
Janin (45) **Date of Patent:** **** Oct. 26, 2021**

- (54) **MOTOR VEHICLE**
- (71) Applicant: **RENAULT s.a.s.**, Boulogne-Billancourt (FR)
- (72) Inventor: **Stephane Janin**, Boulogne Billancourt (FR)
- (73) Assignee: **RENAULT s.a.s.**, Boulogne-Billancourt (FR)
- (**) Term: **15 Years**
- (21) Appl. No.: **29/724,447**
- (22) Filed: **Feb. 14, 2020**

Related U.S. Application Data

- (62) Division of application No. 35/506,338, filed on Jul. 24, 2018 (U.S. filing date under 35 U.S.C. 384), and having an international filing date of Jul. 24, 2018, now Pat. No. Des. 885,255.
- (51) **LOC (13) Cl.** **12-08**
- (52) **U.S. Cl.**
USPC **D12/86**
- (58) **Field of Classification Search**
USPC D12/86, 90, 91, 92, 98; D21/424, 433, D21/434
CPC B62D 25/00; B62D 25/06; B62D 33/00; B62D 35/00
See application file for complete search history.

(56) **References Cited**

U.S. PATENT DOCUMENTS

D621,750 S *	8/2010	Majdandzic	D12/92
D626,033 S *	10/2010	Browne	D12/86
D668,581 S *	10/2012	Kim	D12/86
D671,452 S *	11/2012	Fernandez Isoird	D12/86
D684,502 S *	6/2013	Kim	D12/91

D684,897 S *	6/2013	Kim	D12/92
D691,921 S *	10/2013	Kasamatsu	D12/86
D754,564 S *	4/2016	Bouzige	D12/91
D774,948 S *	12/2016	Abbes	D12/92
D778,785 S *	2/2017	Hirokawa	D12/86
D789,250 S *	6/2017	Arnold	D12/86
D832,742 S *	11/2018	Fisker	D12/86
D835,000 S *	12/2018	Tomasson	D12/91
10,160,301 B2 *	12/2018	Perlo	B62D 21/11
D839,784 S *	2/2019	Sugawara	D12/86
D846,447 S *	4/2019	Janin	D12/90
D860,862 S *	9/2019	Janin	D12/90

* cited by examiner

Primary Examiner — Darlington Ly
(74) *Attorney, Agent, or Firm* — Oblon, McClelland, Maier & Neustadt, L.L.P.

(57) **CLAIM**


The ornamental design for a motor vehicle, as shown and described.

DESCRIPTION

The file of this patent contains at least one figure executed in color. Copies of this patent with color figures will be provided by the Office upon request and payment of the necessary fee.

- FIG. 1 is a right side elevation view of a motor vehicle embodying my new design;
- FIG. 2 is a front elevation view thereof;
- FIG. 3 is a rear elevation view thereof;
- FIG. 4 is a left side elevation view thereof;
- FIG. 5 is a rear and right side perspective view thereof;
- FIG. 6 is a bottom plan view thereof;
- FIG. 7 is a front and left side perspective view thereof;
- FIG. 8 is a front and right side perspective view thereof;
- FIG. 9 is a rear and left side perspective view thereof; and,
- FIG. 10 is a top plan view thereof.

1 Claim, 10 Drawing Sheets
(10 of 10 Drawing Sheet(s) Filed in Color)






FIG. 1




FIG. 2




FIG. 3




FIG. 4

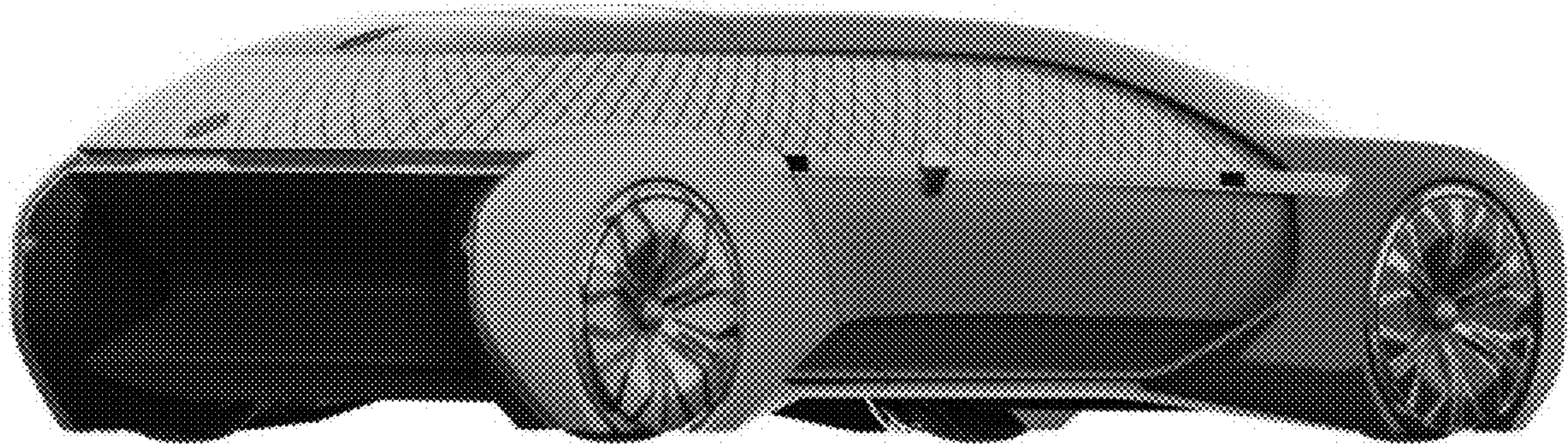


FIG. 5




FIG. 6




FIG. 7

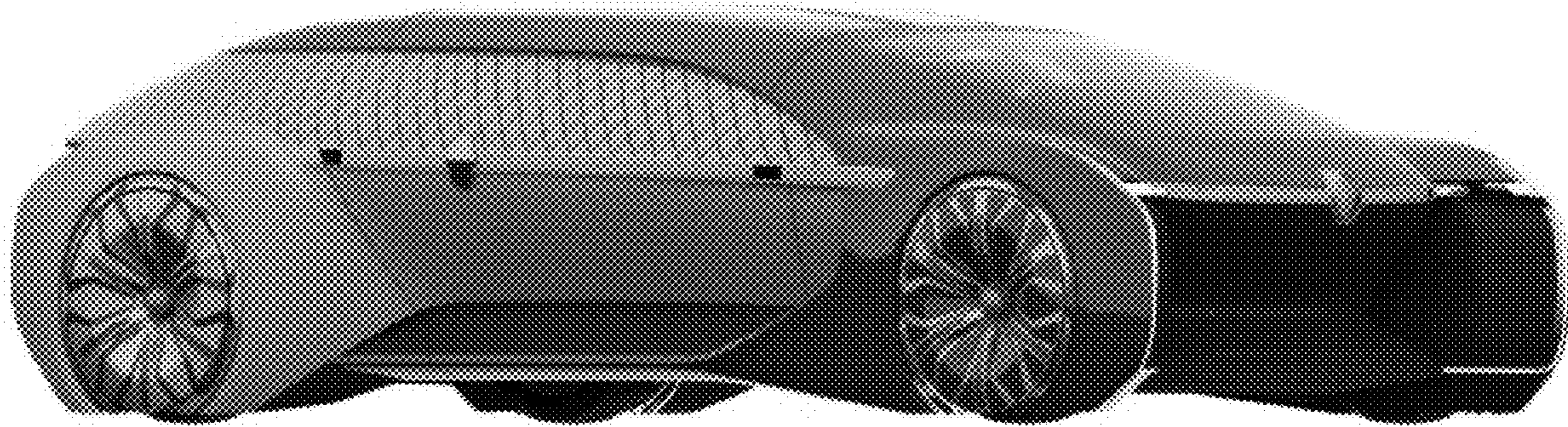


FIG. 8




FIG. 9

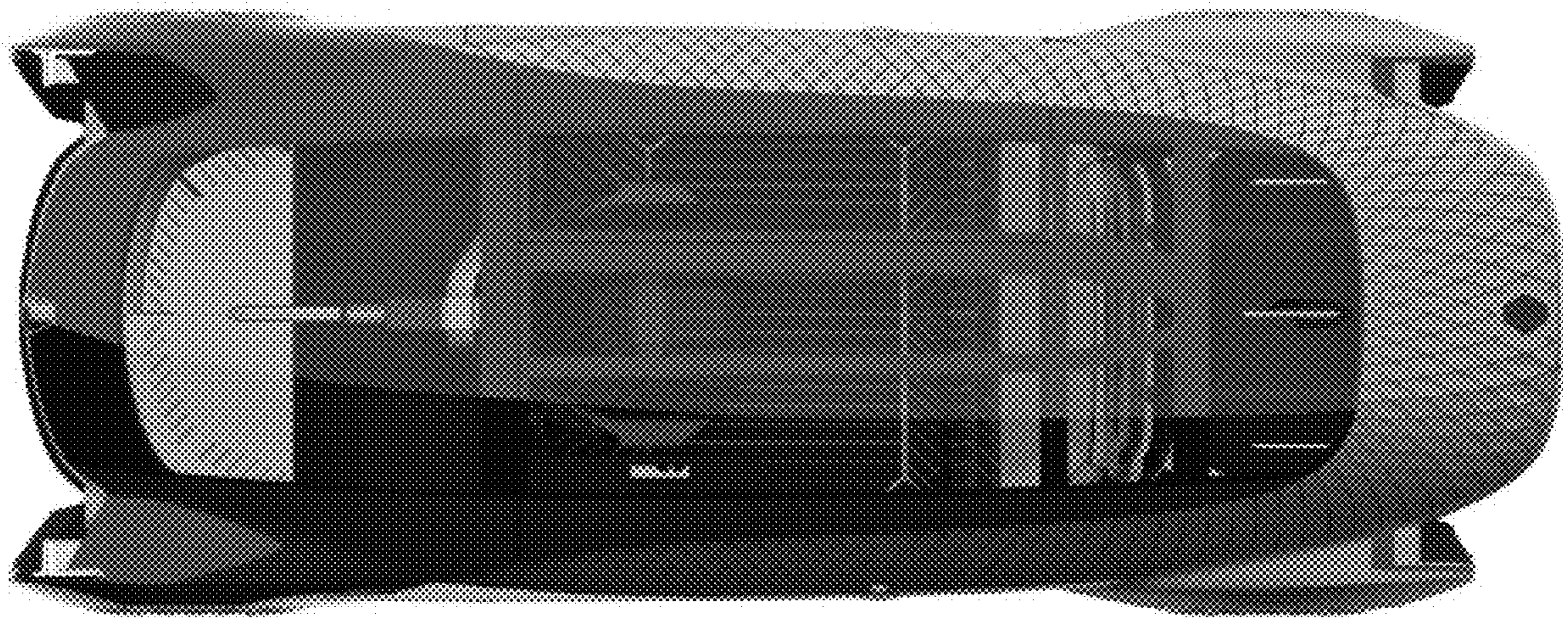


FIG. 10