



US00D934113S

(12) **United States Design Patent** (10) **Patent No.:** **US D934,113 S**
Fung (45) **Date of Patent:** **** Oct. 26, 2021**

(54) **EYE TAPE**

(71) Applicant: **MULTI TREND CORPORATION LIMITED**, Kowloon (HK)

(72) Inventor: **Wing Leung Fung**, Kowloon (HK)

(73) Assignee: **MULTI TREND CORPORATION LIMITED**, Kowloon (HK)

(**) Term: **15 Years**

(21) Appl. No.: **29/668,818**

(22) Filed: **Nov. 2, 2018**

(51) **LOC (13) Cl.** **02-07**

(52) **U.S. Cl.**
USPC **D11/208**

(58) **Field of Classification Search**
USPC D2/700, 706, 999; D11/1-2, 200-220;
D8/349

(Continued)

(56) **References Cited**

U.S. PATENT DOCUMENTS

2,802,215 A 8/1957 Alfandre
3,530,813 A * 9/1970 Roseman A44B 13/0011
112/407

(Continued)

FOREIGN PATENT DOCUMENTS

CA 2455784 A1 * 2/2003 A44B 13/0052
EP 1 839 508 A1 10/2007

(Continued)

OTHER PUBLICATIONS

Amazon, eBoot Bra Extender Strap, posted Jun. 9, 2017, [online],
[visited Feb. 24, 2021], Internet, <URL: <https://www.amazon.co.uk/Pieces-Extender-Extension-Brassiere-Colors/dp/B01N78XGU6/ref?th=1&psc=1>> (Year: 2017).*

(Continued)

Primary Examiner — Sheryl Lane

Assistant Examiner — Samantha N Wood

(74) *Attorney, Agent, or Firm* — Leydig, Voit & Mayer;
John Augustyn

(57) **CLAIM**

The ornamental design for an eye tape, as shown and described.

DESCRIPTION

FIG. 1 is a front perspective view from above of the first embodiment of the present invention;
FIG. 2 is a front perspective view from below thereof;
FIG. 3 is a left side view thereof;
FIG. 4 is a top view thereof;
FIG. 5 is a front view thereof;
FIG. 6 is a right side view thereof;
FIG. 7 is a rear view thereof;
FIG. 8 is a bottom view thereof.
FIG. 9 is a front perspective view from above of the second embodiment of the present invention;
FIG. 10 is a front perspective view from below thereof;
FIG. 11 is a left side view thereof;
FIG. 12 is a top view thereof;
FIG. 13 is a front view thereof;
FIG. 14 is a right side view thereof;
FIG. 15 is a rear view thereof;
FIG. 16 is a bottom view thereof.
FIG. 17 is a front perspective view from above of the third embodiment of the present invention;
FIG. 18 is a front perspective view from below thereof;
FIG. 19 is a left side view thereof;
FIG. 20 is a top view thereof;
FIG. 21 is a front view thereof;
FIG. 22 is a right side view thereof;
FIG. 23 is a rear view thereof;
FIG. 24 is a bottom view thereof.
FIG. 25 is a front perspective view from above of the fourth embodiment of the present invention;
FIG. 26 is a front perspective view from below thereof;
FIG. 27 is a left side view thereof;
FIG. 28 is a top view thereof;
FIG. 29 is a front view thereof;

(Continued)

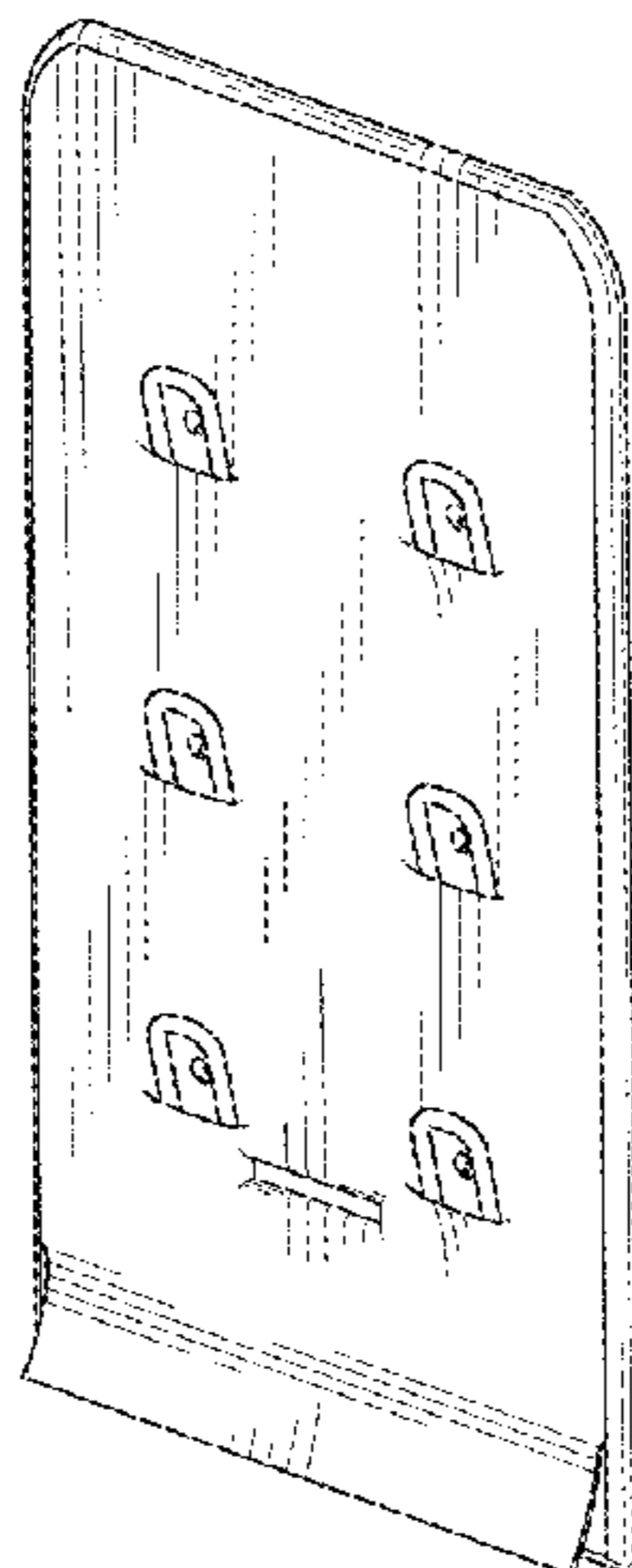


FIG. 30 is a right side view thereof;
 FIG. 31 is a rear view thereof; and,
 FIG. 32 is a bottom view thereof.

1 Claim, 16 Drawing Sheets

(58) **Field of Classification Search**

CPC . A44B 13/00; A44B 13/0005; A44B 13/0011;
 A44B 13/0029; A44B 13/0035; A44B
 13/0041; A44B 13/0052; A44B 13/0058
 See application file for complete search history.

(56) **References Cited**

U.S. PATENT DOCUMENTS

4,025,374 A 5/1977 Spindler et al.
 6,520,832 B2 2/2003 Devita et al.
 D481,331 S * 10/2003 Matsui D11/220
 7,086,925 B2 8/2006 Kaye et al.
 D530,648 S * 10/2006 Utaka D11/208
 D566,612 S 4/2008 Gut et al.
 D567,142 S 4/2008 Gut et al.
 7,618,305 B2 11/2009 Gut et al.
 7,638,009 B2 12/2009 Leung
 7,722,433 B2 5/2010 Utaka
 7,918,711 B2 4/2011 Yeung
 8,359,718 B2 1/2013 Yeung
 D703,095 S * 4/2014 Fildan D11/218
 D763,132 S * 8/2016 Karunaratne D11/208
 D813,721 S 3/2018 Krupa
 D815,391 S * 4/2018 Zheng D2/706
 D819,296 S * 6/2018 Incle D2/706
 D826,084 S * 8/2018 Karunaratne D11/208
 D845,827 S 4/2019 Fung
 D845,828 S 4/2019 Fung

D846,435 S 4/2019 Fung
 10,609,965 B2 4/2020 Lee
 D894,041 S 8/2020 Yang
 10,786,018 B2 9/2020 Fletcher
 2013/0199005 A1 8/2013 Fung
 2016/0360812 A1* 12/2016 Lockyer A41F 1/006
 2016/0366964 A1* 12/2016 Eddey A44B 99/00

FOREIGN PATENT DOCUMENTS

EP 3 795 018 A1 3/2021
 GB 6016934 * 8/2017
 KR 3020160039407 * 8/2016
 KR 3020160050685 * 10/2016
 WO WO 2006/049861 A2 5/2006
 WO WO-2006077658 A1 * 7/2006 A41F 1/006
 WO WO-2008093443 A1 * 8/2008 A44B 13/00
 WO WO-2014174332 A1 * 10/2014 A41F 1/006
 WO WO 2016/115580 A1 7/2016
 WO WO 2017/174940 A1 10/2017

OTHER PUBLICATIONS

Amazon, Boolavard Bra Extender Strap, posted Jun. 14, 2013, [online], [visited Feb. 24, 2021], Internet, <URL: <https://www.amazon.co.uk/BOOLAVARD-Assorted-Spacing-Extender-Boolavard%C2%AE/dp/B006G135TK/ref>> (Year: 2013).*

Amazon, Closecret Nylon Bra Extender Band, posted Aug. 30, 2016, [online], [visited Feb. 24, 2021], Internet, <URL: <https://www.amazon.co.uk/Closecret-Extender-Brassiere-Breathing-Multi-size/dp/B01LDB7Y4Y/ref>> (Year: 2016).*

Amazon search results for “hook and eye tape bra.” 10 pages [retrieved on May 3, 2021]. Retrieved from Internet: https://www.amazon.com/s?k=hook+and+eye+tape+bra&crd=3B3N0XH6MHGCT&sprefix=eye+tape+for+bras%2Caps%2C160&ref=nb_sb_ss_ts-doa-p_1_17.

* cited by examiner

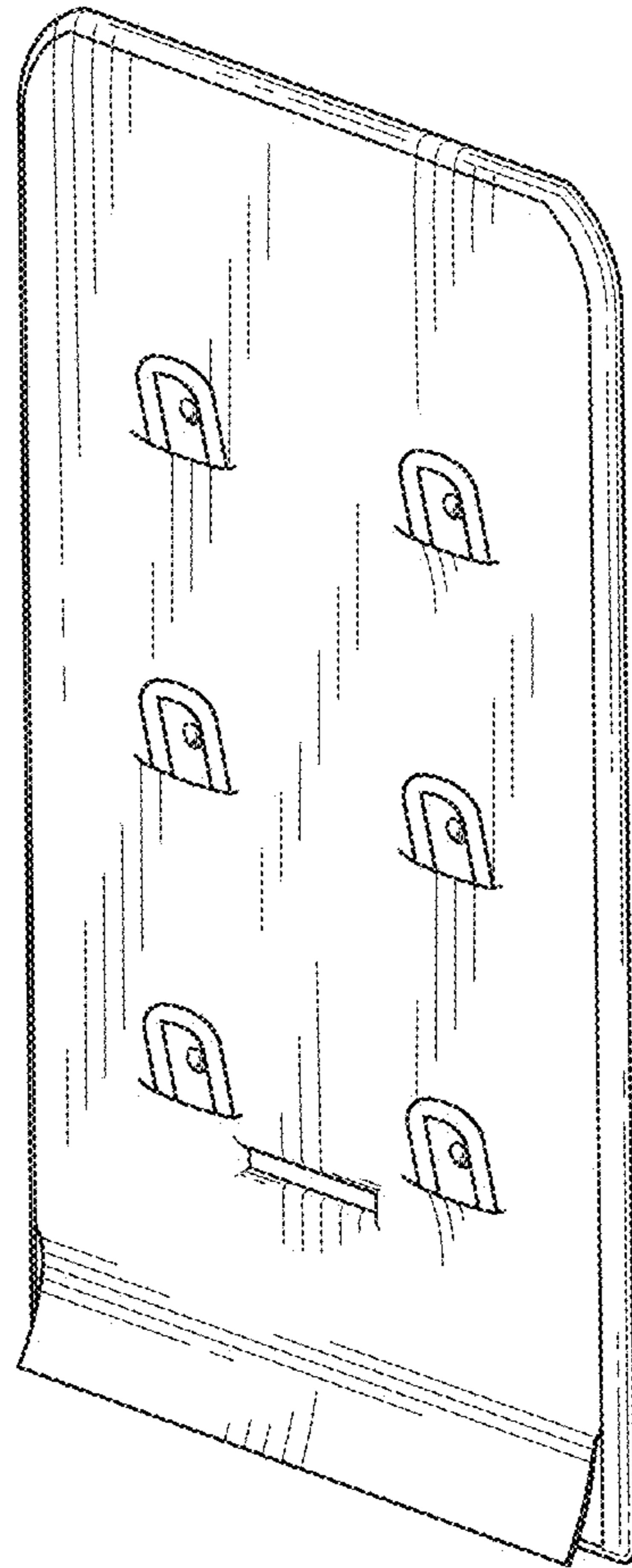


Fig. 1

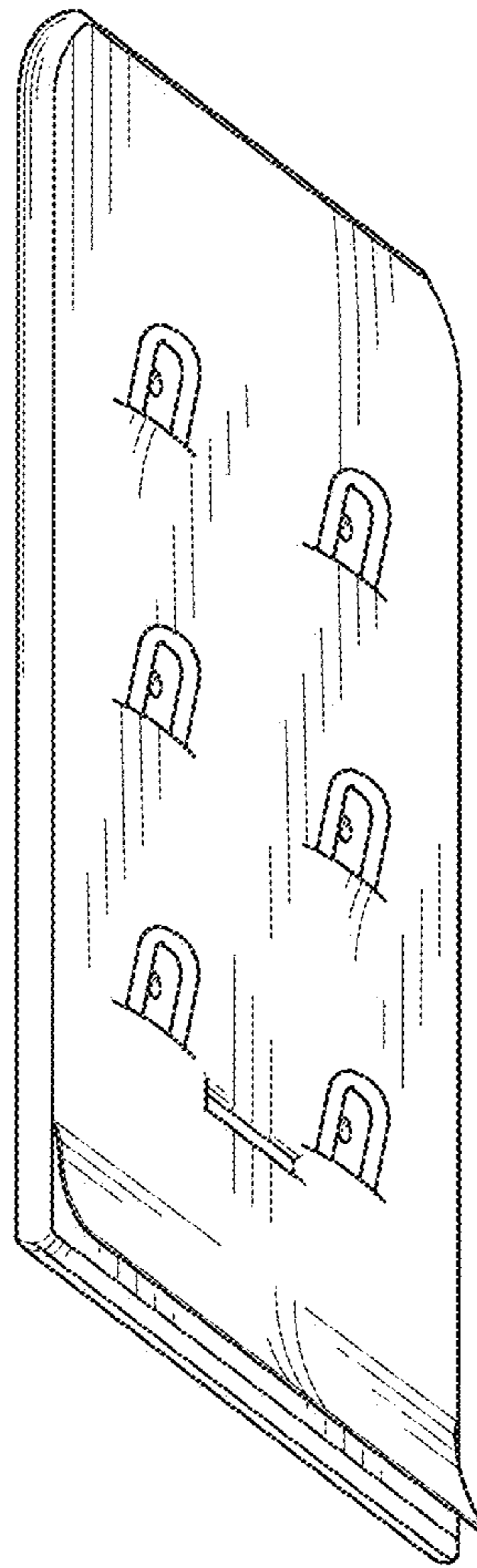


Fig. 2




Fig. 4

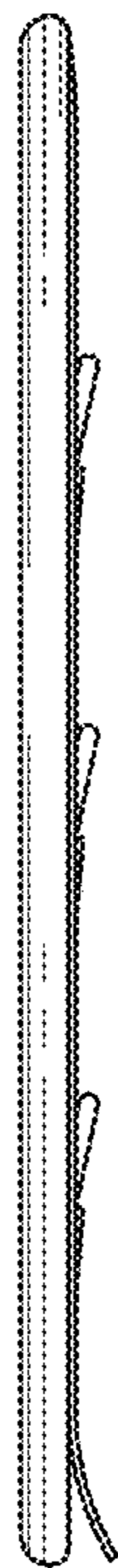


Fig. 3

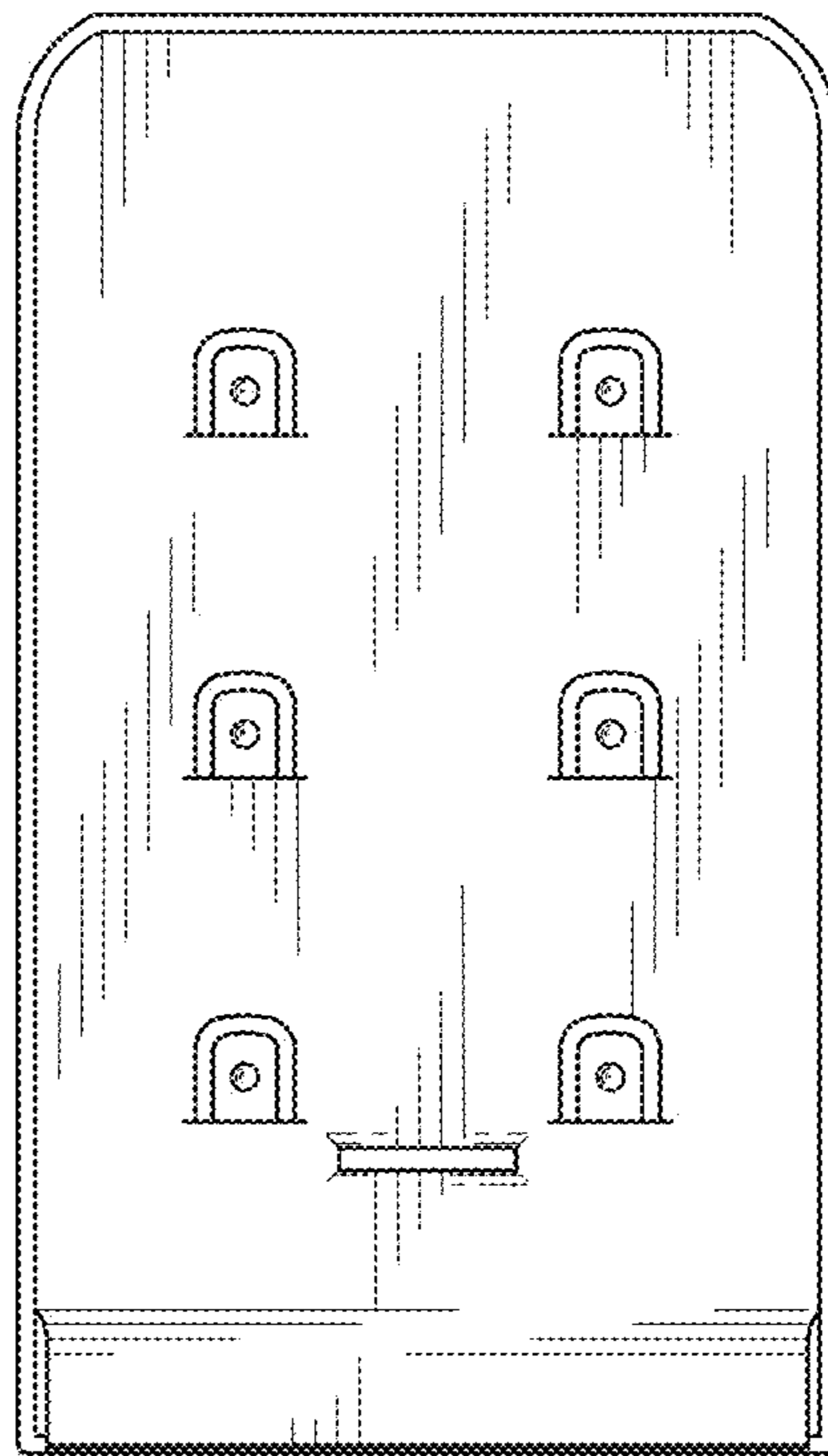


Fig. 5

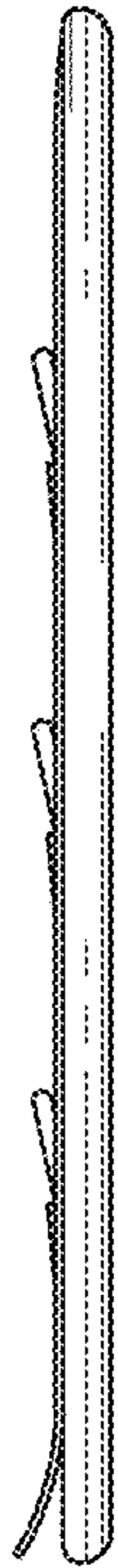


Fig. 6

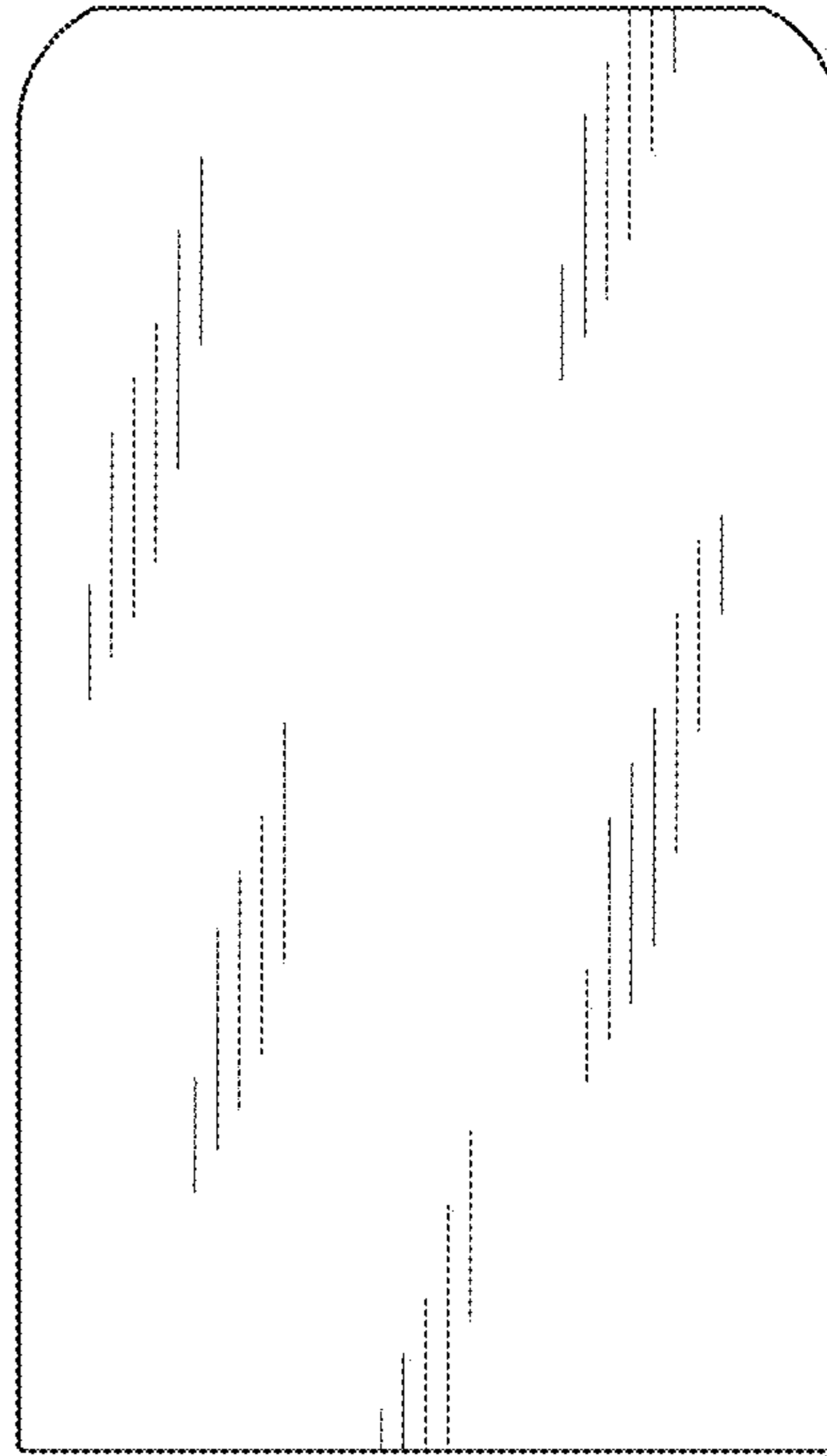


Fig. 7



Fig. 8




Fig. 9

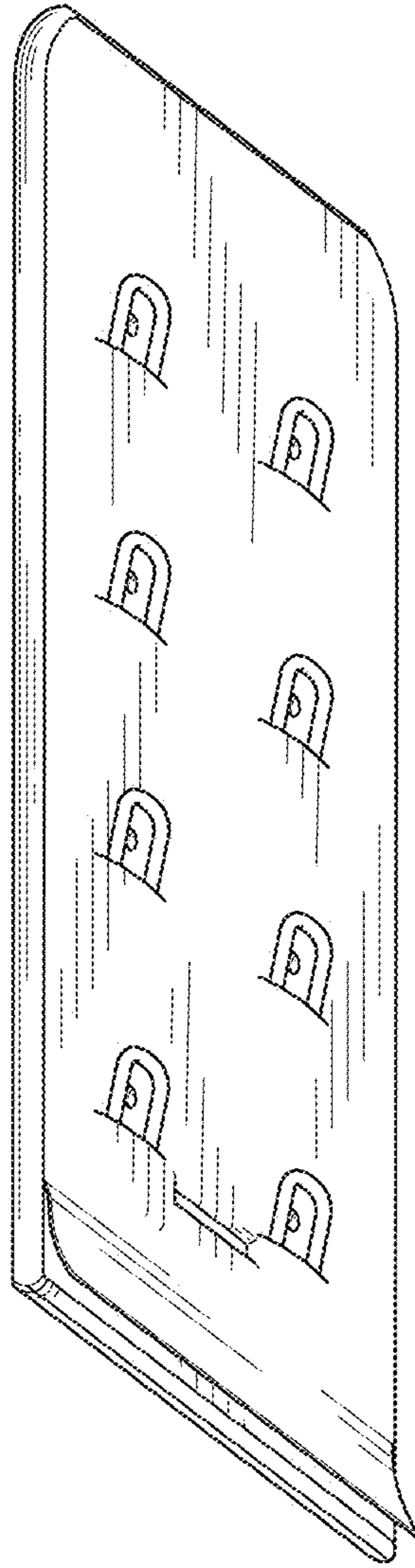


Fig. 10



Fig. 12




Fig. 11

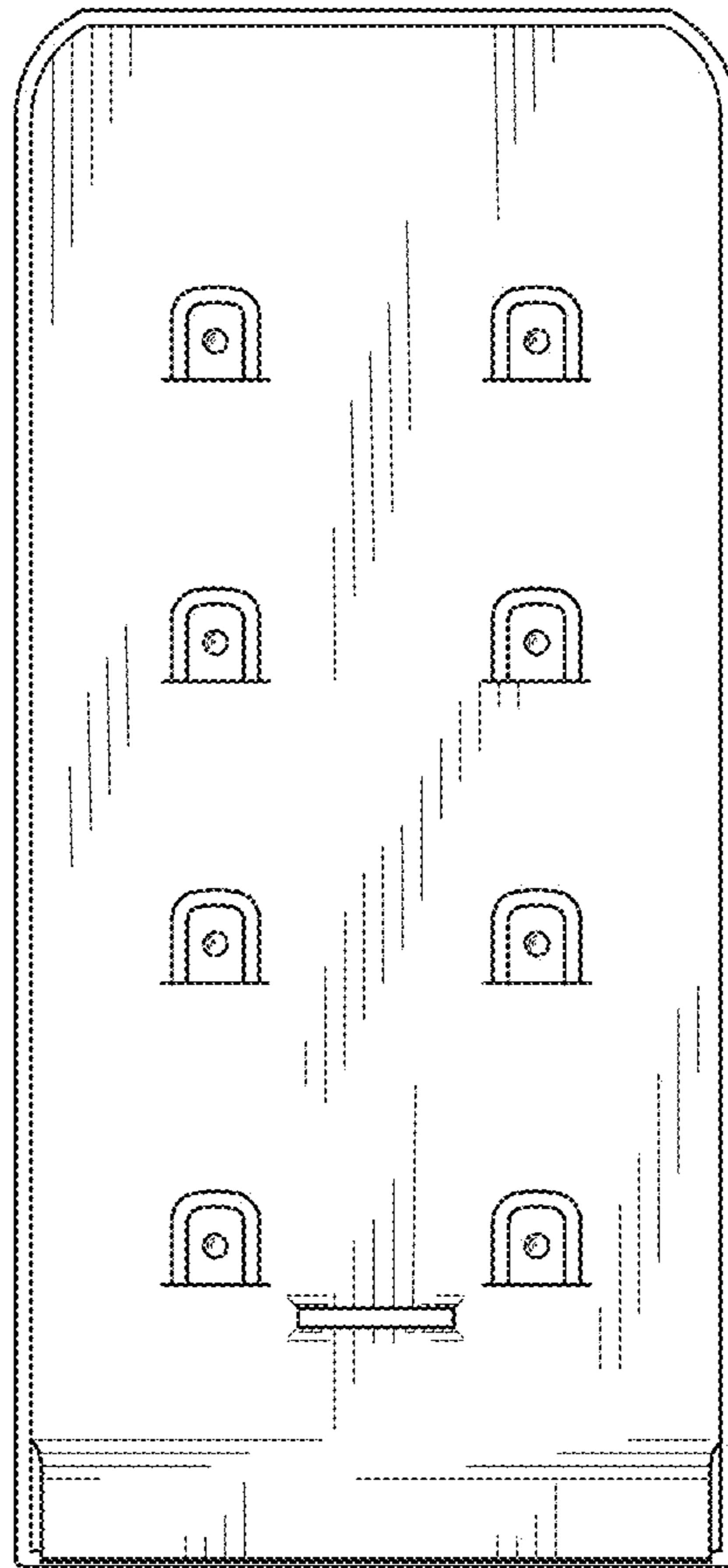


Fig. 13

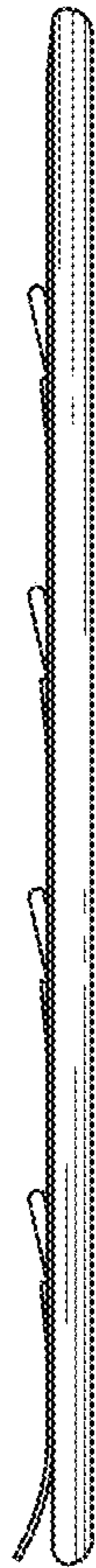


Fig. 14




Fig. 15



Fig. 16




Fig. 17




Fig. 18

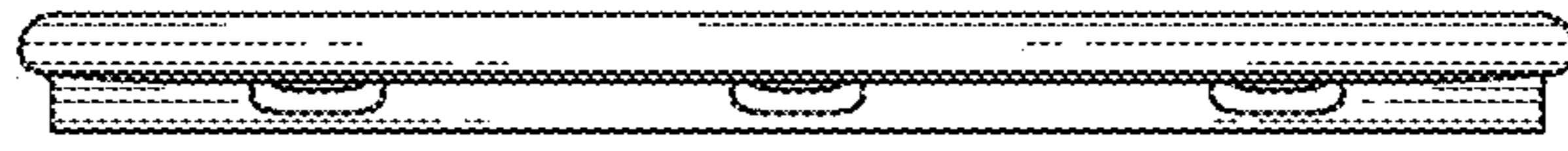


Fig. 20

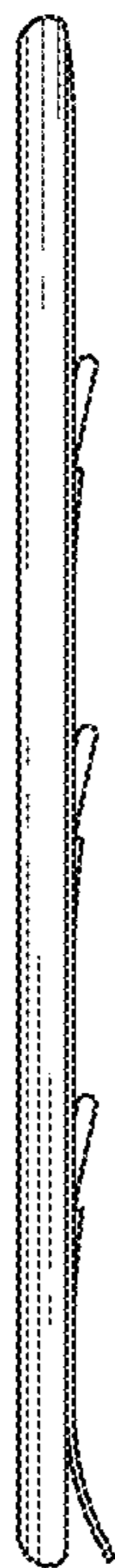


Fig. 19

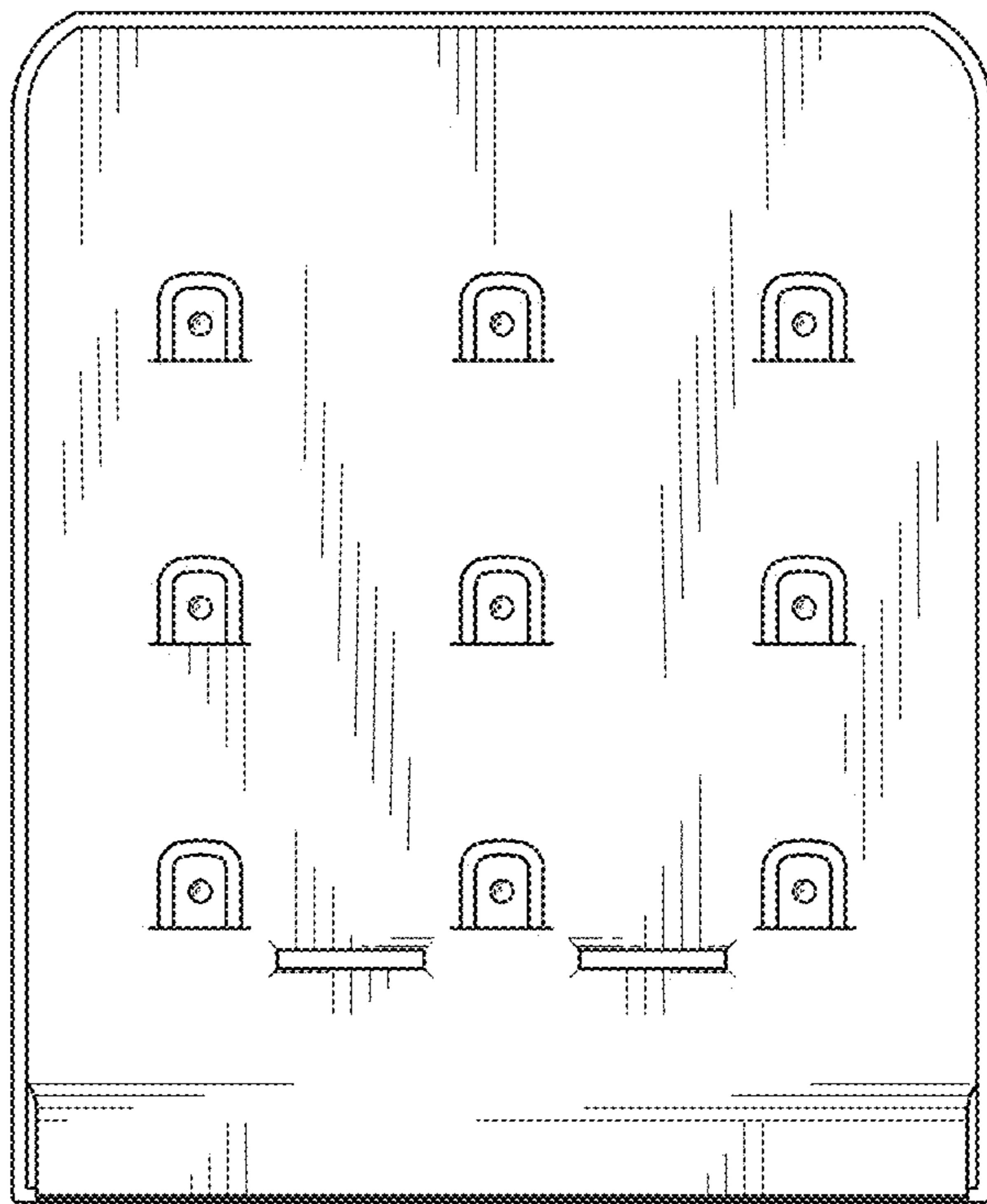


Fig. 21

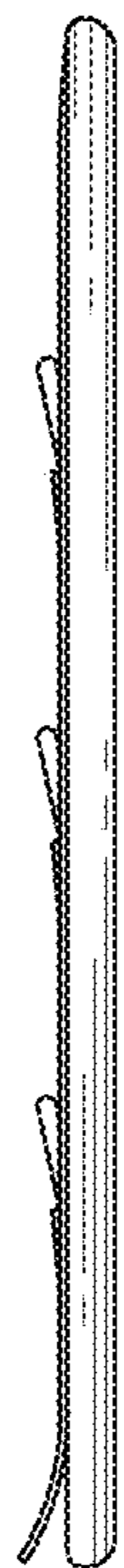


Fig. 22

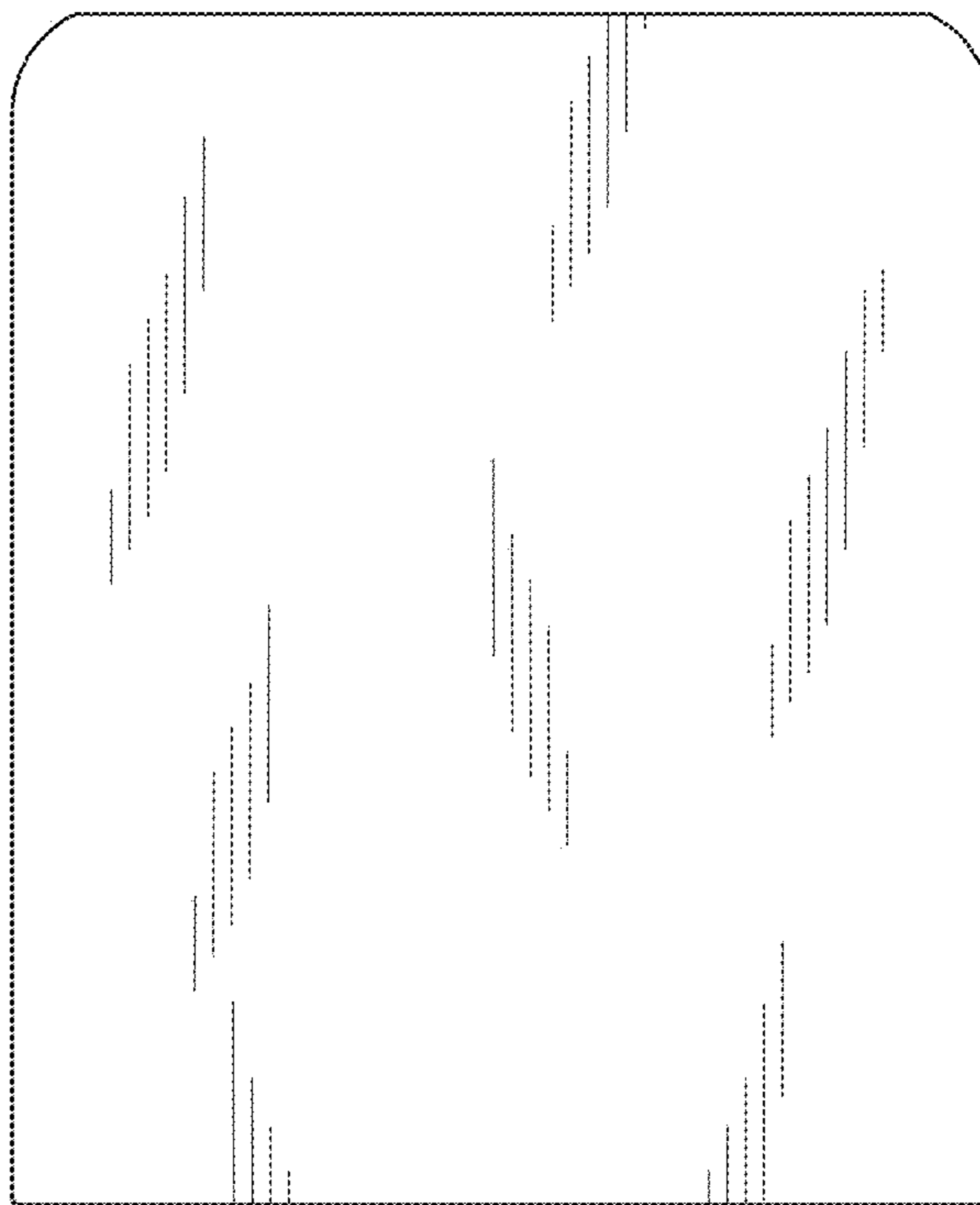


Fig. 23




Fig. 24




Fig. 25




Fig. 26

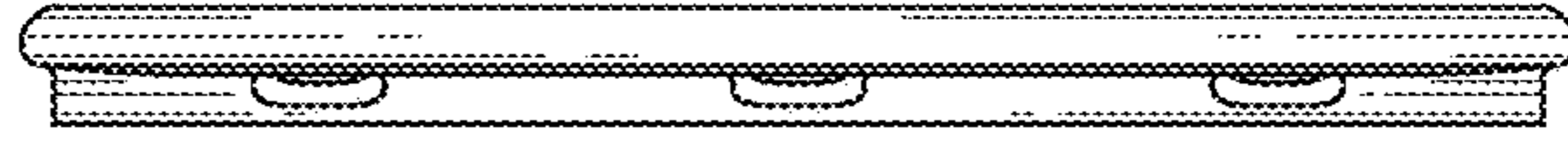


Fig. 28

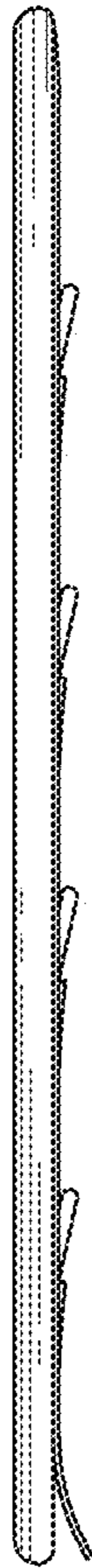


Fig. 27

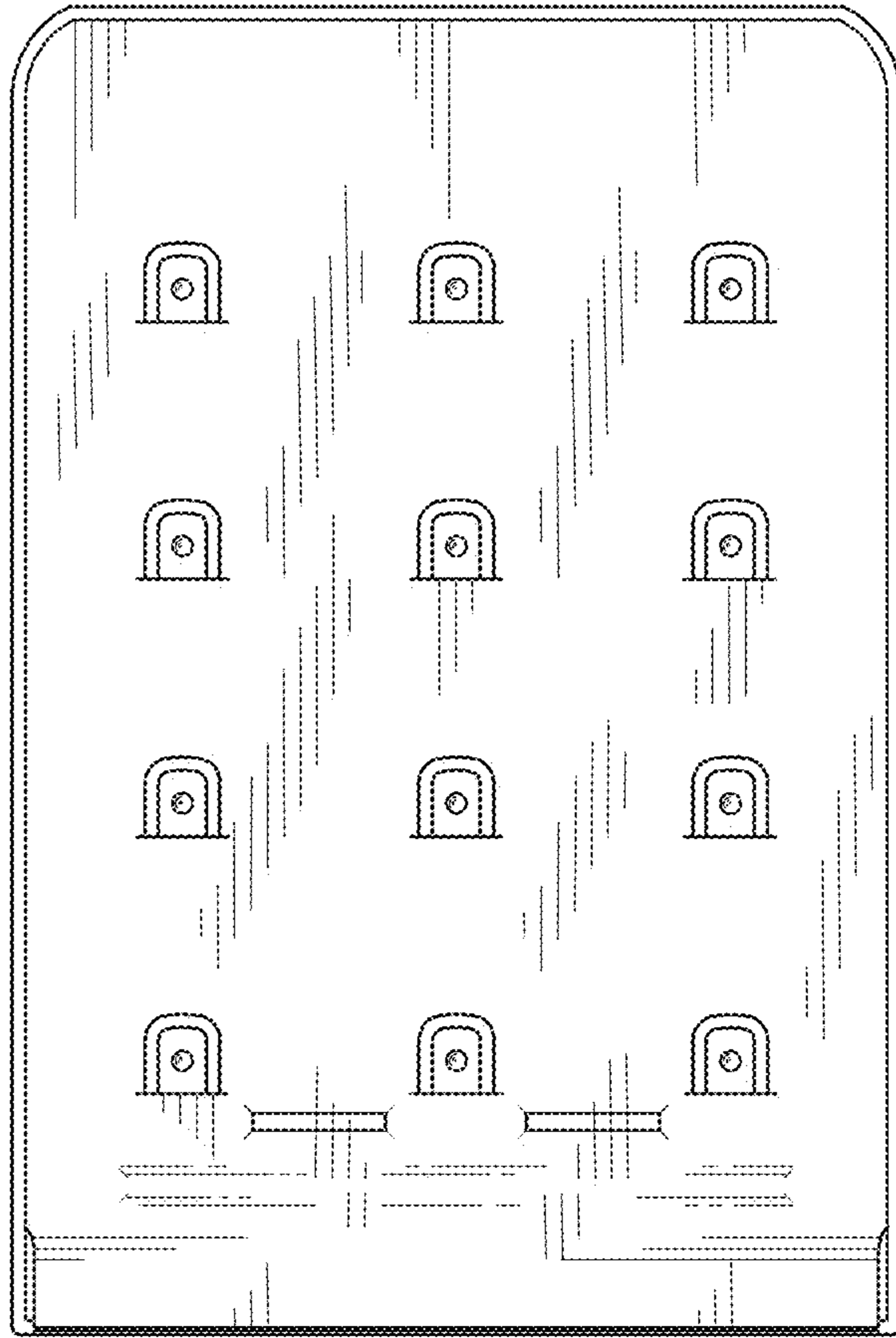


Fig. 29



Fig. 30

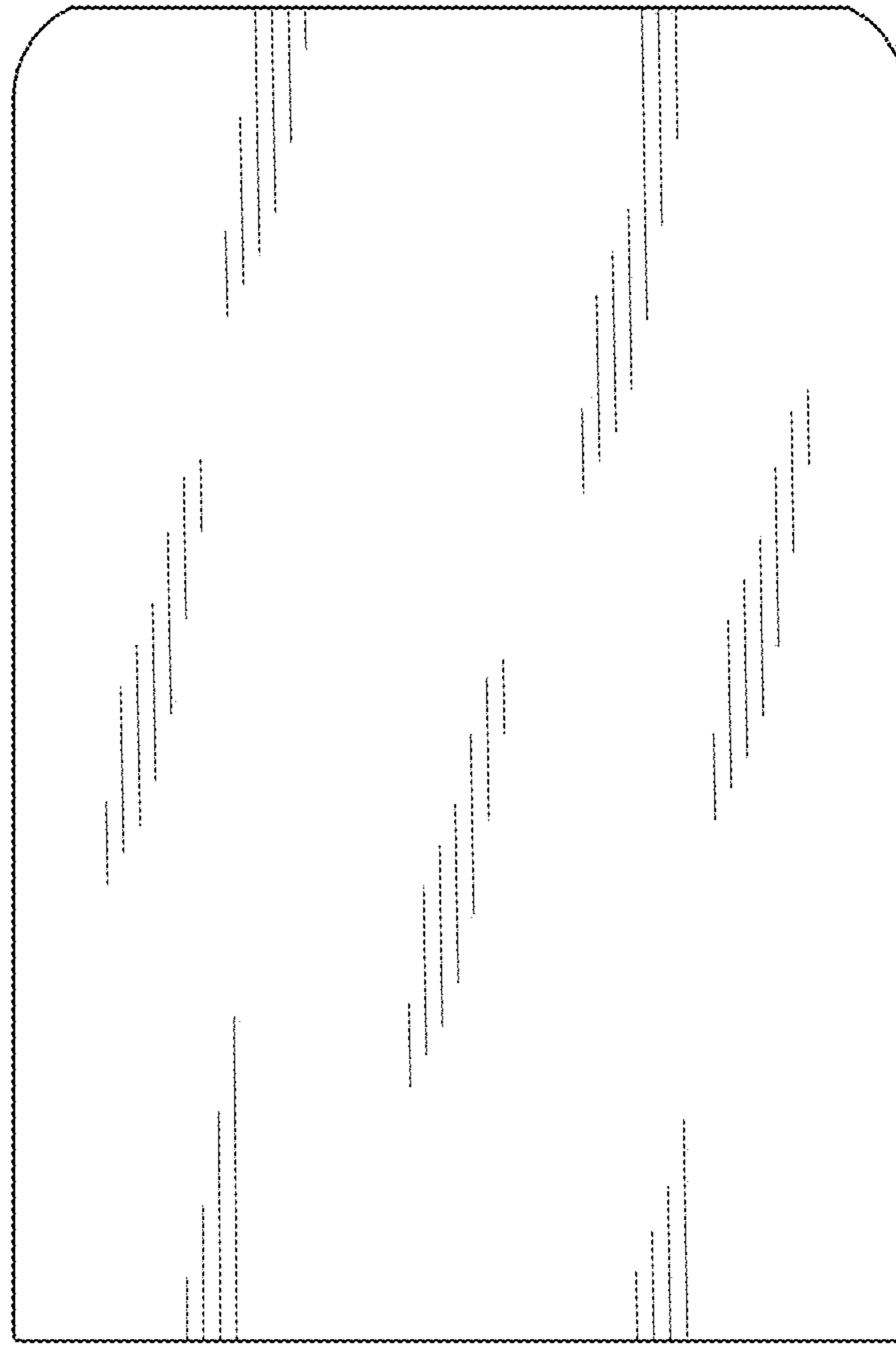


Fig. 31



Fig. 32