



US00D934106S

(12) **United States Design Patent** (10) **Patent No.:** **US D934,106 S**
de Laage (45) **Date of Patent:** **** Oct. 26, 2021**

(54) **FINGER RING**

(71) Applicant: **DINH VAN**, Paris (FR)

(72) Inventor: **Sandrine de Laage**, New York, NY (US)

(73) Assignee: **Dinh Van**, Paris (FR)

(**) Term: **15 Years**

(21) Appl. No.: **29/707,444**

(22) Filed: **Sep. 27, 2019**

Related U.S. Application Data

(62) Division of application No. 35/505,516, filed on Aug. 3, 2018 (U.S. filing date under 35 U.S.C. 384), and having an international filing date of Aug. 3, 2018, now Pat. No. Des. 878,951.

(30) **Foreign Application Priority Data**

Feb. 6, 2018 (EM) 4697449-0001
Feb. 6, 2018 (EM) 4697449-0003

(51) **LOC (13) Cl.** **11-01**

(52) **U.S. Cl.**
USPC **D11/38; D11/26**

(58) **Field of Classification Search**
USPC D11/1-4, 6, 16, 17, 22, 26-39, 226
CPC A44C 9/00; A44C 9/0007; A44C 25/00;
A44C 15/001; A44C 15/0035; A44C
17/02; A44C 5/00

See application file for complete search history.

(56) **References Cited**

U.S. PATENT DOCUMENTS

1,333,284 A * 3/1920 Schreiber A44C 9/003
40/639
1,422,819 A * 7/1922 Blaicher A44C 9/00
63/15

D260,620 S * 9/1981 Blum D11/3
D379,329 S * 5/1997 Pandel D11/34
D470,429 S * 2/2003 Bonnet D11/3
D470,431 S * 2/2003 Valentini D11/5
D473,483 S * 4/2003 Hardy D11/3
D491,834 S * 6/2004 Flynn D11/26
D511,309 S * 11/2005 Hardy D11/26
D520,897 S * 5/2006 Sandberg D11/34
D542,689 S * 5/2007 Daas D11/16
D562,173 S * 2/2008 Hardy D11/4
D574,744 S * 8/2008 Larsen D11/37
D603,743 S * 11/2009 Verdeille D11/34
D603,744 S * 11/2009 Larsen D11/38
D717,684 S * 11/2014 Delaney D11/3
D734,686 S * 7/2015 Alton D11/35
D792,800 S * 7/2017 Kwon D11/34
D816,535 S * 5/2018 Wittker D11/16

(Continued)

OTHER PUBLICATIONS

Twitter. dinh van (@dinhvanofficial). Apr. 19, 2018. <https://twitter.com/dinhvanofficial/status/986987097469931525> (Year: 2018).*

Primary Examiner — Darcey E Gottschalk
(74) *Attorney, Agent, or Firm* — Christensen O'Connor Johnson Kindness PLLC

(57) **CLAIM**

The ornamental design for a finger ring, as shown and described.

DESCRIPTION

FIG. 1 is a top plan view of a finger ring in accordance with my new design;
FIG. 2 is a left side plan view thereof;
FIG. 3 is a right plan view thereof;
FIG. 4 is a back plan view thereof;
FIG. 5 is a front plan view thereof; and,
FIG. 6 is a top front perspective view thereof.

1 Claim, 6 Drawing Sheets



(56)

References Cited

U.S. PATENT DOCUMENTS

D856,185 S *	8/2019	Messika	D11/35
D871,951 S *	1/2020	Silvestri	D11/3
D878,951 S *	3/2020	Laage	D11/4
D903,522 S *	12/2020	Silvestri	D11/26
D909,229 S *	2/2021	Williams	D11/4
D911,207 S *	2/2021	Grace	D11/3
2021/0047940 A1 *	2/2021	Ganiger	F01D 25/162

* cited by examiner




FIG. 1




FIG. 2




FIG. 3




FIG. 4




FIG. 5



FIG. 6