



US00D934093S

(12) **United States Design Patent** (10) **Patent No.:** **US D934,093 S**
Kamilindi (45) **Date of Patent:** **** Oct. 26, 2021**

(54) **DIAL**
(71) Applicant: **Harry Winston SA**, Plan-les-Ouates (CH)
(72) Inventor: **Steve Kamilindi**, Plan-les-Ouates (CH)
(73) Assignee: **Harry Winston SA**, Plan-les-Ouates (CH)
(**) Term: **15 Years**
(21) Appl. No.: **29/744,083**
(22) Filed: **Jul. 27, 2020**

D708,966 S *	7/2014	Lasserre	D10/39
D732,985 S *	6/2015	Cerrato	D10/39
D766,766 S *	9/2016	Lasserre	D10/126
D768,018 S *	10/2016	Lasserre	D10/126
D795,119 S *	8/2017	Kamilindi	D10/126
D801,206 S *	10/2017	Lasserre	D10/126
D836,475 S *	12/2018	Kamilindi	D10/126
D836,476 S *	12/2018	Dominguez	D10/126
D860,032 S *	9/2019	Schetter	D10/126
D877,632 S *	3/2020	Antifora	D10/39
D897,880 S *	10/2020	Kamilindi	D10/126
D899,288 S *	10/2020	Valzan	D10/126
D899,289 S *	10/2020	Blotacker	D10/126
D905,583 S *	12/2020	Blotacker	D10/126
D912,559 S *	3/2021	Tak	D10/126
D922,892 S *	6/2021	Garsaud	D10/126
2016/0139566 A1 *	5/2016	Dolce	G04B 47/042 29/10

(30) **Foreign Application Priority Data**
Feb. 7, 2020 (WO) WIPO91934
(51) **LOC (13) Cl.** **10-07**
(52) **U.S. Cl.**
USPC **D10/126**
(58) **Field of Classification Search**
USPC D10/30-39, 121-128
CPC G04G 19/06; G04G 19/065; G04B 19/08;
G04B 19/082; G04B 19/085; G04B
19/087; G04B 19/10; G04B 19/12; G04B
45/00; G04B 45/0015
See application file for complete search history.

* cited by examiner

Primary Examiner — Katherine Glennon
(74) *Attorney, Agent, or Firm* — Blank Rome LLP

(56) **References Cited**
U.S. PATENT DOCUMENTS

D508,860 S *	8/2005	Plan	D10/39
D513,710 S *	1/2006	Nataf	D10/126
D530,627 S *	10/2006	Senggen	D10/32

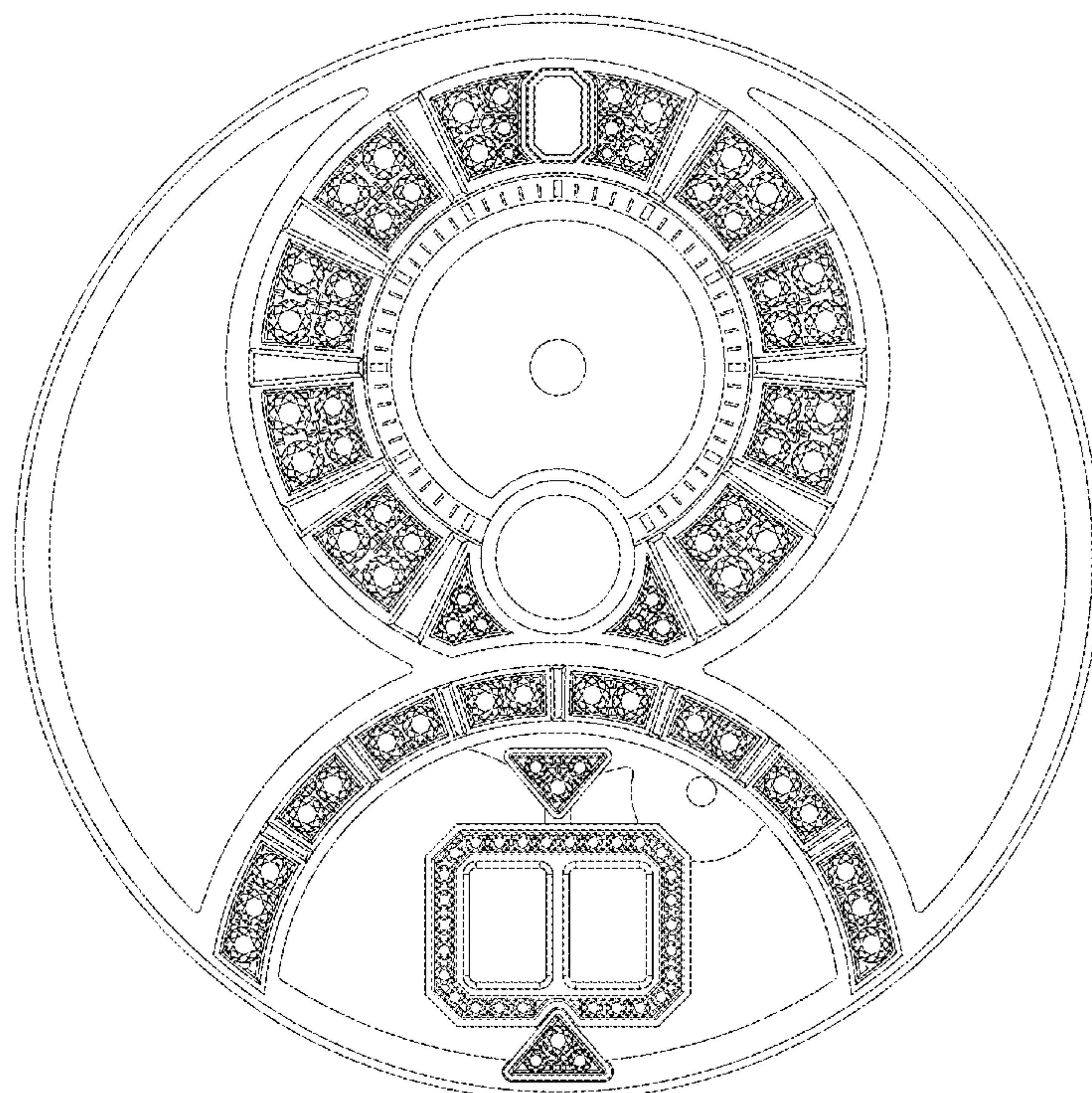
(57) **CLAIM**

The ornamental design for a dial, as shown and described.

DESCRIPTION

FIG. 1 is a front view of a dial of the present design;
FIG. 2 is a rear view thereof;
FIG. 3 is a right side view thereof;
FIG. 4 is a left side view thereof;
FIG. 5 is a bottom view thereof;
FIG. 6 is a top view thereof; and
FIG. 7 is a front bottom perspective view thereof; and,
FIG. 8 is a rear bottom perspective view thereof.

1 Claim, 8 Drawing Sheets






FIG. 1

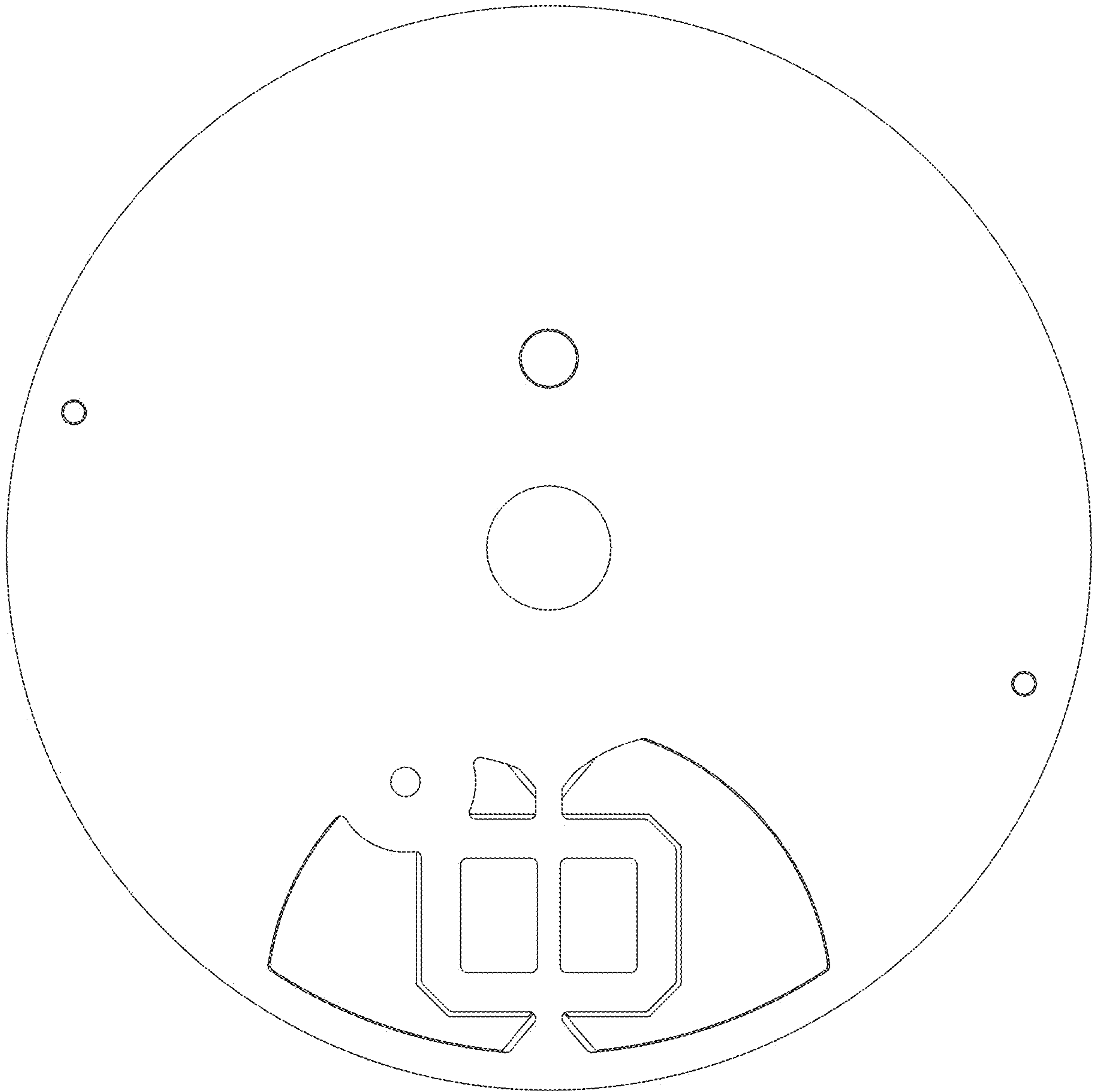


FIG. 2

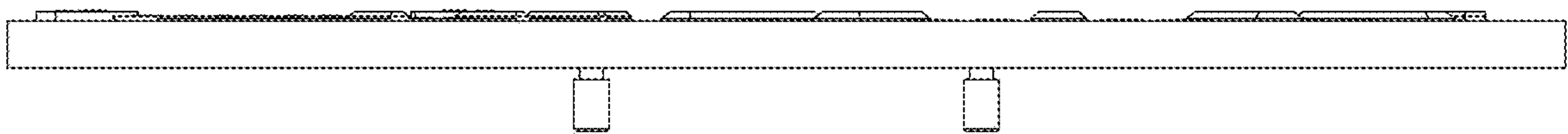


FIG. 3

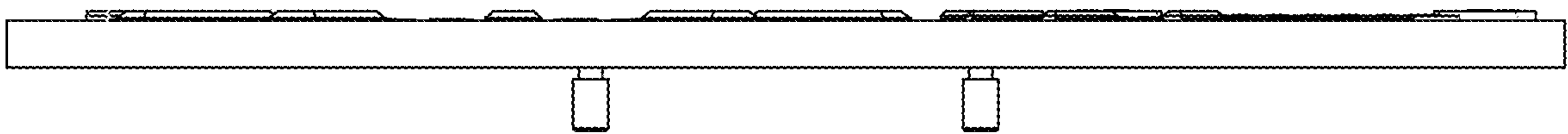


FIG. 4

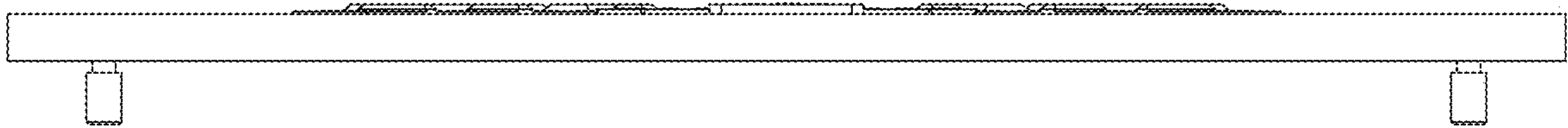


FIG. 5




FIG. 6

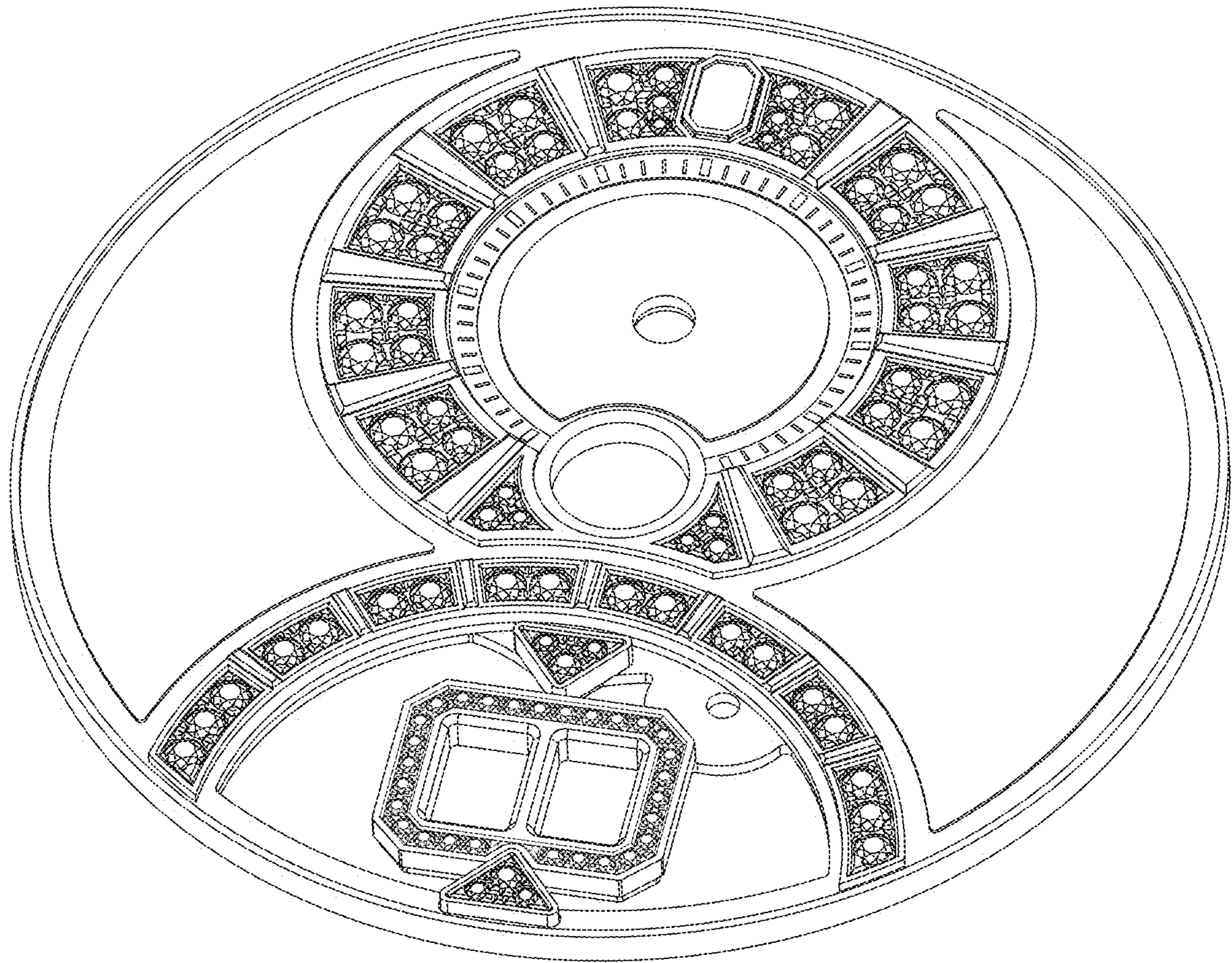


FIG. 7

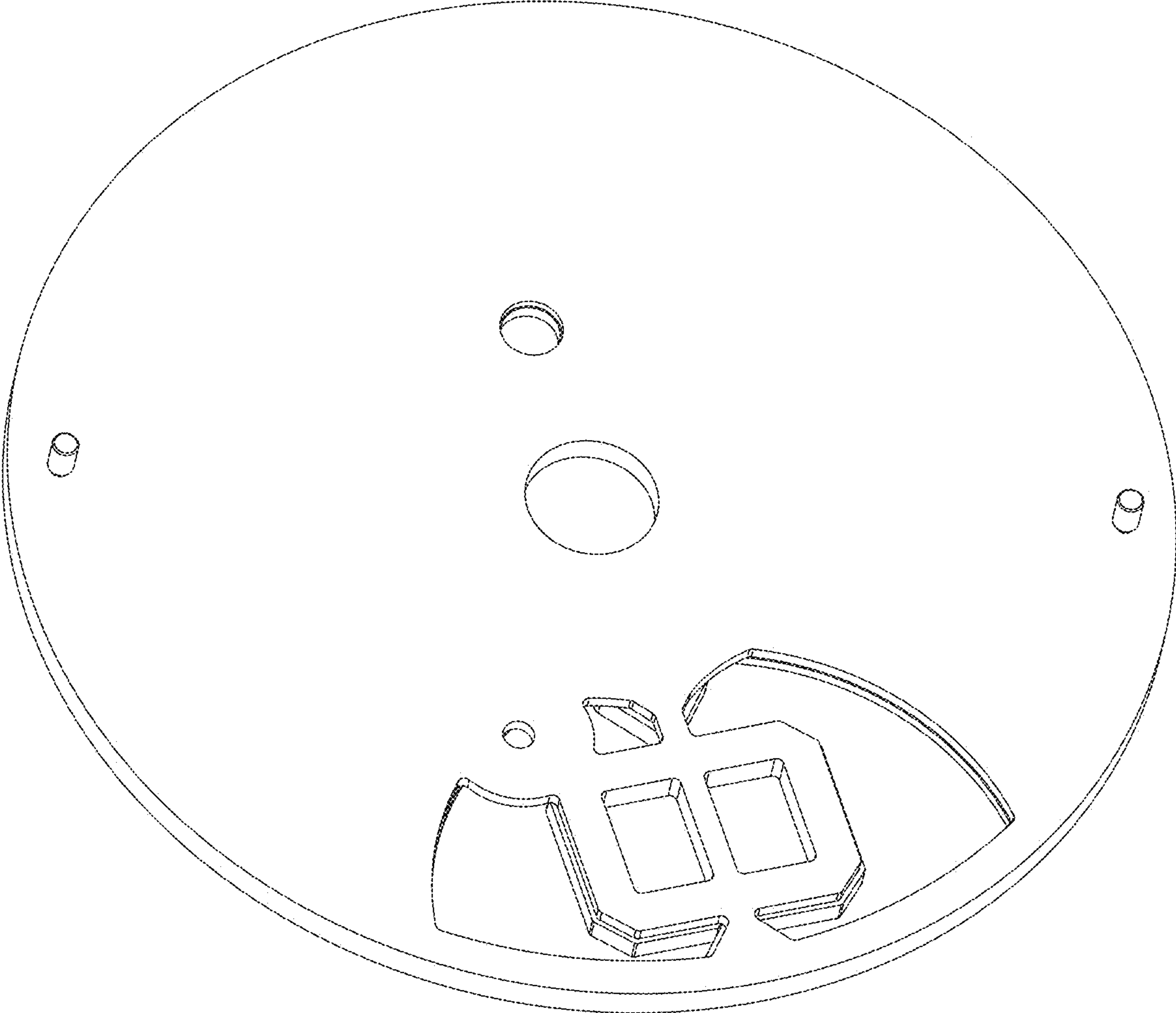


FIG. 8