



US00D934082S

(12) **United States Design Patent**
Zanetti

(10) **Patent No.:** **US D934,082 S**

(45) **Date of Patent:** **** Oct. 26, 2021**

(54) **BOTTLE**

(71) Applicant: **HAUSBRANDT TRIESTE 1892 SPA,**
Nervesa della Battaglia (IT)

(72) Inventor: **Martino Zanetti,** Villorba (IT)

(73) Assignee: **HAUSBRANDT TRIESTE 1892 SPA,**
Nervesa della Battaglia (IT)

(**) Term: **15 Years**

(21) Appl. No.: **29/665,960**

(22) Filed: **Oct. 9, 2018**

(30) **Foreign Application Priority Data**

Apr. 13, 2018 (EM) 005233350-0001

(51) **LOC (13) Cl.** **09-01**

(52) **U.S. Cl.**
USPC **D9/545; D9/550; D9/552; D9/554**

(58) **Field of Classification Search**
USPC **D9/500-503, 505, 516, 530, 537-539,**
D9/544-546, 549-550, 552, 554, 558,
D9/715, 719

CPC **B65D 1/00; B65D 1/02; B65D 1/0223;**
B65D 1/023; B65D 23/00; B65D
2501/00; B65D 2501/0009

See application file for complete search history.

(56) **References Cited**

U.S. PATENT DOCUMENTS

D76,232 S * 9/1928 Ginter D9/554
D132,128 S * 4/1942 Lundy D9/500
D139,378 S * 11/1944 Coleman D9/554
D225,973 S * 1/1973 Setrakian D9/500

D427,513 S * 7/2000 Boisset D9/500
D432,020 S * 10/2000 Steward D9/520
D546,699 S * 7/2007 Bourne D9/520
D546,700 S * 7/2007 Bourne D9/520
D558,056 S * 12/2007 Zibara D9/544
D569,255 S * 5/2008 Venkatarman D9/516
D570,691 S * 6/2008 Robbins, III D9/516
D576,043 S * 9/2008 Rica D9/500
D579,337 S * 10/2008 Druart D9/520
D599,671 S * 9/2009 Bourne D9/520
D624,826 S * 10/2010 Lepoitevin D9/661
D637,917 S * 5/2011 Deitelbaum D9/667
D682,114 S * 5/2013 Kraus D9/658
D705,073 S * 5/2014 Pluta D9/545
D848,851 S * 5/2019 Sullivan D9/553
D869,280 S * 12/2019 Cecchetto D9/518
D897,214 S * 9/2020 Larminaux D9/658
D901,308 S * 11/2020 Travagnin D9/667
D911,841 S * 3/2021 Lauret D9/500
D913,103 S * 3/2021 Cielo D9/545

* cited by examiner

Primary Examiner — Dana Meyrow

(74) *Attorney, Agent, or Firm* — Fredrikson & Byron,
P.A.

(57) **CLAIM**

I claim the ornamental design for a bottle, as shown and described.

DESCRIPTION

FIG. 1 is a perspective view of my new design for a bottle;
FIG. 2 is a front view thereof;
FIG. 3 is a rear view thereof;
FIG. 4 is a side view thereof;
FIG. 5 is an opposite side view thereof;
FIG. 6 is a top view thereof; and,
FIG. 7 is a bottom view thereof.

1 Claim, 7 Drawing Sheets

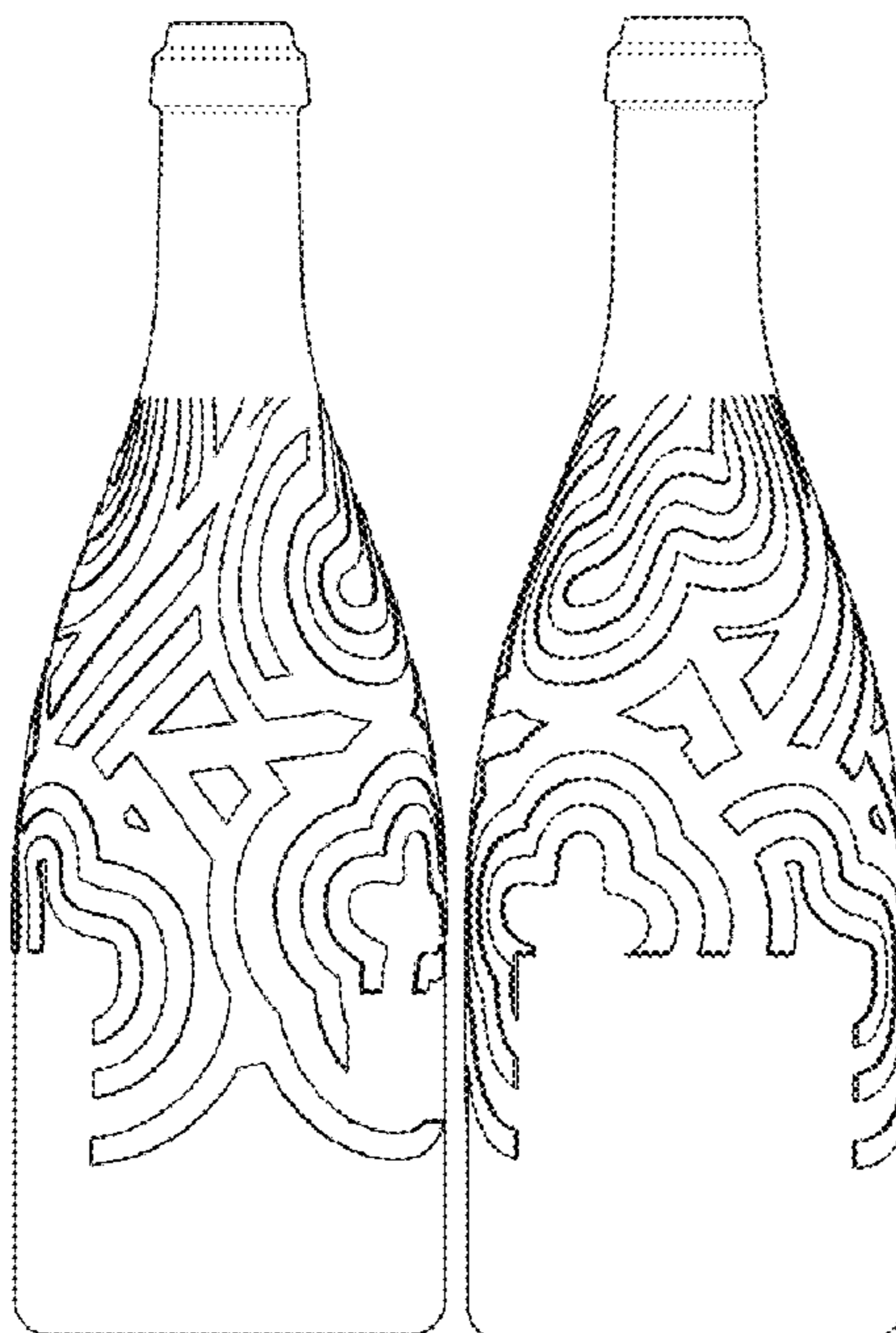


FIG. 1

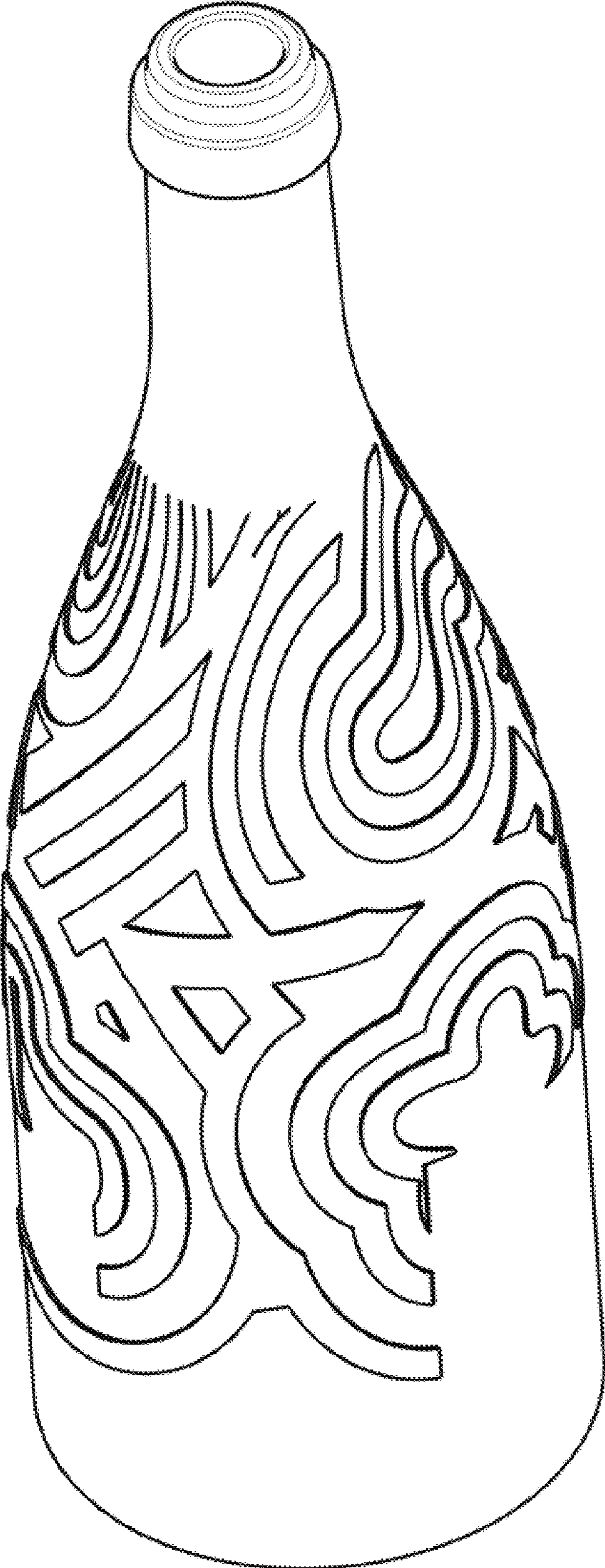


FIG. 2

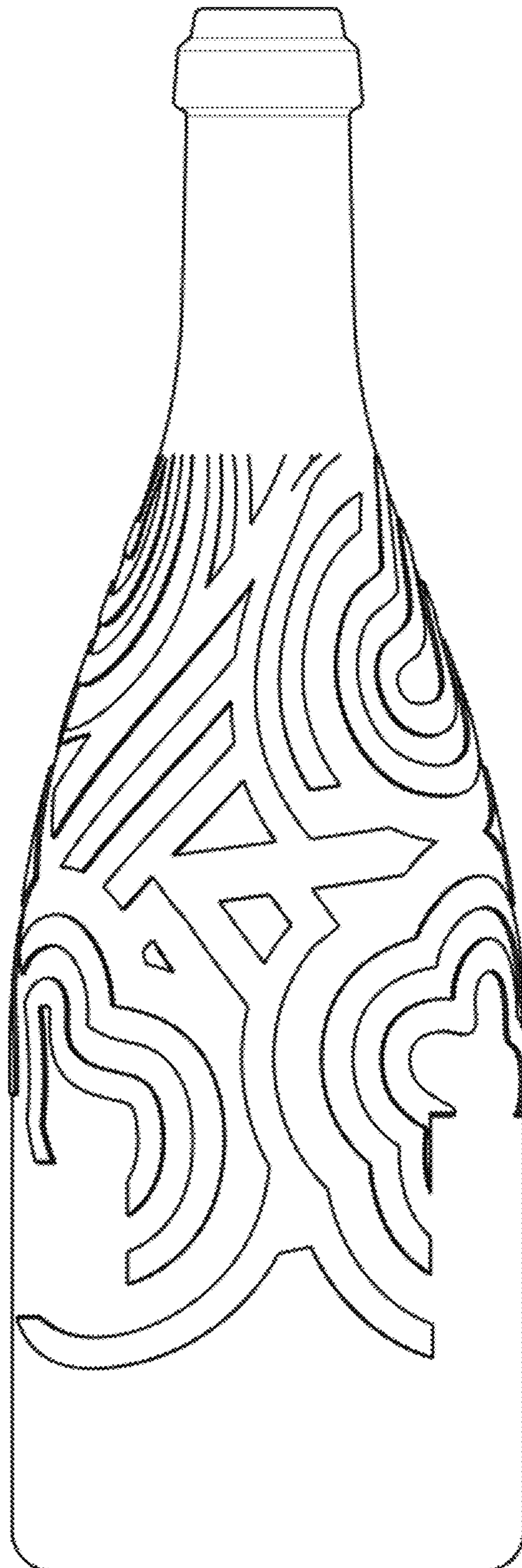


FIG. 3

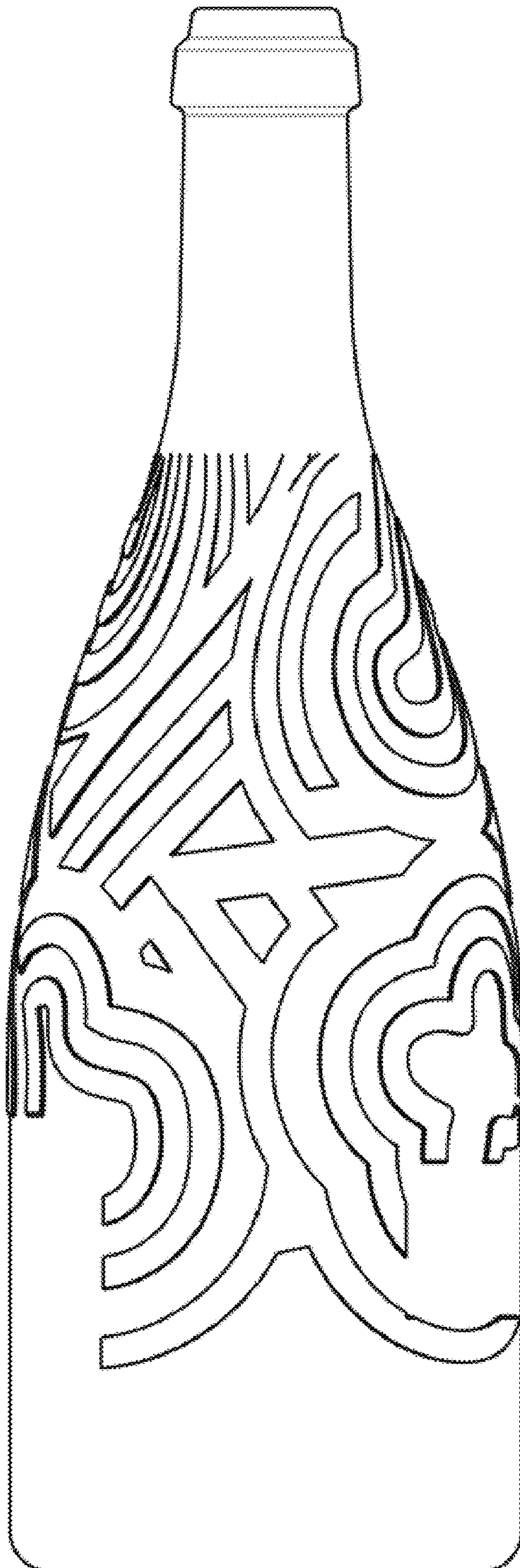


FIG. 4

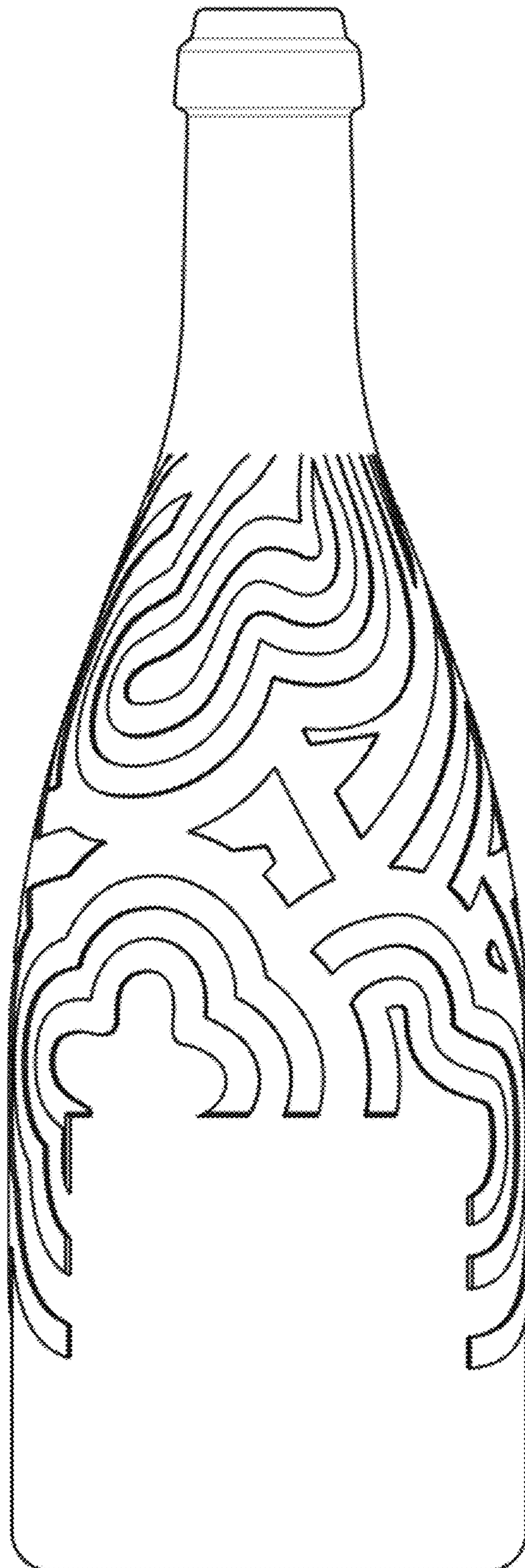


FIG. 5

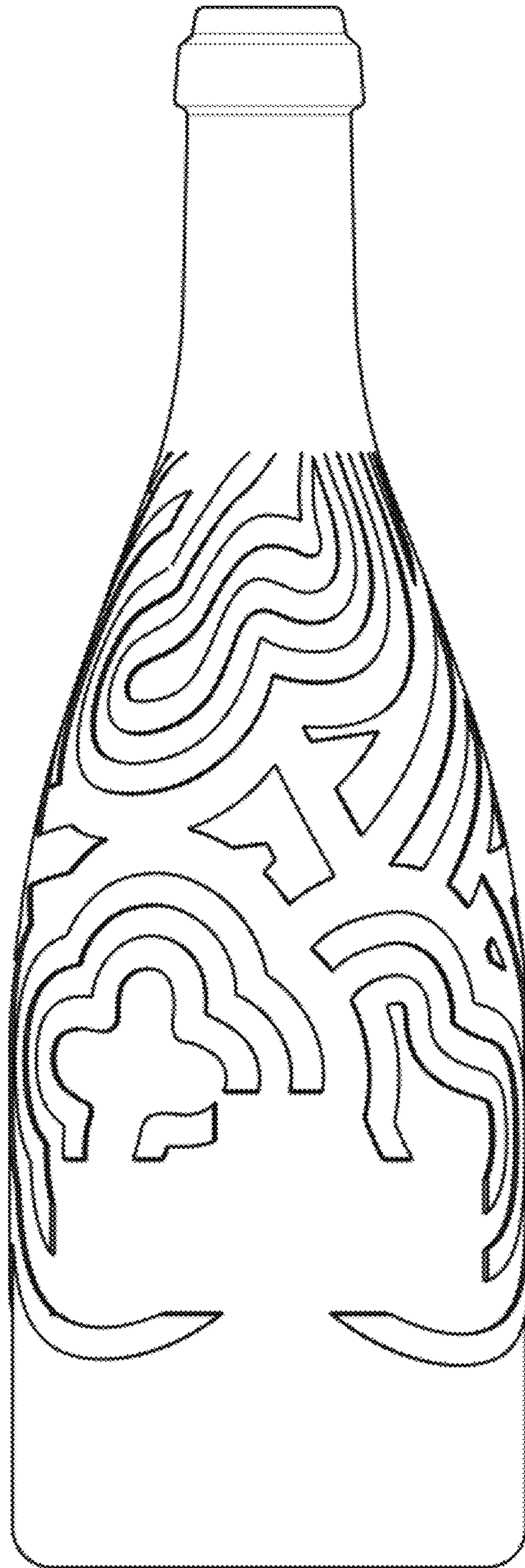


FIG. 6




FIG. 7

