



US00D934054S

(12) **United States Design Patent** (10) **Patent No.:** **US D934,054 S**
Su et al. (45) **Date of Patent:** **** Oct. 26, 2021**

(54) **ELECTRONIC DOOR LOCK**
(71) Applicant: **Gallery Specialty Hardware Ltd.,**
Downsview (CA)
(72) Inventors: **Zhi Yong Su, Shenzhen (CN); David**
A. Turk, Downsview (CA); Daniel K.
Cook, Downsview (CA)
(73) Assignee: **Alfred International Inc., North York**
(CA)

D593,087 S 5/2009 Andre et al.
D618,677 S 6/2010 Andre et al.
8,079,240 B2 12/2011 Brown et al.
D672,769 S 12/2012 Andre et al.
9,580,934 B2 2/2017 Baty et al.
9,691,203 B1 6/2017 Shen
D802,395 S 11/2017 Hsu
D802,397 S 11/2017 Schneider
D832,076 S * 10/2018 Gokcebay D8/331
D832,078 S * 10/2018 Gokcebay D8/331
D837,629 S * 1/2019 Cavanna D8/331

* cited by examiner

(**) Term: **15 Years**

Primary Examiner — Doris Clark

(21) Appl. No.: **29/741,706**

(74) *Attorney, Agent, or Firm* — Bereskin & Parr LLP

(22) Filed: **Jul. 15, 2020**

(57) **CLAIM**

Related U.S. Application Data

The ornamental design for an electronic door lock, as shown and described.

(62) Division of application No. 29/661,134, filed on Aug. 24, 2018, now Pat. No. Des. 905,532.

(51) **LOC (13) Cl.** **08-07**

DESCRIPTION

(52) **U.S. Cl.**

USPC **D8/331**

(58) **Field of Classification Search**

USPC D8/330, 331

CPC G07C 9/00309; G07C 9/00; G05B 19/02;

G05B 8/02; Y10T 70/7051

See application file for complete search history.

FIG. 1 is a front perspective view of an electronic door lock made in accordance with the subject design; FIG. 2 is a front elevation view thereof; FIG. 3 is a left side elevation view thereof; FIG. 4 is a right side elevation view thereof; FIG. 5 is a top plan view thereof; FIG. 6 is a bottom plan view thereof; and, FIG. 7 is a rear elevation view thereof.

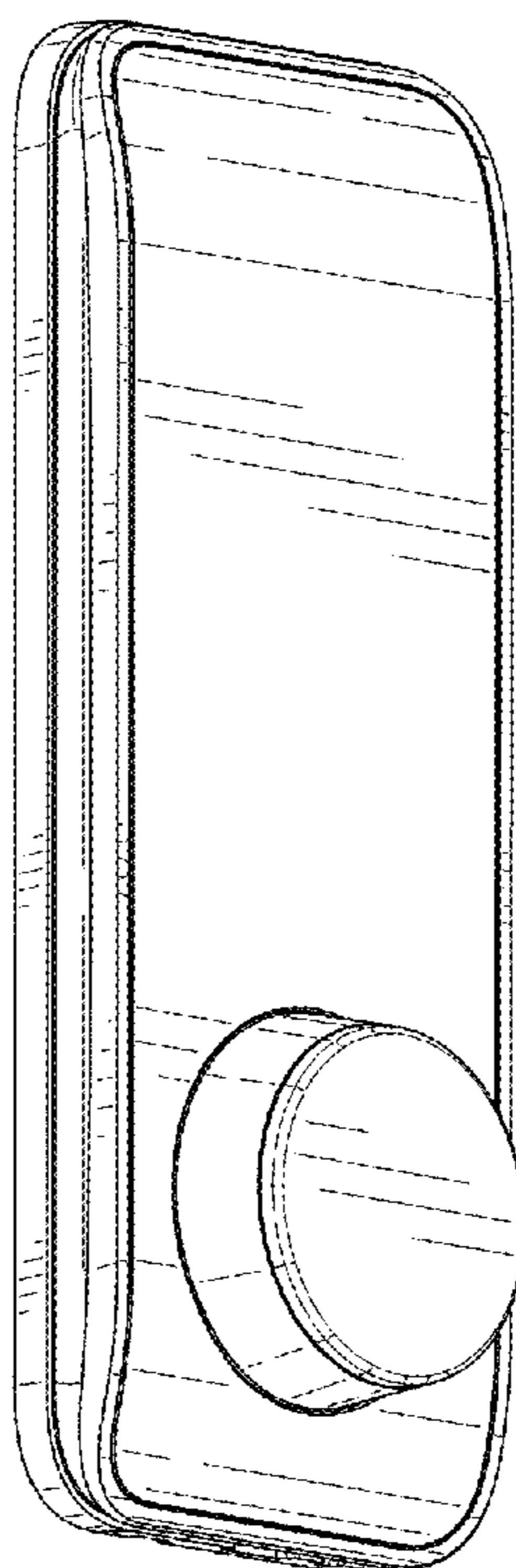
The broken lines in the Figures show portions which form no part of the claimed design.

(56) **References Cited**

U.S. PATENT DOCUMENTS

4,843,851 A 7/1989 Frolov
6,145,353 A 11/2000 Doucet

1 Claim, 2 Drawing Sheets



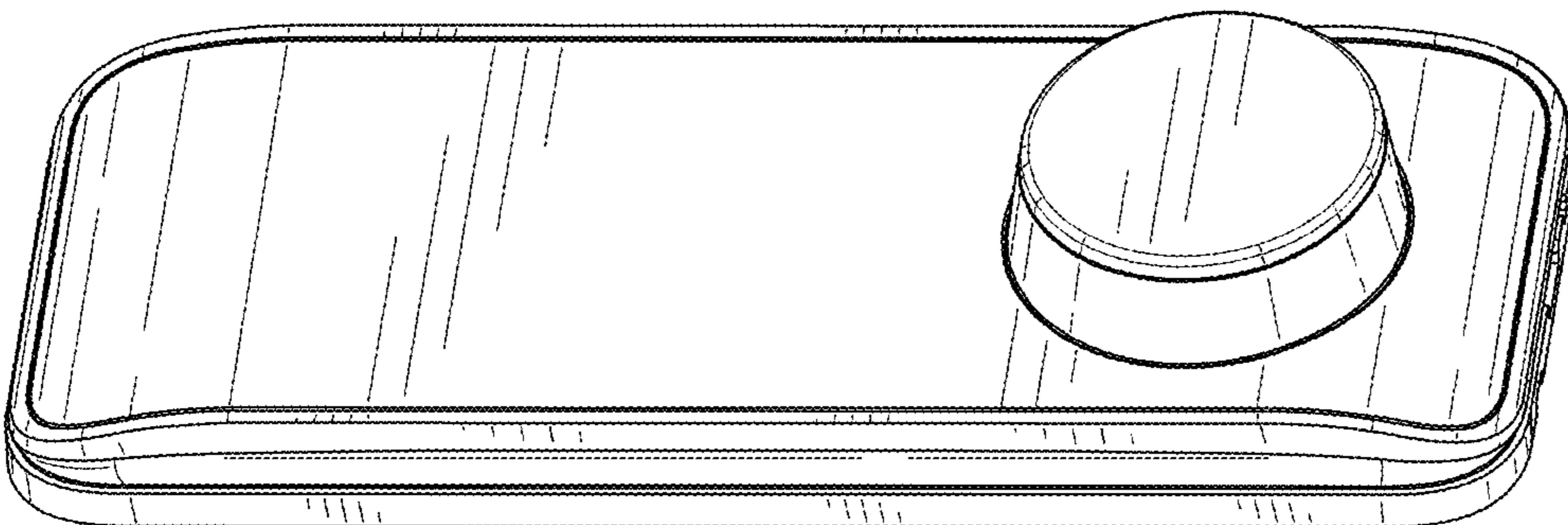


FIG. 1

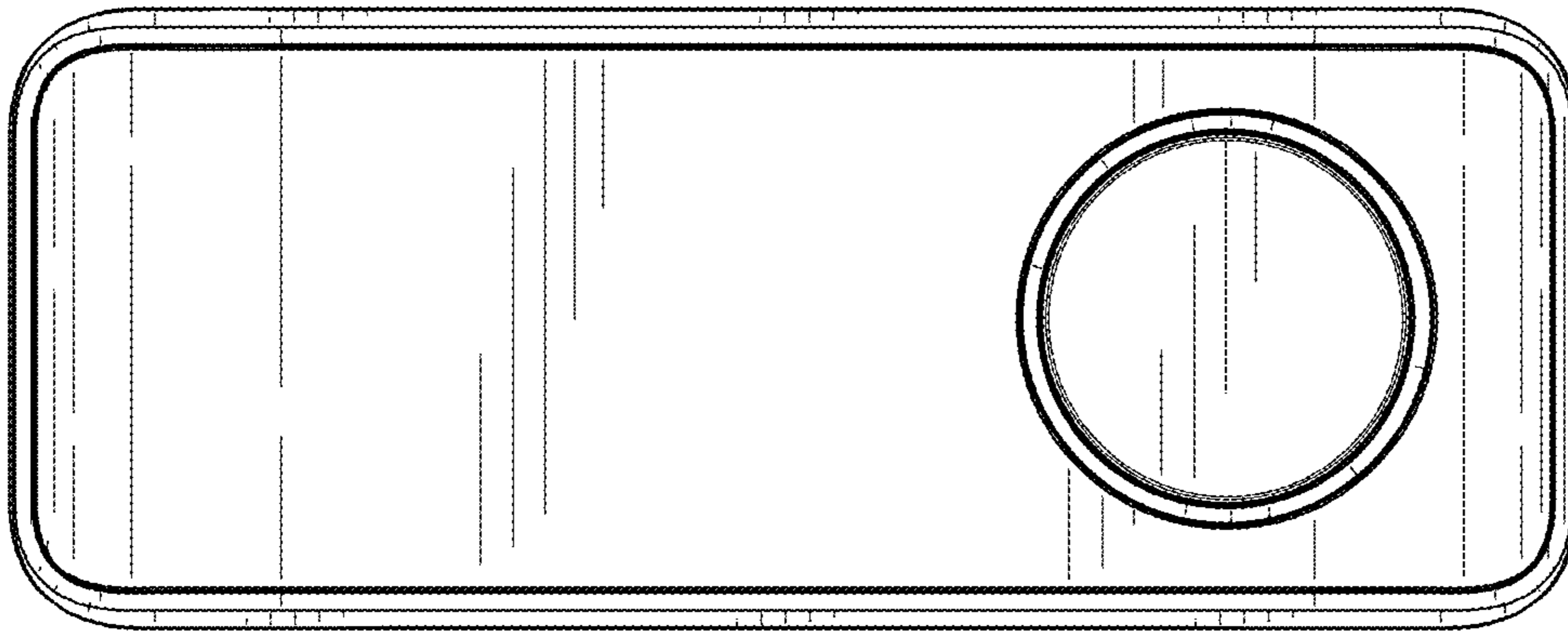


FIG. 2

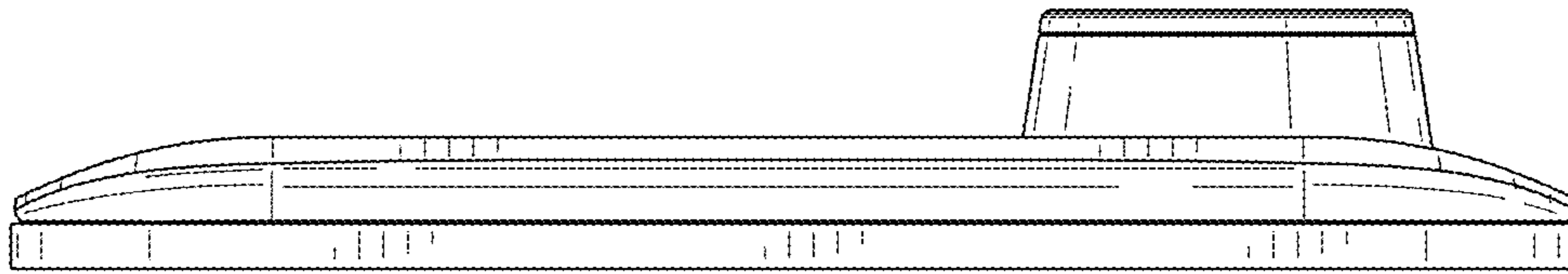


FIG. 3

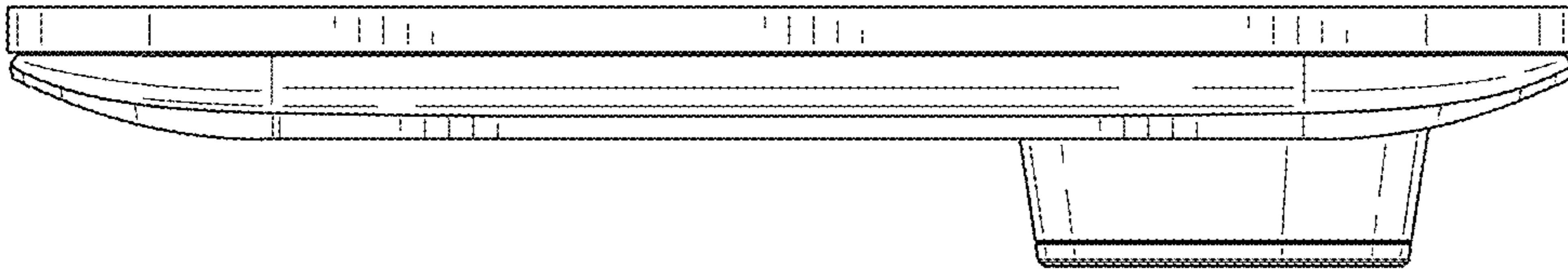


FIG. 4

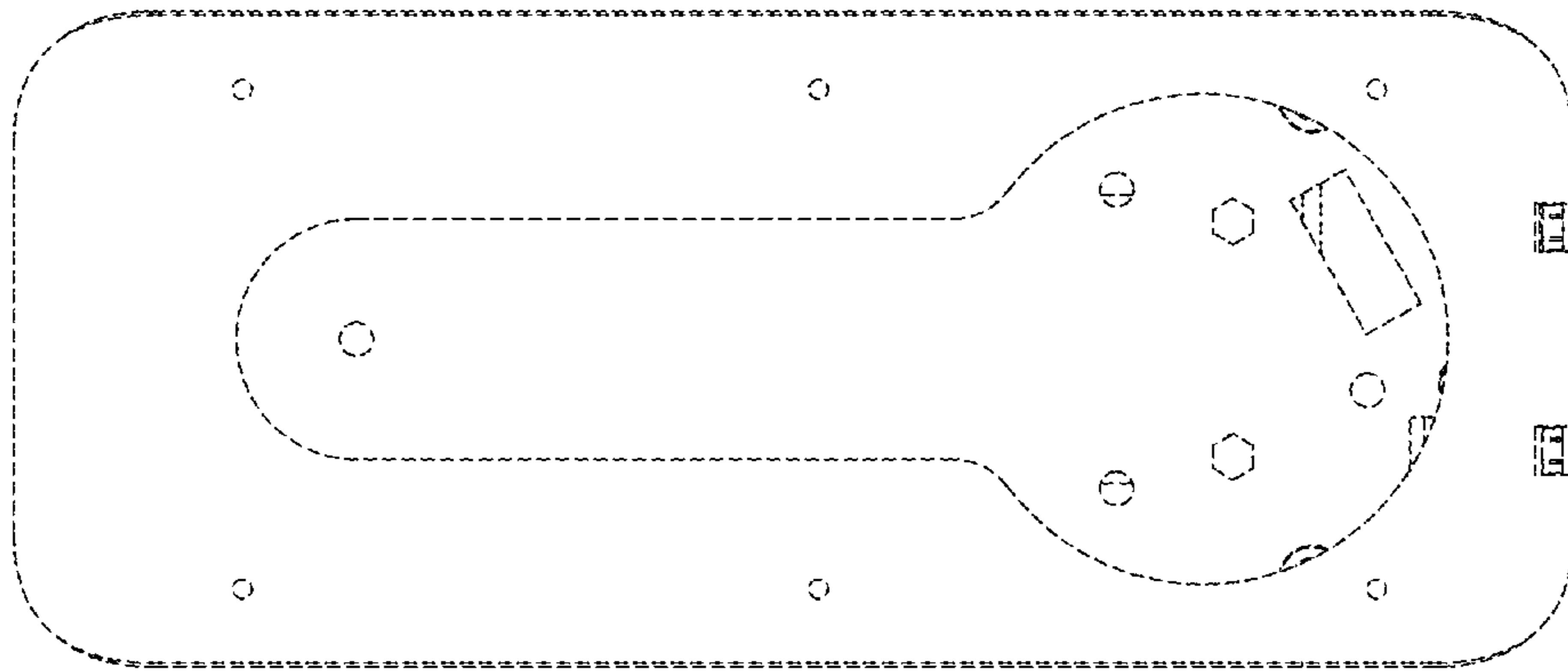


FIG. 7

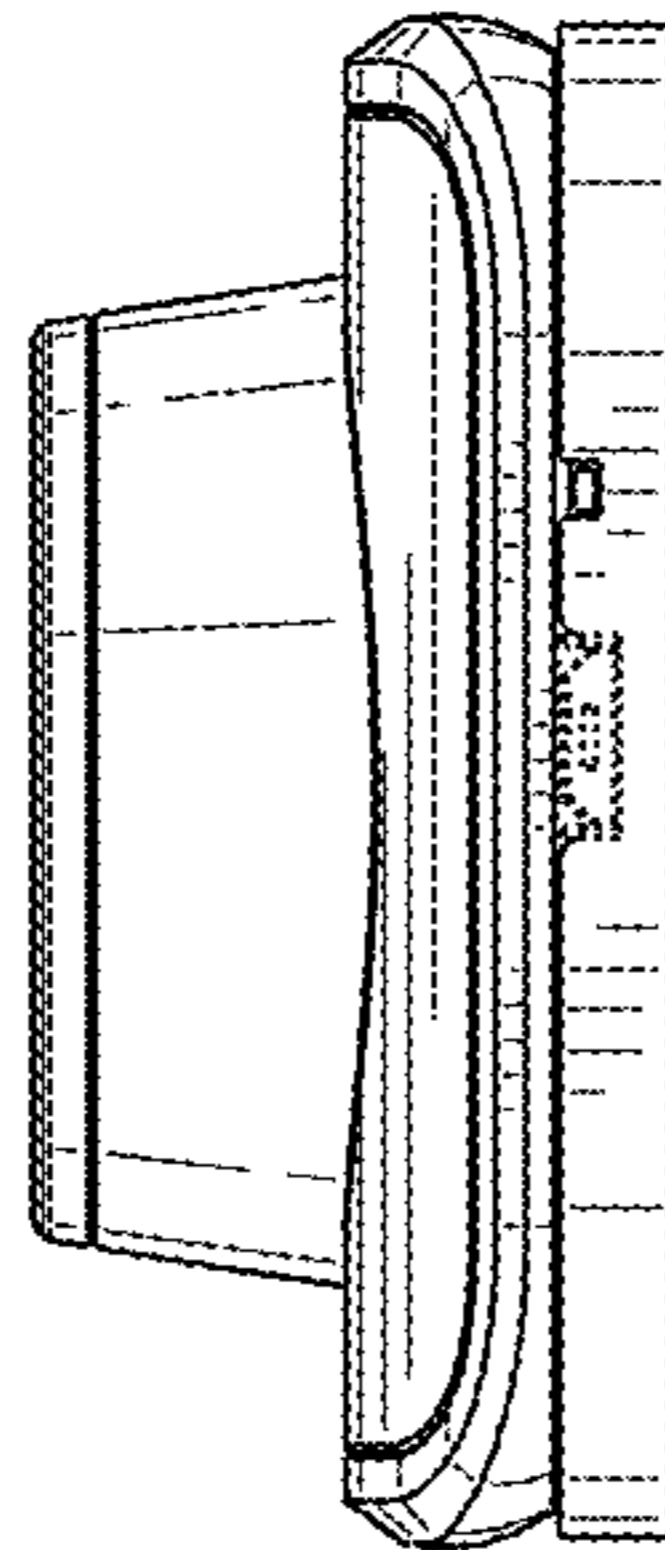


FIG. 6

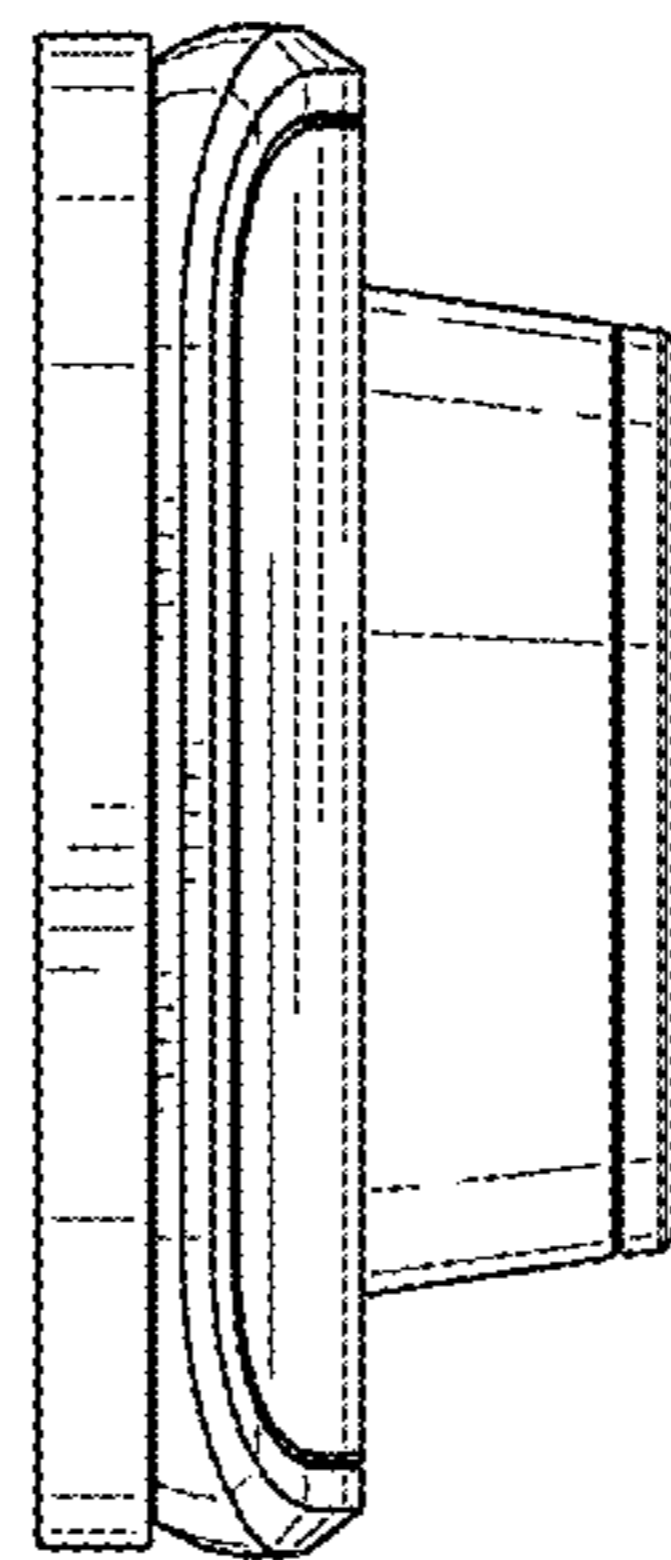


FIG. 5