



US00D934051S

(12) **United States Design Patent**
Rolland

(10) **Patent No.:** **US D934,051 S**

(45) **Date of Patent:** **** Oct. 26, 2021**

(54) **HANDLE**

(71) Applicant: **Benoit Rolland**, Watertown, MA (US)

(72) Inventor: **Benoit Rolland**, Watertown, MA (US)

(73) Assignee: **Benoit Rolland**, Watertown, MA (US)

(**) Term: **15 Years**

(21) Appl. No.: **29/772,378**

(22) Filed: **Mar. 1, 2021**

Related U.S. Application Data

(63) Continuation of application No. 29/610,721, filed on Jul. 14, 2017, now abandoned.

(51) **LOC (13) Cl.** **08-06**

(52) **U.S. Cl.**
USPC **D8/321**; D8/303

(58) **Field of Classification Search**
USPC D8/107, 300, 303, 307; D15/142;
D7/393, 395; D21/756; D28/9, 62
CPC Y10T 16/44; Y10T 74/20612; Y10T
74/20287; Y10T 74/20732; Y10T
74/20828; Y10T 16/466; Y10T 74/20864;
Y10T 16/469; Y10T 74/20822; Y10T
16/4713; Y10T 74/20396; B25B 23/16;
B25G 1/102; B25G 1/105; B25G 1/10;
B25G 1/00; B25G 1/063; B25G 1/005;
B25G 1/01; B25G 1/043; B25G 1/085
See application file for complete search history.

(56) **References Cited**

U.S. PATENT DOCUMENTS

2,124,615 A * 7/1938 Foltz A47J 17/02
30/340
D209,902 S * 1/1968 Watson D8/307
D212,811 S * 11/1968 Miller D21/775

D225,528 S * 12/1972 Tate D22/142
D230,468 S * 2/1974 Fairbairn D8/107
D231,043 S * 3/1974 Barnett D3/16
D231,044 S * 3/1974 Morris D8/303
D240,367 S * 6/1976 Cope D21/756
D240,495 S * 7/1976 Koppe D7/649
D241,508 S * 9/1976 Agate D8/308
D241,806 S * 10/1976 Johnson D8/303
4,836,544 A * 6/1989 Lai A63B 49/08
473/551
5,076,569 A * 12/1991 Gootter A63B 23/16
482/49
5,155,878 A * 10/1992 Dellis B29C 43/021
16/421
D348,819 S * 7/1994 Craig D8/107
5,588,651 A * 12/1996 Frost B25G 1/102
473/206
5,657,985 A * 8/1997 Dahlstrom A63B 49/08
473/523
5,979,015 A * 11/1999 Tamaribuchi A63C 11/22
16/110.1

(Continued)

Primary Examiner — Lauren R Calve

(74) *Attorney, Agent, or Firm* — Cooley LLP; Michael S. Tuscan; Anna Miron

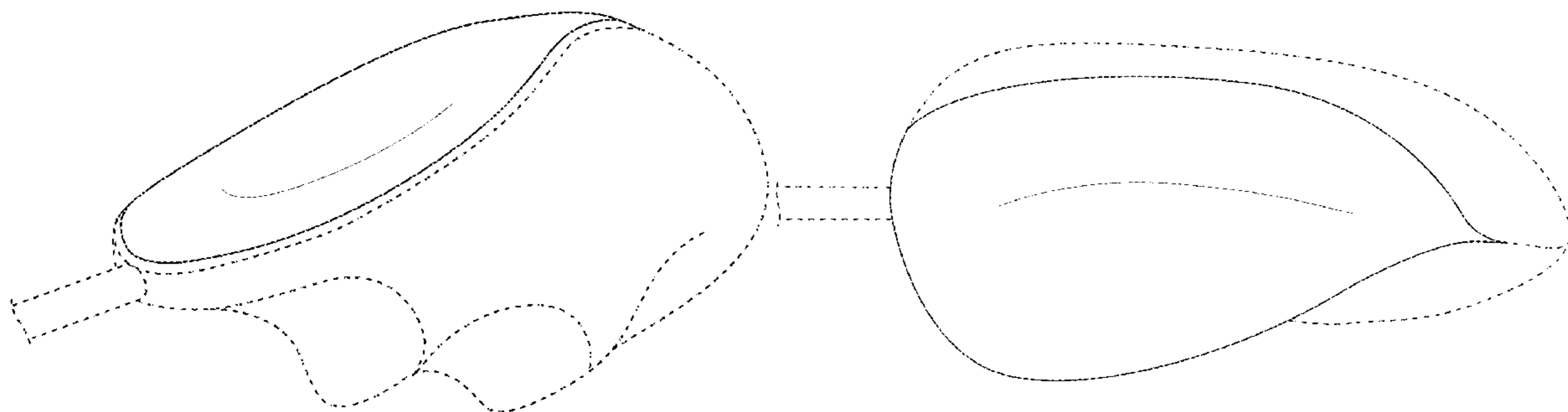
(57) **CLAIM**

The ornamental design for a handle, as shown and described.

DESCRIPTION

FIG. 1 is a side perspective view of a handle;
FIG. 2 is another side perspective view thereof;
FIG. 3 is a front view thereof;
FIG. 4 is a back view thereof;
FIG. 5 is a top view thereof; and,
FIG. 6 is a bottom view thereof.
Broken lines are directed to environment and are for illustrative purposes only; the broken lines form no part of the claimed design. The claim includes the mirror images of FIGS. 1-6.

1 Claim, 6 Drawing Sheets



(56)

References Cited

U.S. PATENT DOCUMENTS

D486,718 S * 2/2004 Goddert D7/395
 7,284,300 B1 * 10/2007 Bruns B25G 1/102
 16/110.1
 D569,939 S * 5/2008 Edwards D21/756
 8,092,411 B2 * 1/2012 Betcher A61F 5/0118
 128/878
 8,616,098 B1 * 12/2013 Rosow B25G 1/102
 16/430
 8,708,846 B2 * 4/2014 Hisle, Jr. A63B 60/06
 473/568
 8,769,835 B2 * 7/2014 Luttgens B43K 23/008
 16/430
 D710,942 S * 8/2014 Pincus D19/203
 D713,460 S * 9/2014 Pierce D19/203
 8,931,855 B1 * 1/2015 Foley A46B 9/04
 300/21
 2005/0150083 A1 * 7/2005 Roberts B25G 1/102
 16/430
 2007/0062006 A1 * 3/2007 Wright, Jr. B25F 5/02
 16/430
 2007/0251059 A1 * 11/2007 You A45B 9/02
 16/430
 2008/0032832 A1 * 2/2008 Thomas A63B 49/08
 473/549
 2013/0192028 A1 * 8/2013 Pierce A61M 37/0076
 16/430
 2018/0169852 A1 * 6/2018 Fryer-Biggs B26B 3/00

* cited by examiner




FIG. 1

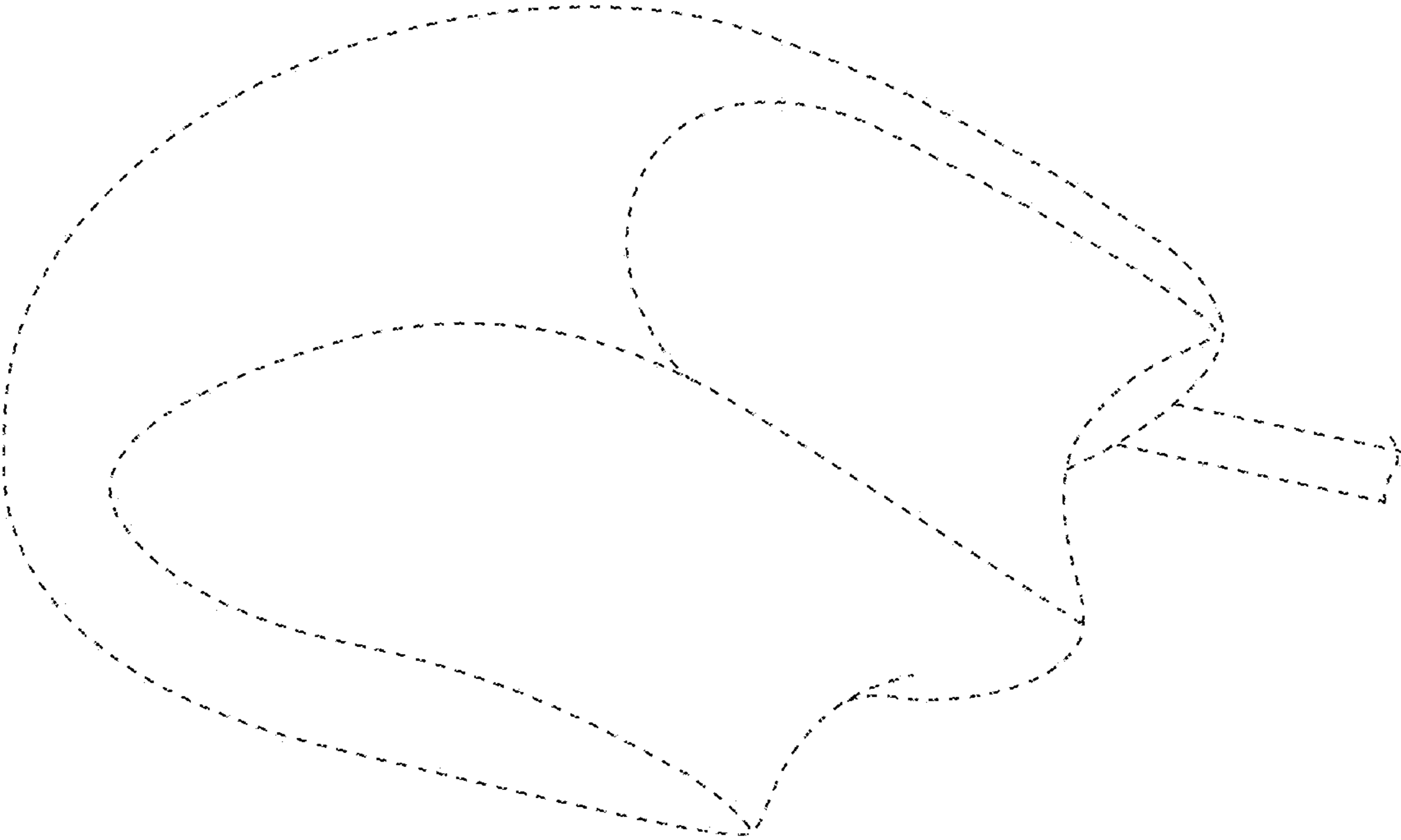


FIG. 2

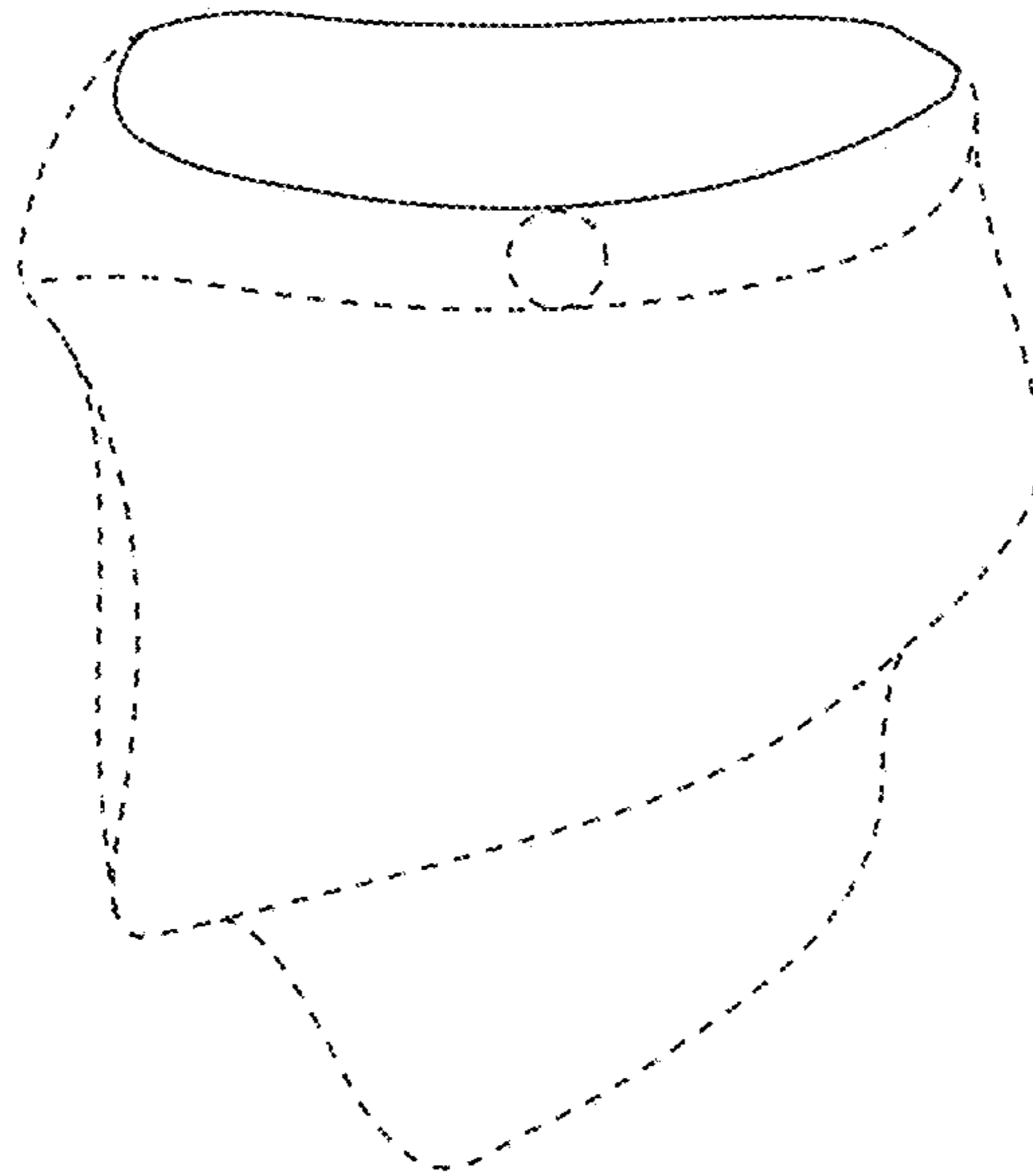


FIG. 3

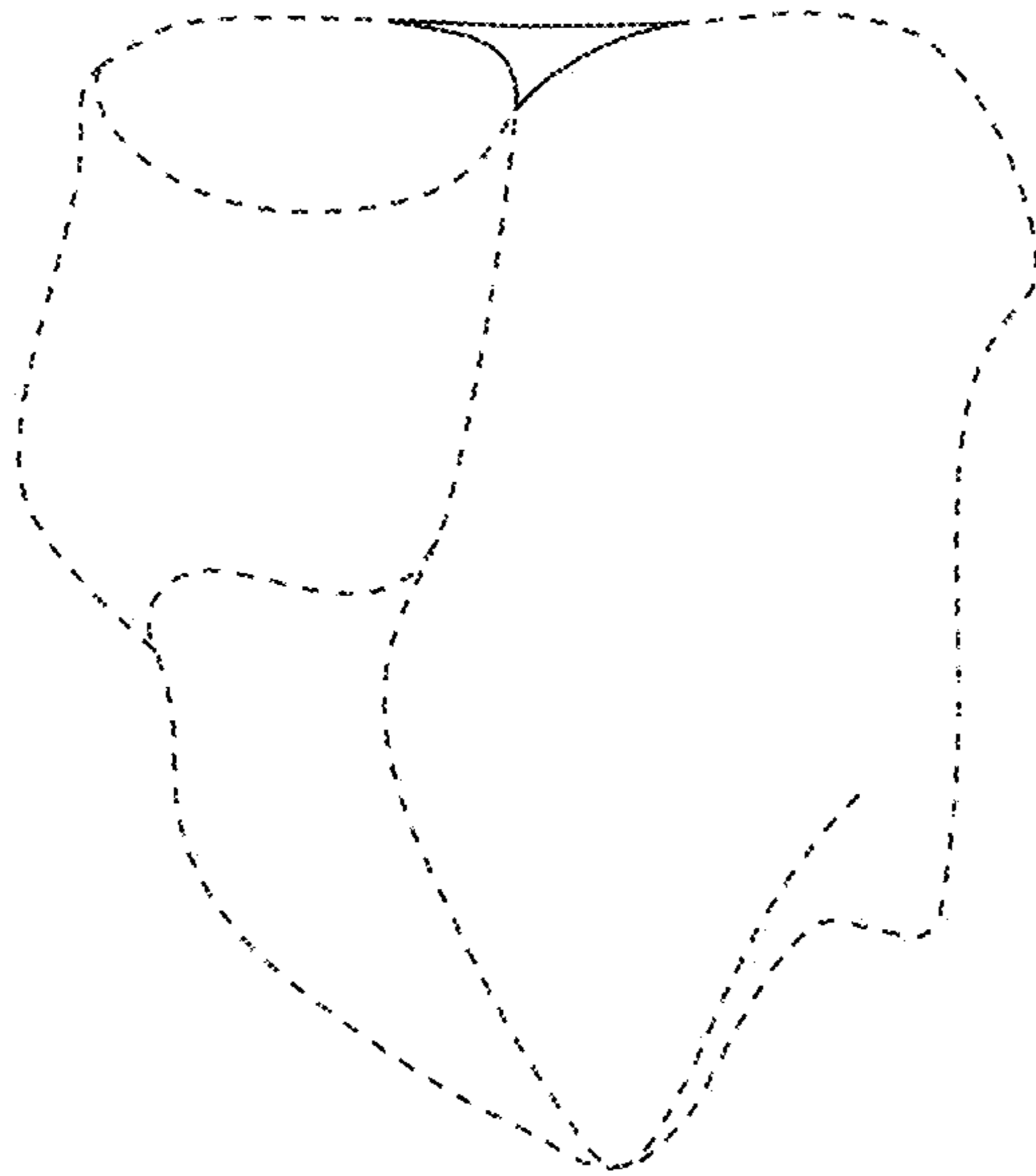


FIG. 4

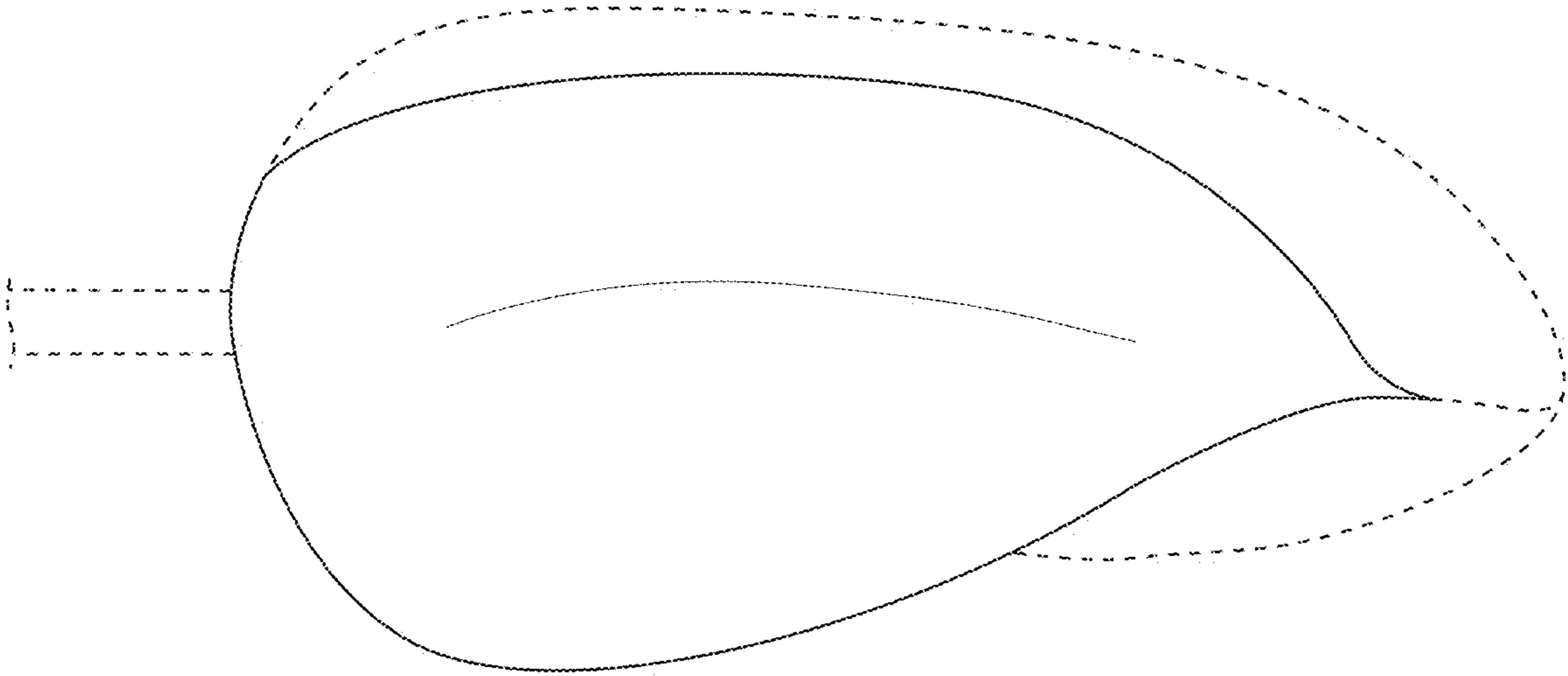


FIG. 5

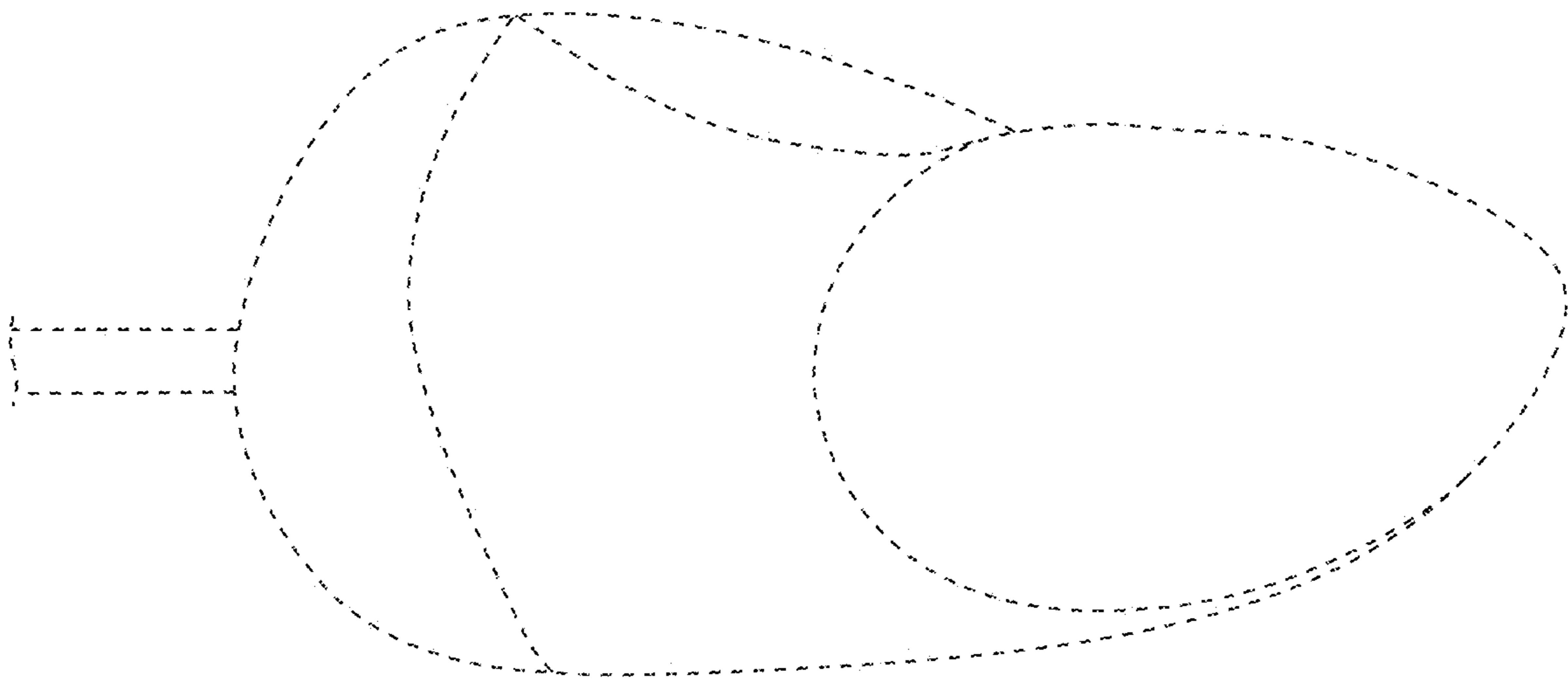


FIG. 6