



US00D934046S

(12) **United States Design Patent** (10) **Patent No.:** **US D934,046 S**
Lowe (45) **Date of Patent:** **** *Oct. 26, 2021**

(54) **SCISSORS**
(71) Applicant: **Randall B. Lowe**, Mount Wolf, PA (US)
(72) Inventor: **Randall B. Lowe**, Mount Wolf, PA (US)
(*) Notice: This patent is subject to a terminal disclaimer.
(**) Term: **15 Years**
(21) Appl. No.: **29/757,771**
(22) Filed: **Nov. 9, 2020**
(51) **LOC (13) Cl.** **08-03**
(52) **U.S. Cl.**
USPC **D8/57**
(58) **Field of Classification Search**
USPC D8/4, 5, 51-58
CPC B26B 13/12; B26B 13/14; B26B 13/20; B26B 13/24
See application file for complete search history.

D678,020 S * 3/2013 Lipscomb D8/57
D700,493 S * 3/2014 Roberts D8/57
D754,507 S * 4/2016 Chang D8/57
10,029,376 B2 * 7/2018 Soucie B26B 13/20
D829,522 S * 10/2018 Noriyuki D8/57
D835,957 S * 12/2018 Chang D8/57
D860,743 S * 9/2019 Chang D8/57

FOREIGN PATENT DOCUMENTS

GB 2456591 A * 7/2009 B26B 13/28
KR 101502886 B1 * 3/2015

* cited by examiner

Primary Examiner — Deanna L Pratt
(74) *Attorney, Agent, or Firm* — Grandview Law

(57) **CLAIM**

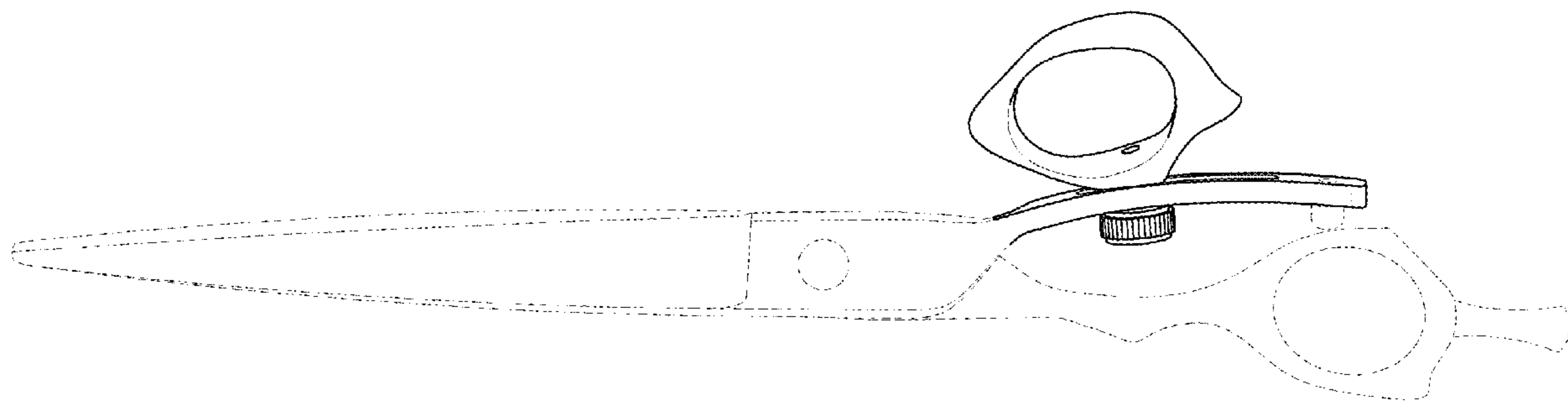
The ornamental design for scissors, as shown and described.

DESCRIPTION

FIG. 1 is a perspective view of scissors showing our new design.
FIG. 2 is a rear view thereof.
FIG. 3 is a front view thereof.
FIG. 4 is a left side view thereof.
FIG. 5 is a right side elevational view thereof.
FIG. 6 is a top plan view thereof; and,
FIG. 7 is a bottom plan view thereof.
The features shown in broken lines in the drawing figures depict features that form no part of the claimed design.

1 Claim, 6 Drawing Sheets

(56) **References Cited**
U.S. PATENT DOCUMENTS
D385,174 S * 10/1997 Kawai D8/107
D453,459 S * 2/2002 Abubo D8/57
D488,364 S * 4/2004 Wong D8/57
D502,077 S * 2/2005 Hasegawa D8/107
D611,793 S * 3/2010 Trewartha D8/57
D612,696 S * 3/2010 Iwase D8/57
8,176,638 B2 * 5/2012 Hann B26B 13/20
30/232



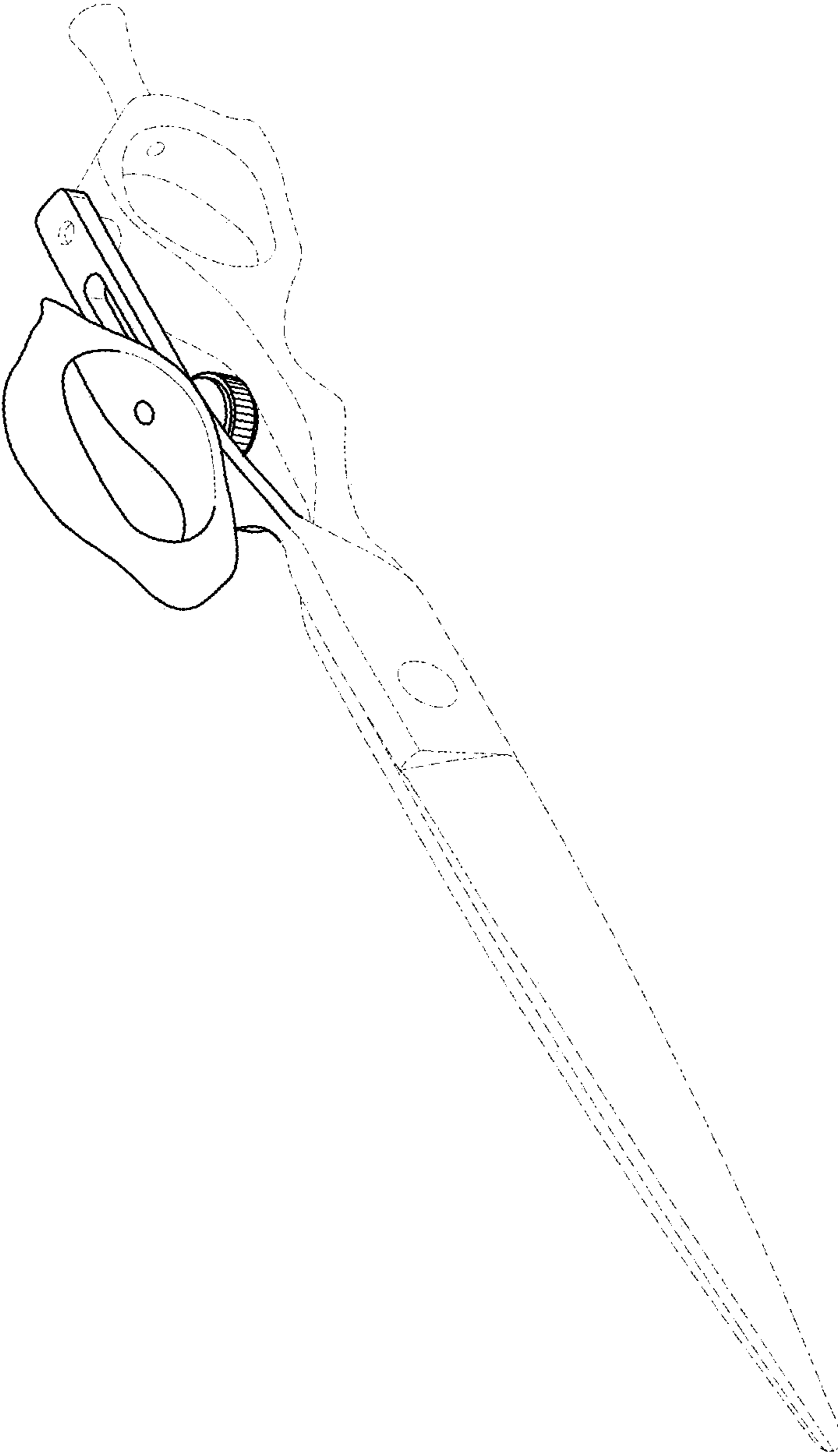


FIG. 1

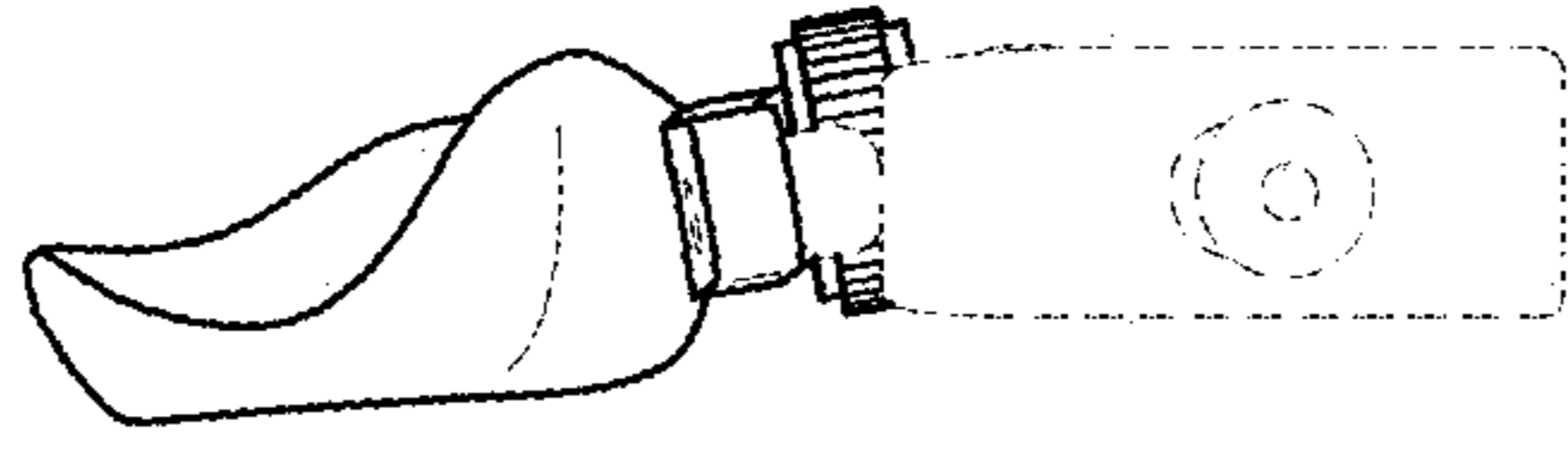


FIG. 3

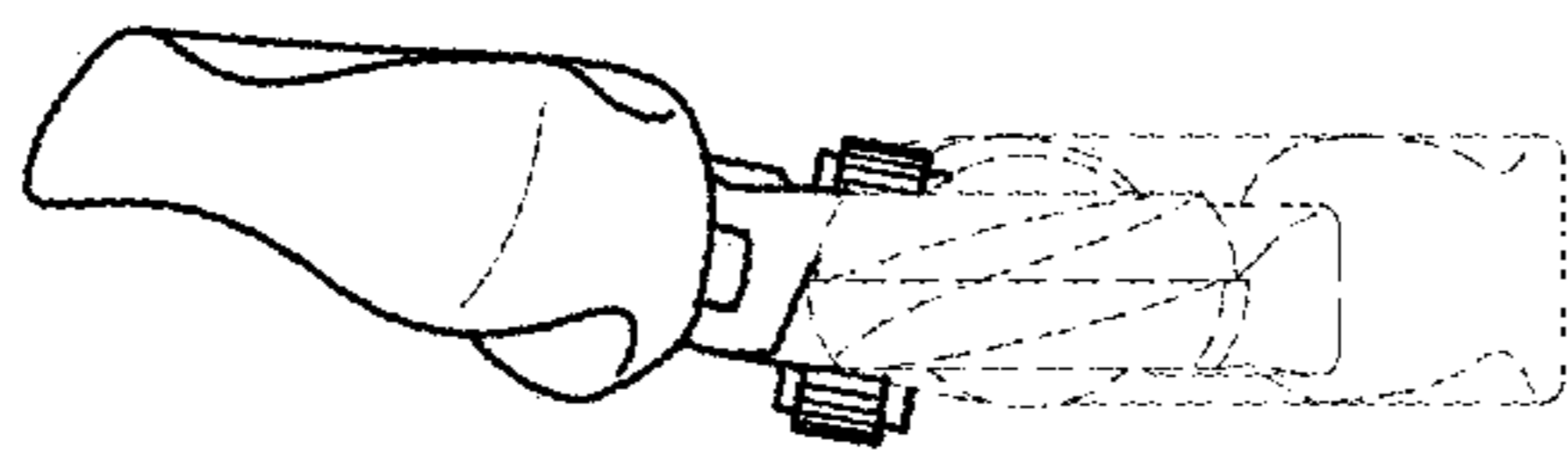


FIG. 2

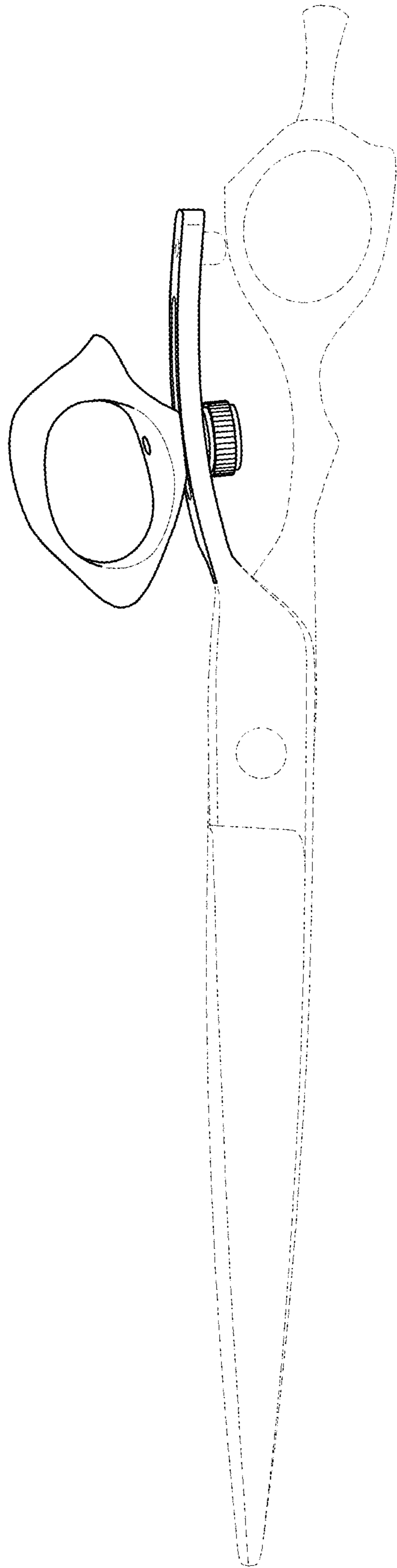


FIG. 4

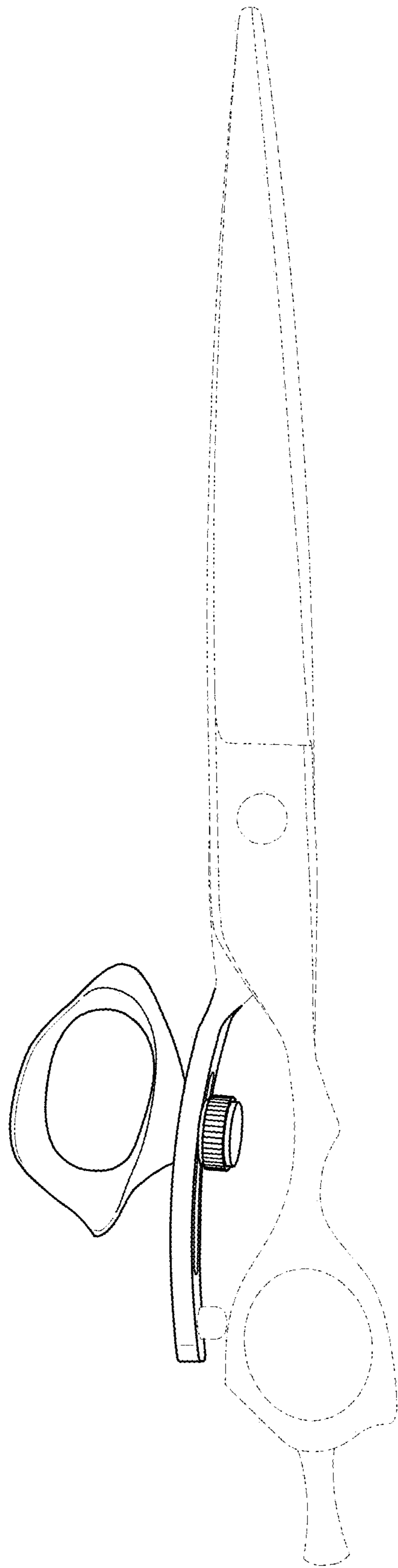


FIG. 5

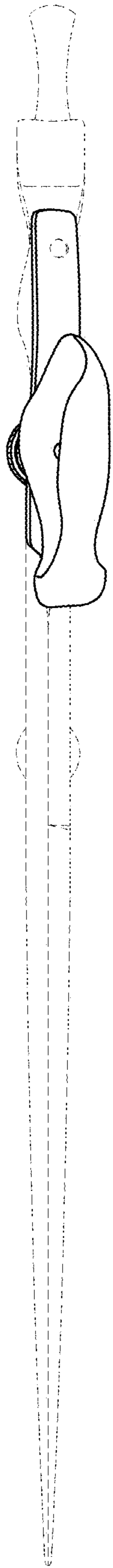


FIG. 6

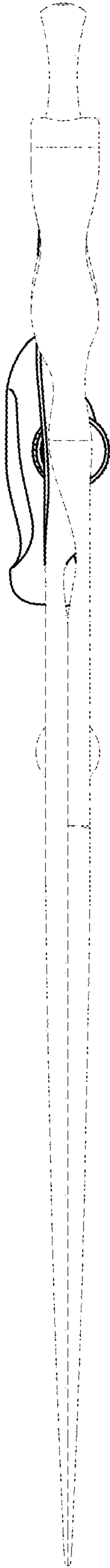


FIG. 7