



US00D934039S

(12) **United States Design Patent**  
**Hung Tai et al.**

(10) **Patent No.:** **US D934,039 S**

(45) **Date of Patent:** **\*\* Oct. 26, 2021**

(54) **CHEESE SLICER**

(71) Applicant: **KAI R&D CENTER CO., LTD.**, Gifu (JP)

(72) Inventors: **Wong Hung Tai**, Gifu (JP); **Pun Cheuk Wa**, Gifu (JP)

(73) Assignee: **KAI R&D CENTER CO., LTD.**, Gifu (JP)

(\*\*) Term: **15 Years**

(21) Appl. No.: **29/723,209**

(22) Filed: **Feb. 5, 2020**

(51) **LOC (13) Cl.** ..... **07-04**

(52) **U.S. Cl.**  
USPC ..... **D7/693; D7/678**

(58) **Field of Classification Search**  
USPC ..... D7/368, 669, 680-696, 649-652, 678  
CPC .. A47J 17/02; A47J 17/00; A47J 17/04; A47J 17/08; A47J 17/10; A47J 43/00; A47J 43/28; B26D 3/00  
See application file for complete search history.

(56) **References Cited**

**U.S. PATENT DOCUMENTS**

D439,806 S *	4/2001	Juhlin	.....	D7/650
D681,405 S *	5/2013	Bagley	.....	D7/693
D699,315 S *	2/2014	Seeds	.....	D22/118
D770,219 S *	11/2016	Yang	.....	D7/349
D770,838 S *	11/2016	Yang	.....	D7/349
D814,886 S *	4/2018	McMahon	.....	D7/650

**OTHER PUBLICATIONS**

Amazon.Com, Prodyne CK-300 Multi Cheese Fruit and Veggie Knife, pp. 1-5, first date available Oct. 2, 2001. (Year: 2001).\*

\* cited by examiner

*Primary Examiner* — Terry A Wallace

(74) *Attorney, Agent, or Firm* — Schmeiser, Olsen & Watts, LLP

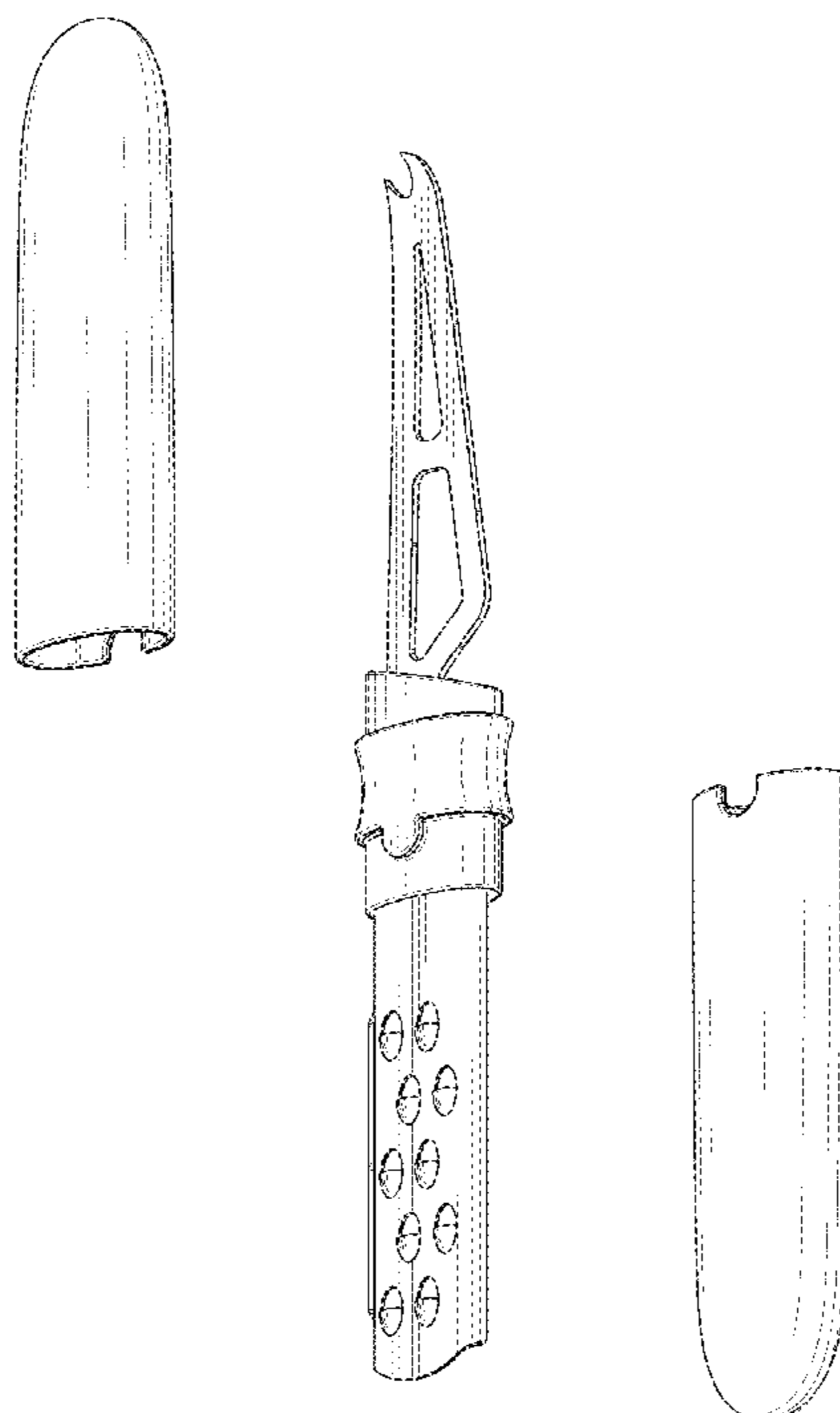
(57) **CLAIM**

The ornamental design for a cheese slicer, as shown and described.

**DESCRIPTION**

FIG. 1 is a front view of a cheese slicer showing my new design;  
 FIG. 2 is a rear view thereof;  
 FIG. 3 is a left view thereof;  
 FIG. 4 is a right view thereof;  
 FIG. 5 is a top view thereof;  
 FIG. 6 is a bottom view thereof;  
 FIG. 7 is a first perspective view thereof;  
 FIG. 8 is a second perspective view thereof;  
 FIG. 9 is a first exploded view thereof;  
 FIG. 10 is a second exploded view thereof;  
 FIG. 11 is a first reference view of a part of the cheese slicer in a using state;  
 FIG. 12 is a second reference view of a part of the cheese slicer in a using state;  
 FIG. 13 is a third reference view of a part of the cheese slicer in a using state;  
 FIG. 14 is a fourth reference view of a part of the cheese slicer in a using state;  
 FIG. 15 is a fifth reference view of a part of the cheese slicer in a using state; and,  
 FIG. 16 is a sixth reference view of a part of the cheese slicer in a using state.

**1 Claim, 15 Drawing Sheets**



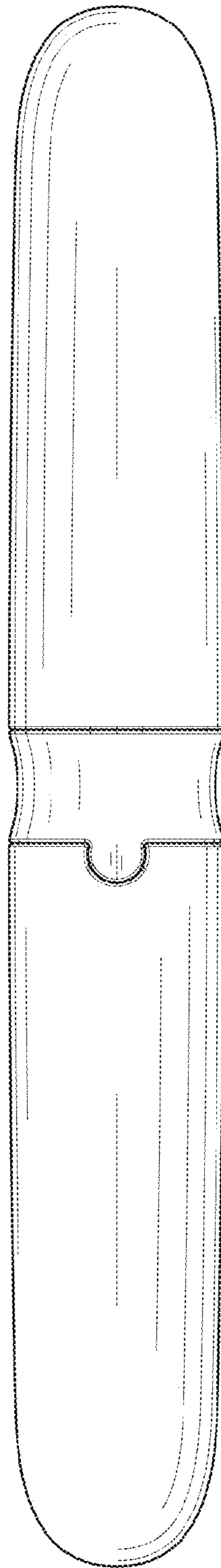


FIG. 1

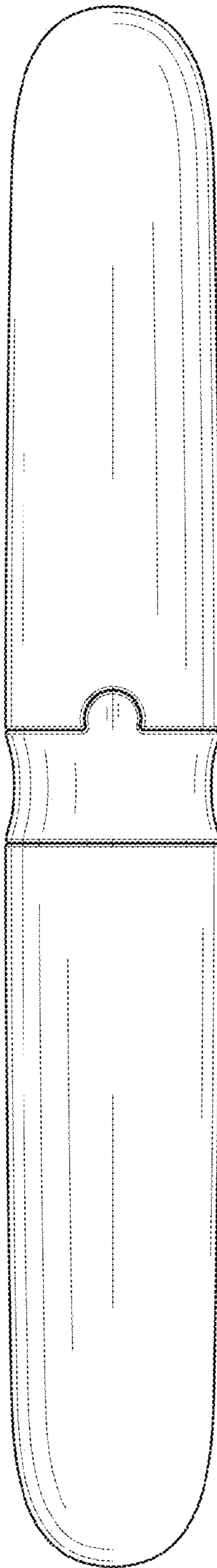


FIG. 2

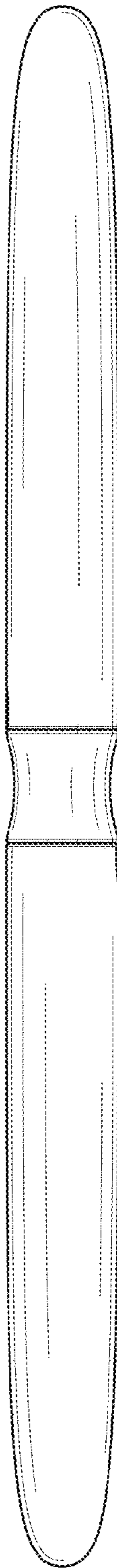


FIG.3

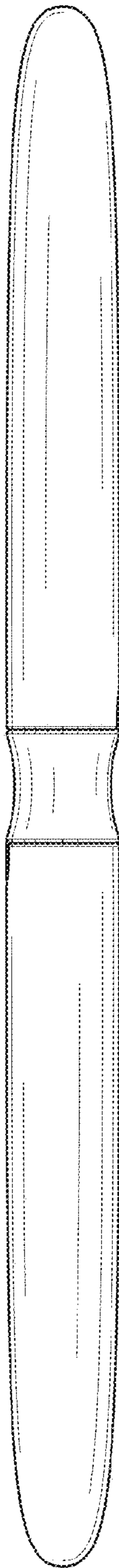


FIG.4




FIG. 5

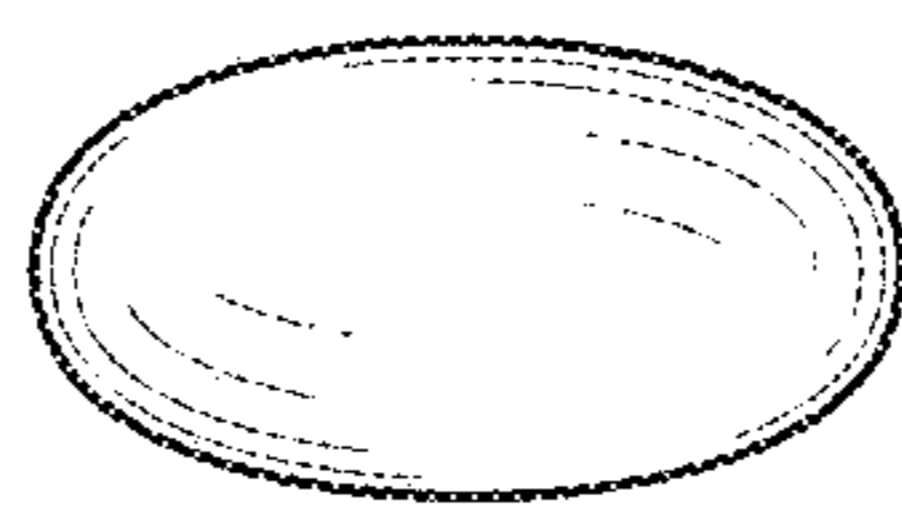


FIG. 6

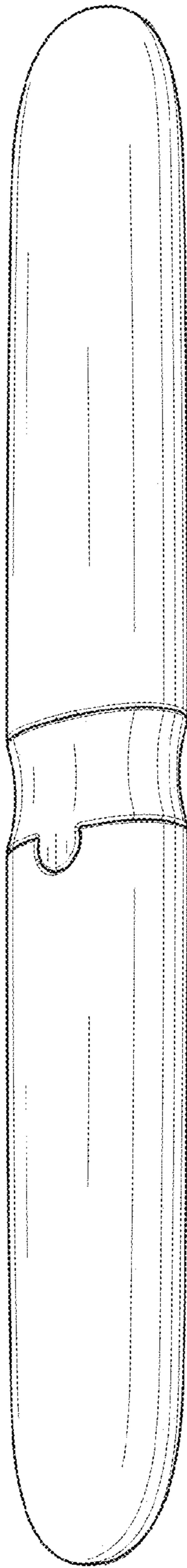


FIG.7

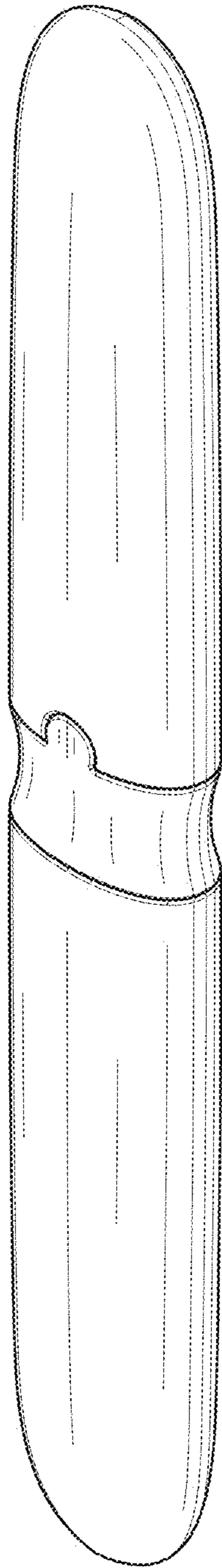


FIG.8



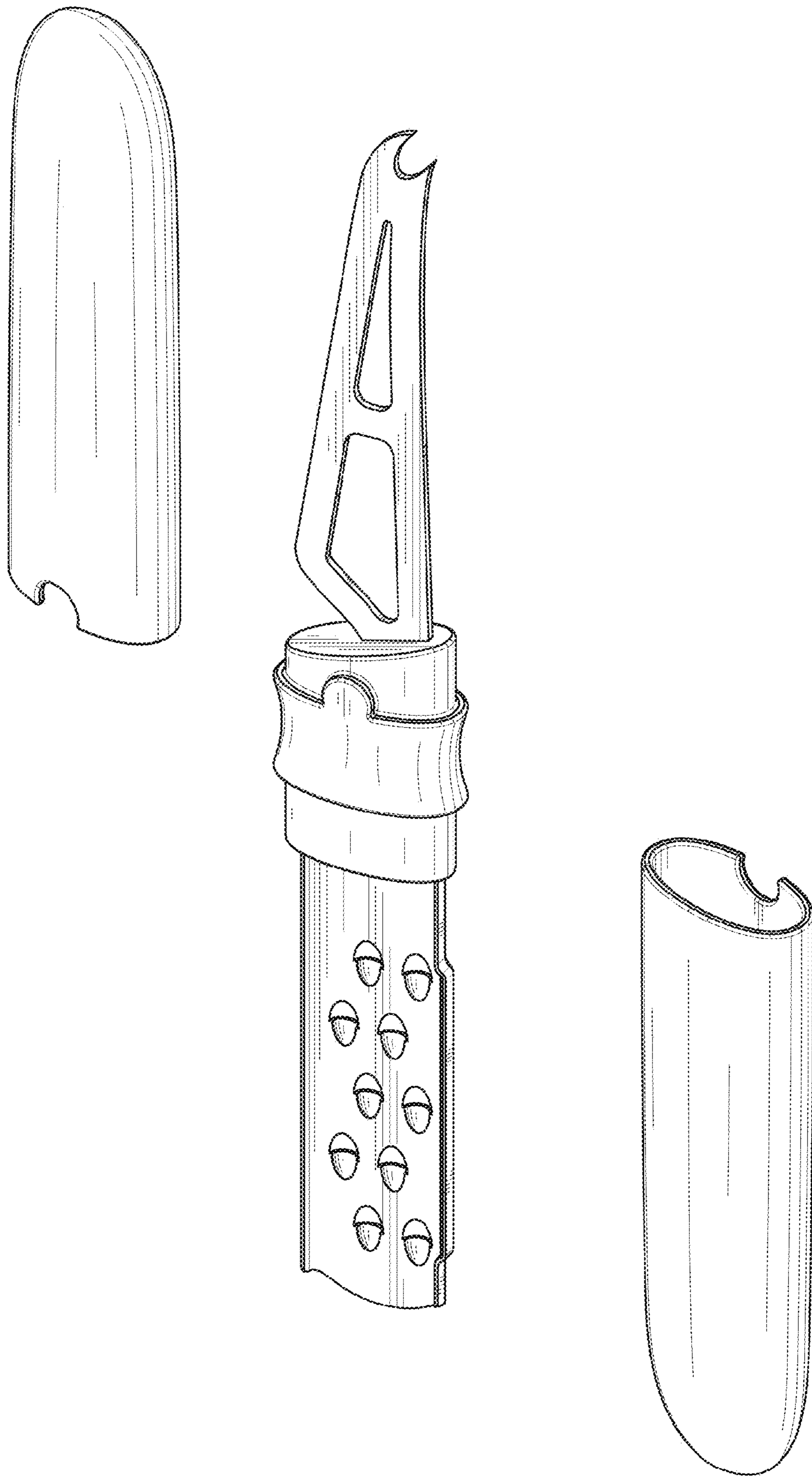


FIG. 9

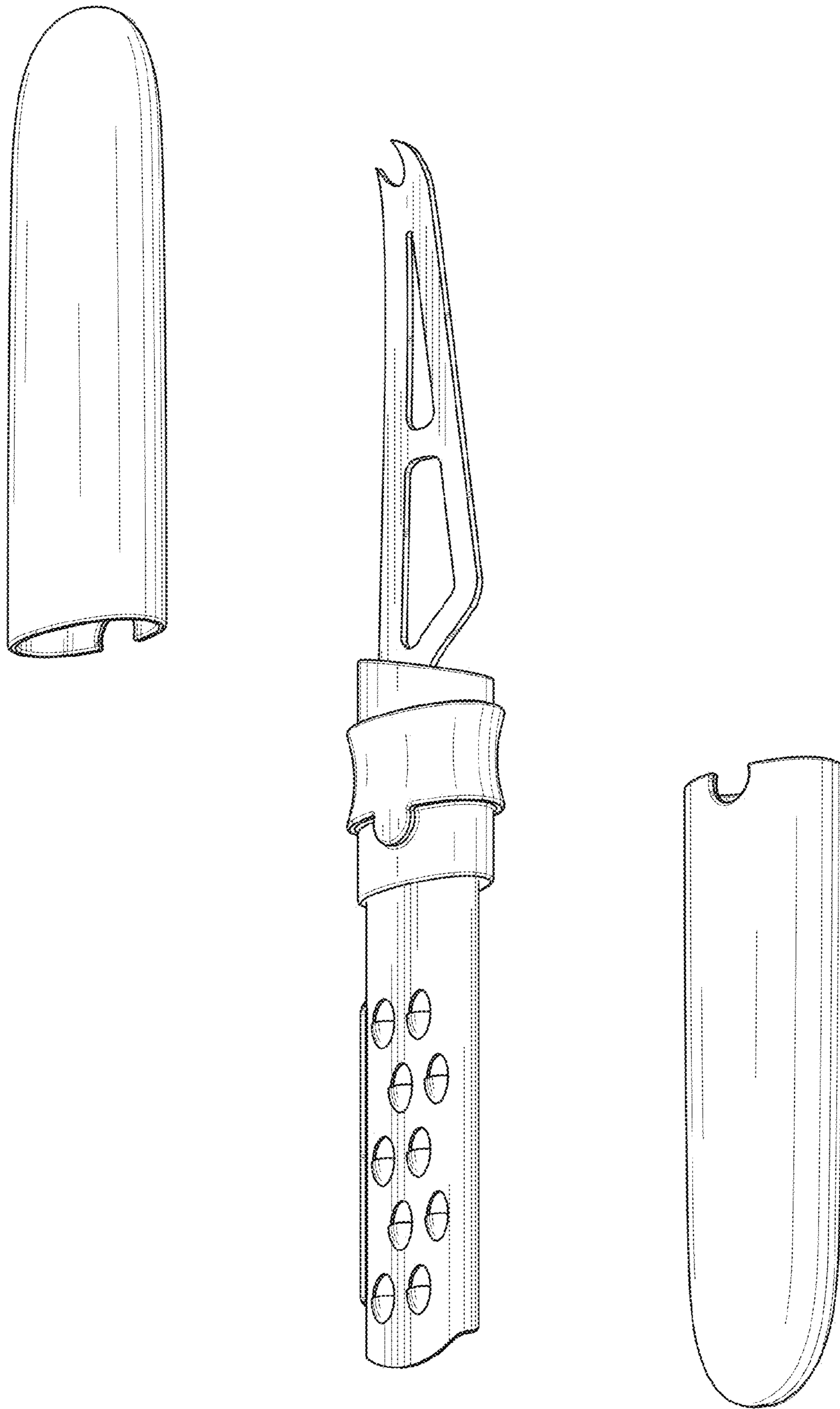


FIG. 10

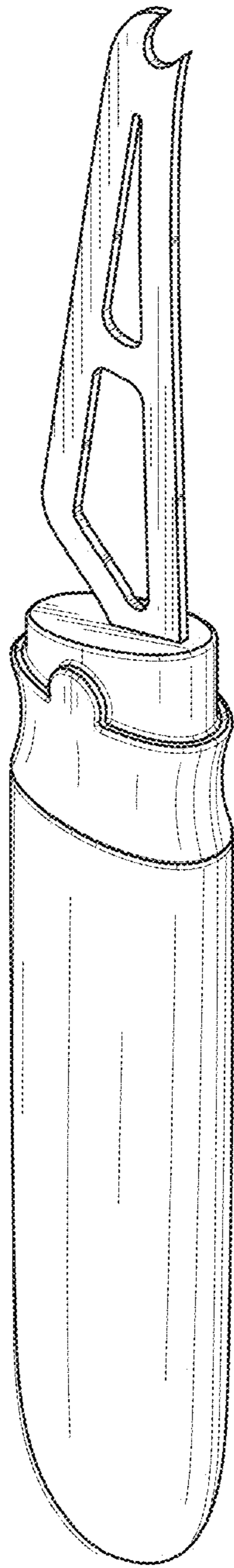


FIG. 11

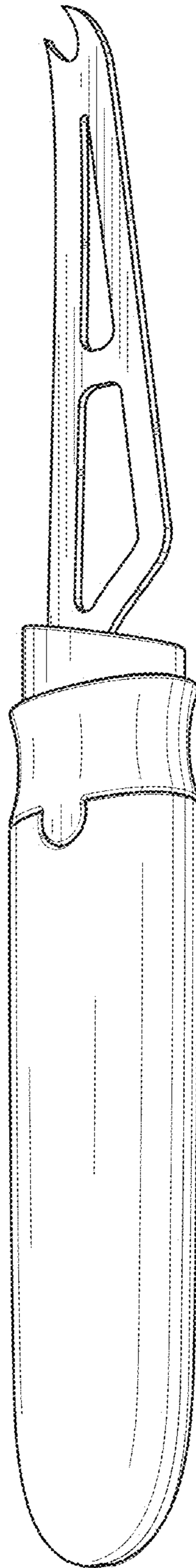


FIG. 12

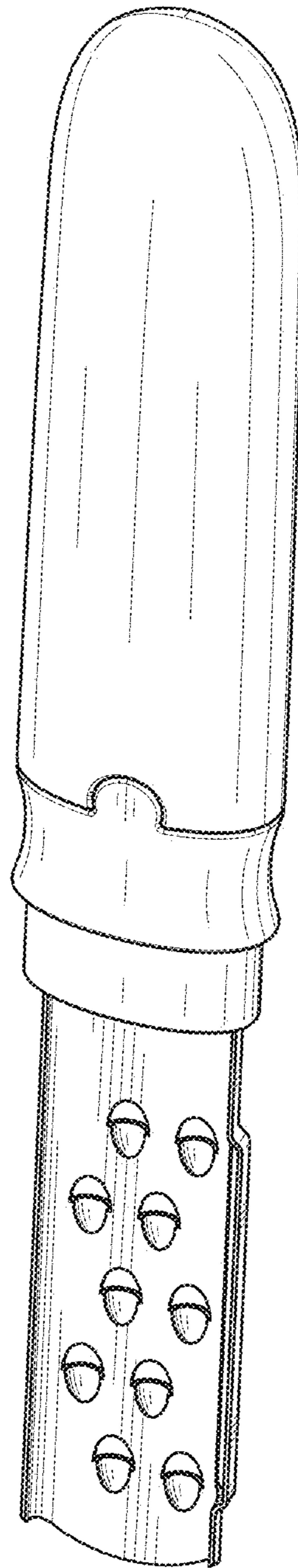


FIG. 13

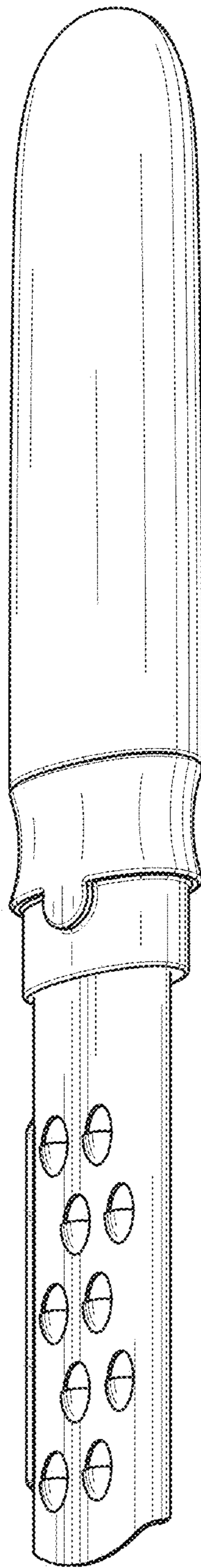


FIG.14

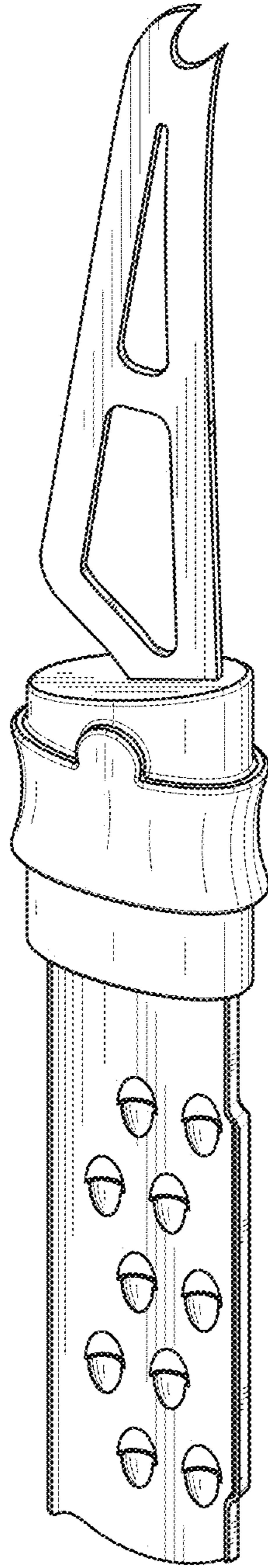


FIG.15

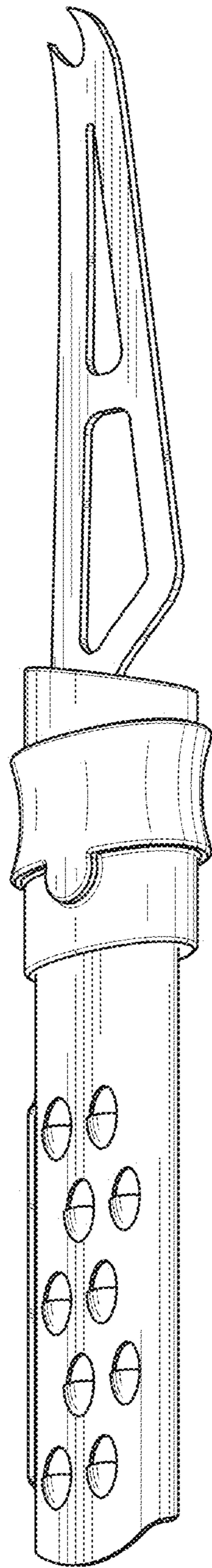


FIG.16