



US00D933979S

(12) **United States Design Patent** (10) **Patent No.:** **US D933,979 S**
Li (45) **Date of Patent:** **** Oct. 26, 2021**

(54) **CHAIR**
(71) Applicant: **39F USA INC**, Rancho Cucamonga, CA (US)
(72) Inventor: **Yuehai Li**, Rancho Cucamonga, CA (US)
(**) Term: **15 Years**
(21) Appl. No.: **29/727,073**
(22) Filed: **Mar. 9, 2020**
(51) **LOC (13) Cl.** **06-01**
(52) **U.S. Cl.**
USPC **D6/348**
(58) **Field of Classification Search**
USPC D6/347, 348, 361, 716, 718, 344, 373, D6/375, 379, 380, 330, 334, 335, 366, D6/369, 372, 385, 708.16, 358, 377, 370, D6/336, 353; D12/52; D21/412, 688, D21/521; D24/183, 200
CPC A45F 3/22; A45F 3/24; A45F 3/26; A47D 13/10; A47D 13/105; A47D 9/02; A47D 13/00; A47D 13/107; A47C 1/14; A47C 3/0255; A47C 3/029; A47C 3/027; A47C 3/02; A47C 3/04; A47C 3/34; A47C 4/02; A47C 4/03; A47C 4/04; A47C 5/12; A47C 7/52; A47C 7/506; A47C 9/007; A47C 15/008; A47C 17/84; A47C 31/00; A63G 9/00; A63G 9/02; Y10S 135/909; Y10T 403/32409; A61G 15/005; A61G 15/00
See application file for complete search history.

(56) **References Cited**
U.S. PATENT DOCUMENTS
D171,209 S * 12/1953 Jones D6/348
D184,050 S * 12/1958 Gingerich et al. D6/348
D187,525 S * 3/1960 Ihreborn D6/334

D218,303 S * 8/1970 Bender D6/373
D233,809 S * 12/1974 Platner D6/366
D288,506 S * 3/1987 Ochsner D6/375
D522,765 S * 6/2006 Babick D6/348
D549,971 S * 9/2007 Jourdan D6/344
D579,224 S * 10/2008 Fancelli D6/372
D660,054 S * 5/2012 Kane D6/716
D660,055 S * 5/2012 Kane D6/716
D664,381 S * 7/2012 Kubryk D6/716
D669,699 S * 10/2012 Stierli D6/373
D688,484 S * 8/2013 Starck D6/375
D720,551 S * 1/2015 Mueller D6/373
D727,648 S * 4/2015 De'Silva D6/373
D763,589 S * 8/2016 Mion D6/375
D799,839 S * 10/2017 Wanders D6/348
D811,757 S * 3/2018 Moscheri D6/334
D824,689 S * 8/2018 Jongerius D6/375
D871,788 S * 1/2020 Gori D6/360
D885,073 S * 5/2020 Wang D6/374
D903,361 S * 12/2020 Garcia Lax D6/375
D905,460 S * 12/2020 Bjerre-Poulsen D6/375

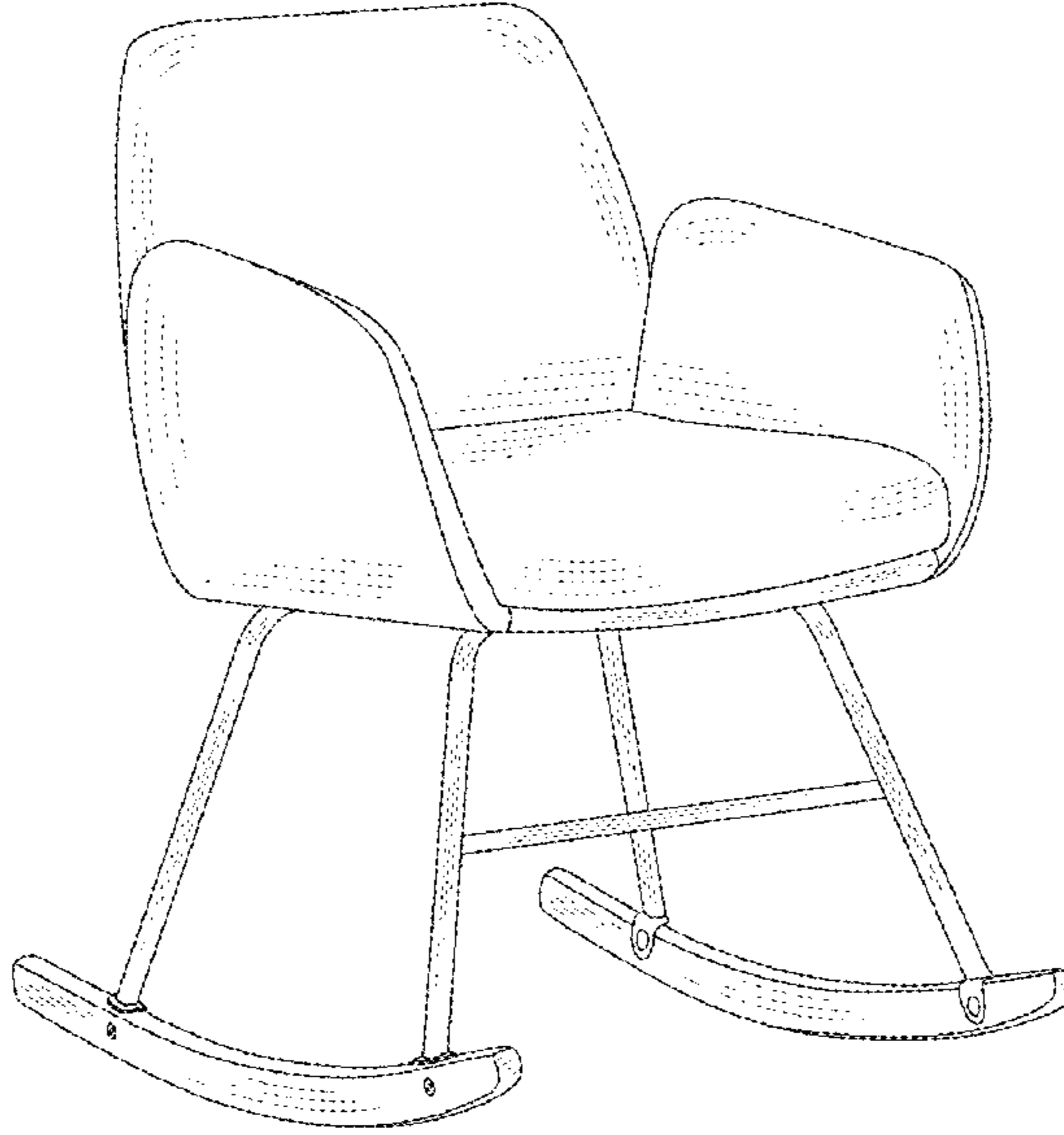
(Continued)

Primary Examiner — Kevin K Rudzinski
Assistant Examiner — Paul D Bohannon
(74) Attorney, Agent, or Firm — Feng Qian

(57) **CLAIM**
The ornamental design for a chair, as shown and described.

DESCRIPTION
FIG. 1 is a front perspective view of a chair showing my new design;
FIG. 2 is a front elevation view thereof;
FIG. 3 is a rear elevation view thereof;
FIG. 4 is a left-side elevation view thereof;
FIG. 5 is a right-side elevation view thereof;
FIG. 6 is a top plan view thereof; and,
FIG. 7 is a bottom plan view thereof.
The broken lines shown in the drawings are for the purpose of illustrating portions of the article, and form no part of the claimed design.

1 Claim, 7 Drawing Sheets



(56)

References Cited

U.S. PATENT DOCUMENTS

D912,427 S * 3/2021 Li D6/373
D913,006 S * 3/2021 Li D6/375
2016/0345738 A1* 12/2016 Arruda A47C 4/02

* cited by examiner



Fig.1




Fig.2

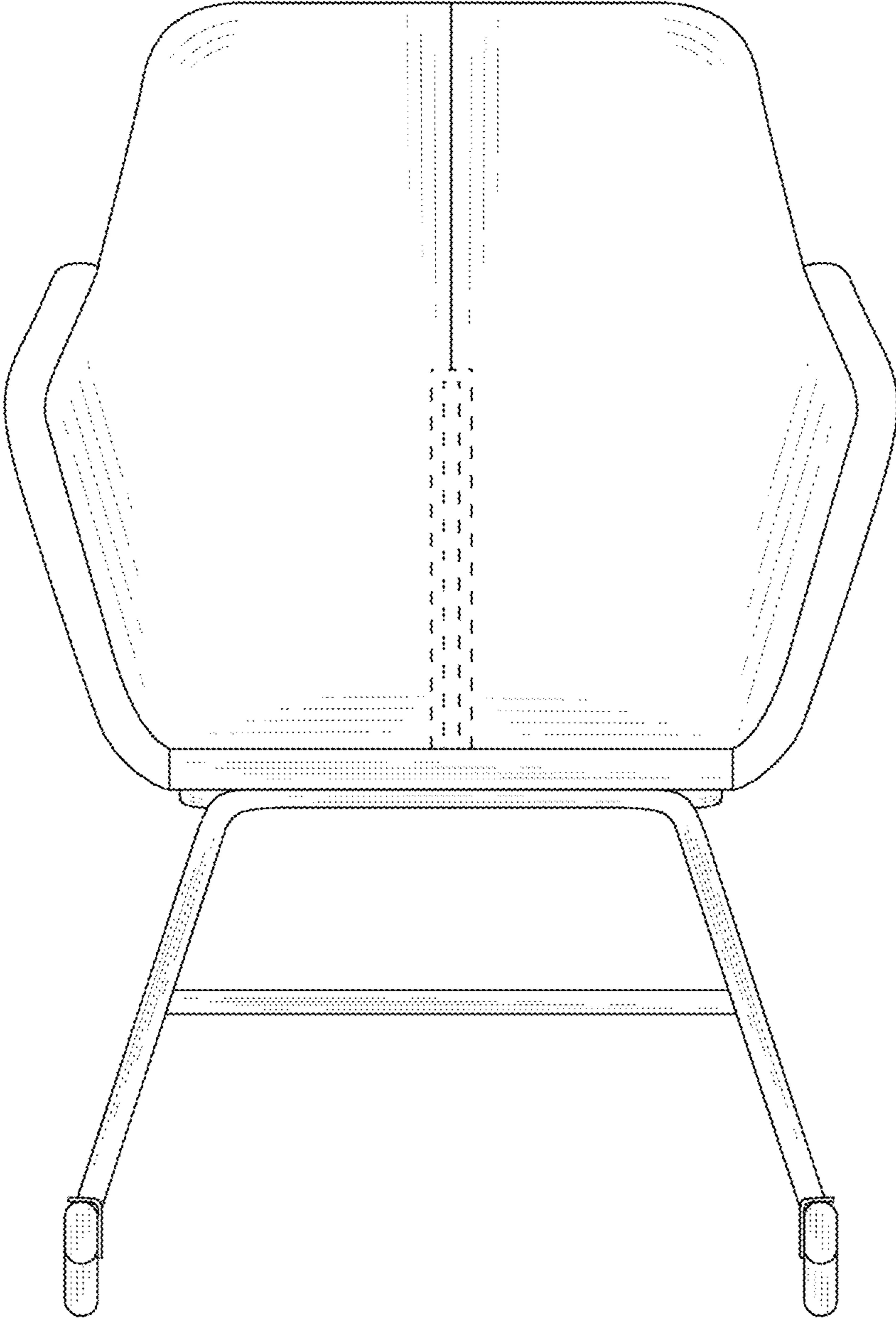


Fig.3




Fig.4




Fig.5




Fig.6

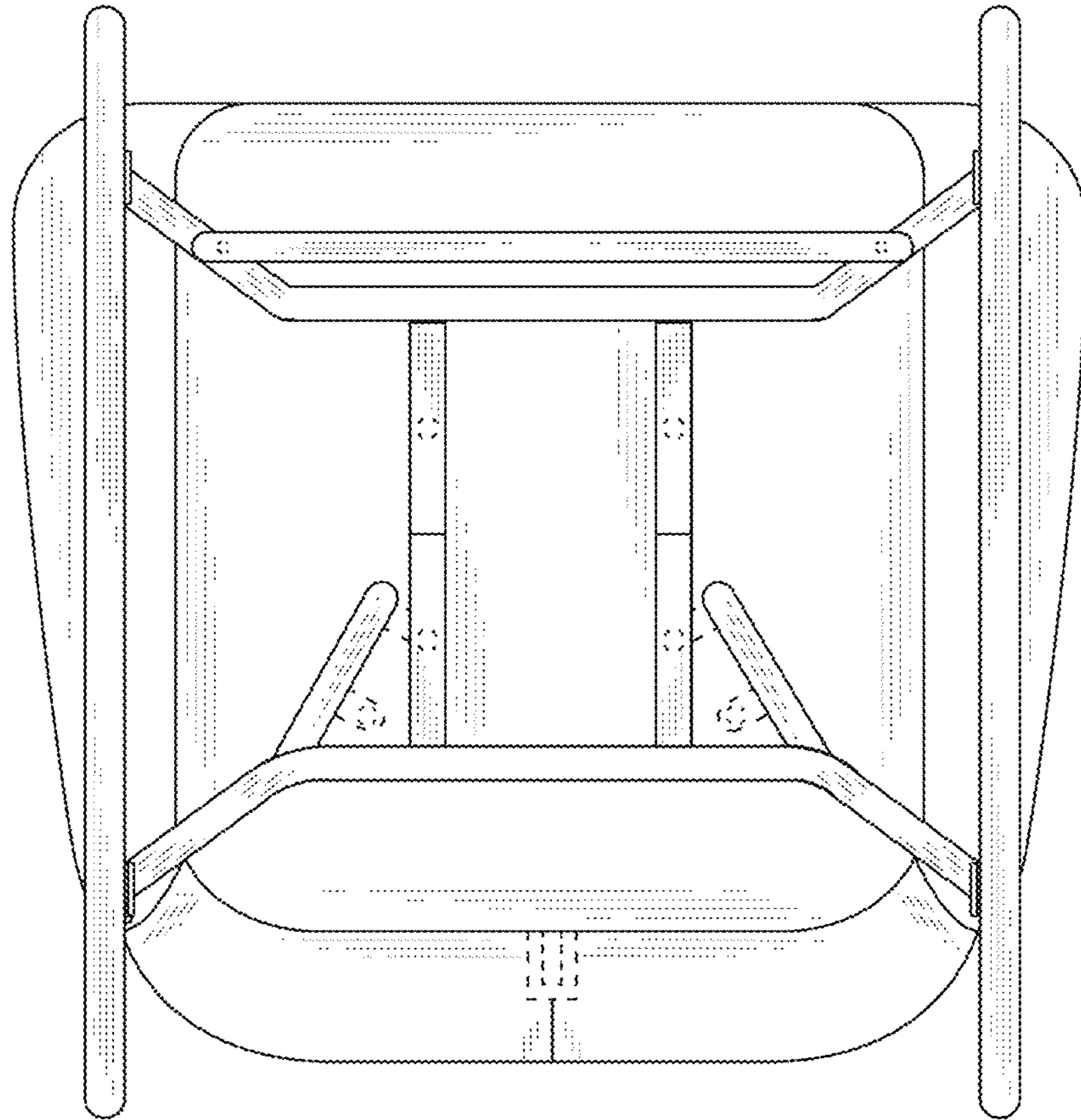


Fig.7