



US00D933944S

(12) **United States Design Patent** (10) **Patent No.:** **US D933,944 S**
Mokos et al. (45) **Date of Patent:** **** Oct. 26, 2021**

- (54) **SHOE WITH TRANSLUCENT OUTSOLE**
- (71) Applicant: **Cole Haan LLC**, Greenland, NH (US)
- (72) Inventors: **Jeffrey Mokos**, Greenland, NH (US); **Scott Patt**, Greenland, NH (US); **Kyle Jenkins**, Greenland, NH (US); **Mattias Verfl**, Greenland, NH (US); **Michael Weyrauch**, Greenland, NH (US); **Jose A. Tejada Bernard**, Greenland, NH (US)
- (73) Assignee: **COLE HAAN LLC**, Greenland, NH (US)
- (**) Term: **15 Years**
- (21) Appl. No.: **29/720,069**
- (22) Filed: **Jan. 9, 2020**

Related U.S. Application Data

- (63) Continuation of application No. 29/714,974, filed on Nov. 27, 2019.
- (51) **LOC (13) Cl.** **02-04**
- (52) **U.S. Cl.**
USPC **D2/947**
- (58) **Field of Classification Search**
USPC D2/896, 902, 906, 908, 916, 918, 925, D2/946-962, 977
CPC A43B 13/00; A43B 13/02; A43B 13/023; A43B 13/026; A43B 13/04; A43B 13/08; A43B 13/10; A43B 1/14; A43B 7/00
See application file for complete search history.

References Cited

U.S. PATENT DOCUMENTS

- D429,410 S * 8/2000 Wright D2/951
- D568,594 S * 5/2008 Ringholz D2/957

- D730,035 S * 5/2015 Henderson D2/960
- D748,386 S * 2/2016 Henderson D2/960
- D795,539 S * 8/2017 Mason D2/902
- D800,433 S * 10/2017 Kuerbis D2/957
- D827,257 S * 9/2018 Ringholz D2/916
- D831,319 S * 10/2018 Vasyli D2/960
- D840,653 S * 2/2019 Carmi D2/961
- D845,598 S * 4/2019 Loveder D2/957
- D876,782 S * 3/2020 Fontaine D2/960

* cited by examiner

Primary Examiner — Cynthia Ramirez

Assistant Examiner — Laura H Yu

(74) *Attorney, Agent, or Firm* — Thompson Coburn LLP

(57) **CLAIM**


The ornamental design for a shoe with translucent outsole, as shown and described.

DESCRIPTION

FIG. 1 is a first perspective view of a shoe with translucent outsole showing our new design; FIG. 2 is a second perspective view thereof; FIG. 3 is a front view thereof; FIG. 4 is a rear view thereof; FIG. 5 is a left side view thereof; FIG. 6 is a right side view thereof; FIG. 7 is a top view thereof; and, FIG. 8 is a bottom view thereof.

The dot-dash-dot broken lines immediately adjacent the photographic areas represent boundaries of the design and form no part thereof. The broken lines show portions of the shoe with translucent outsole that form no part of the claimed design.

1 Claim, 8 Drawing Sheets



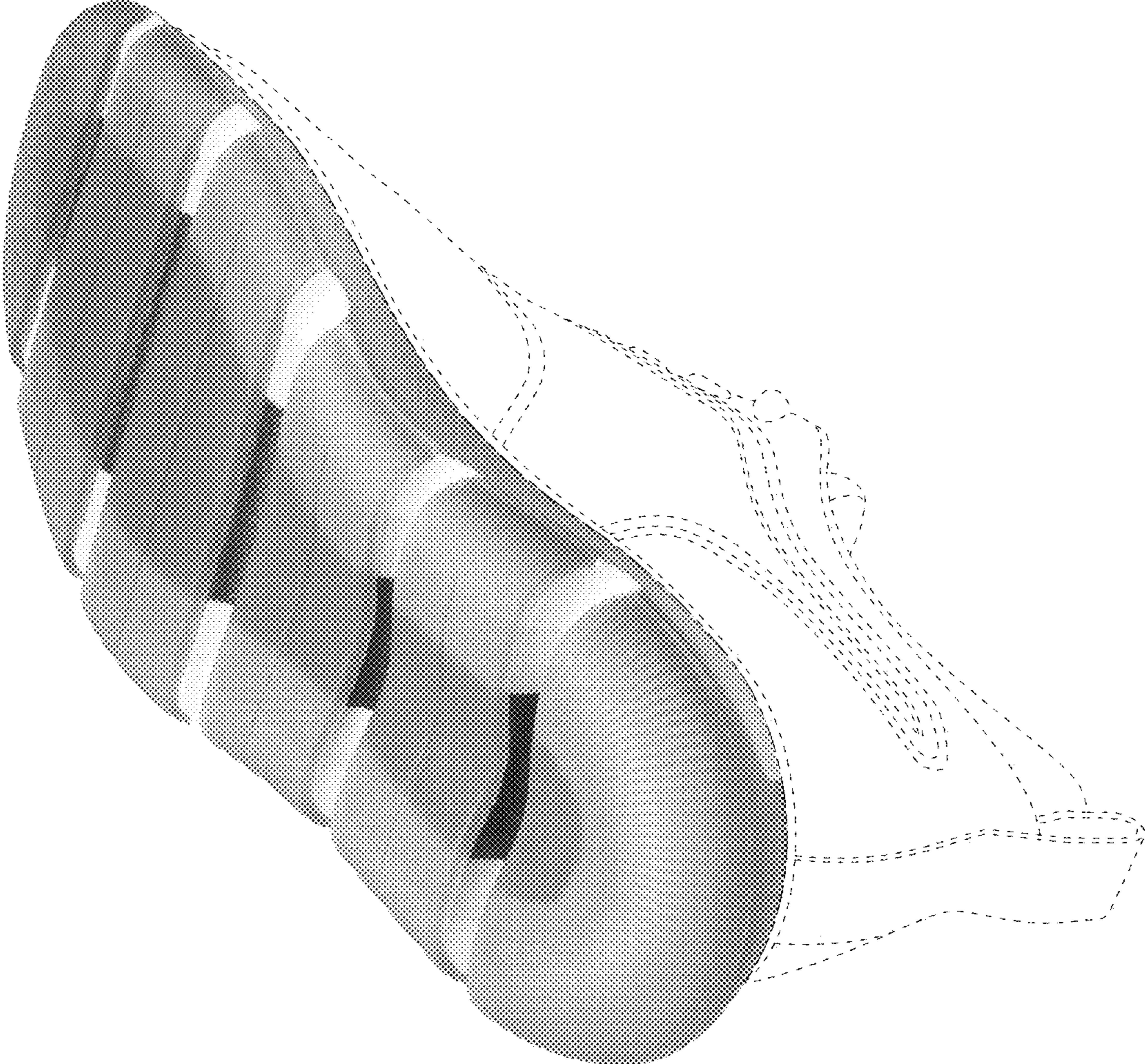


FIG. 1

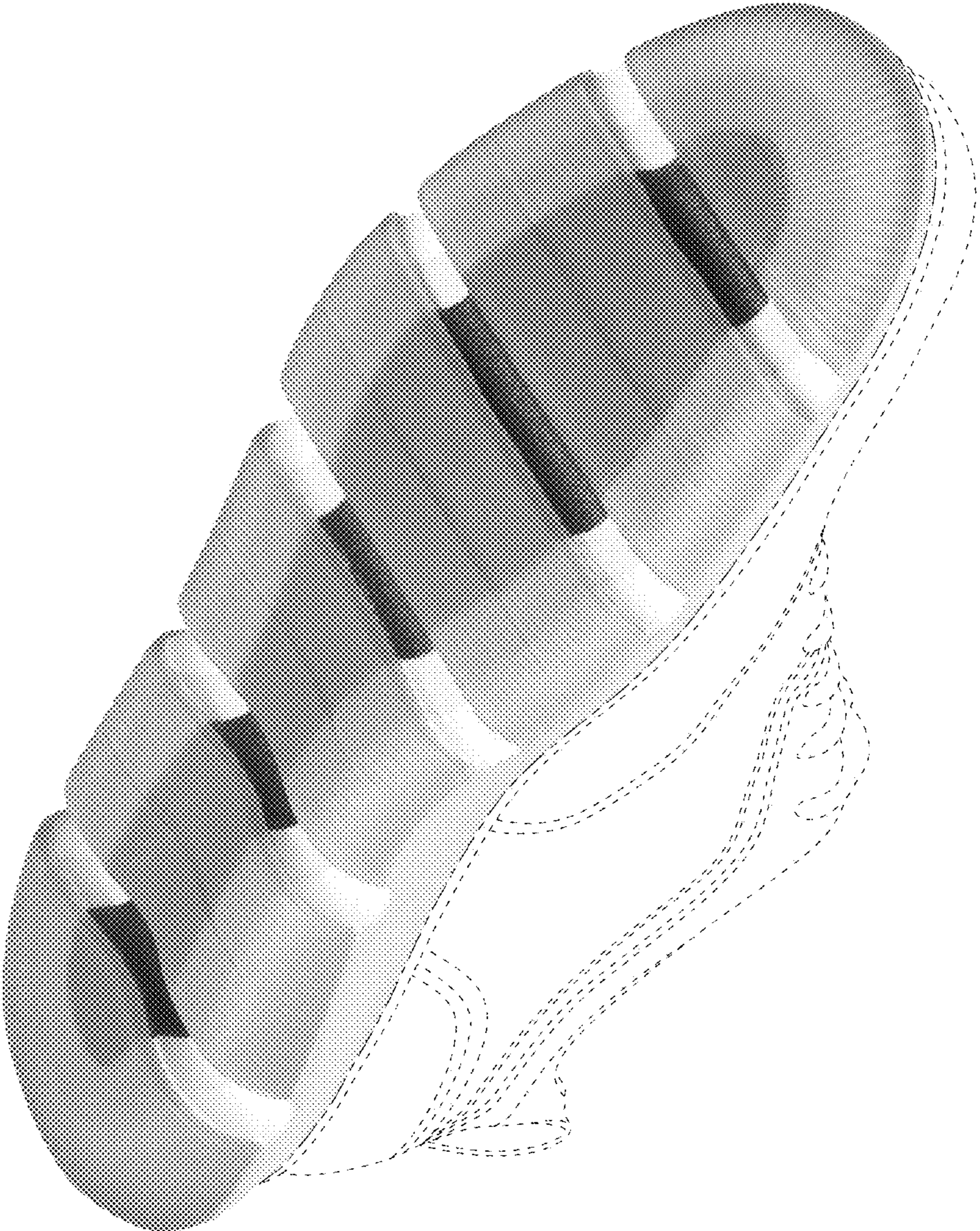


FIG. 2

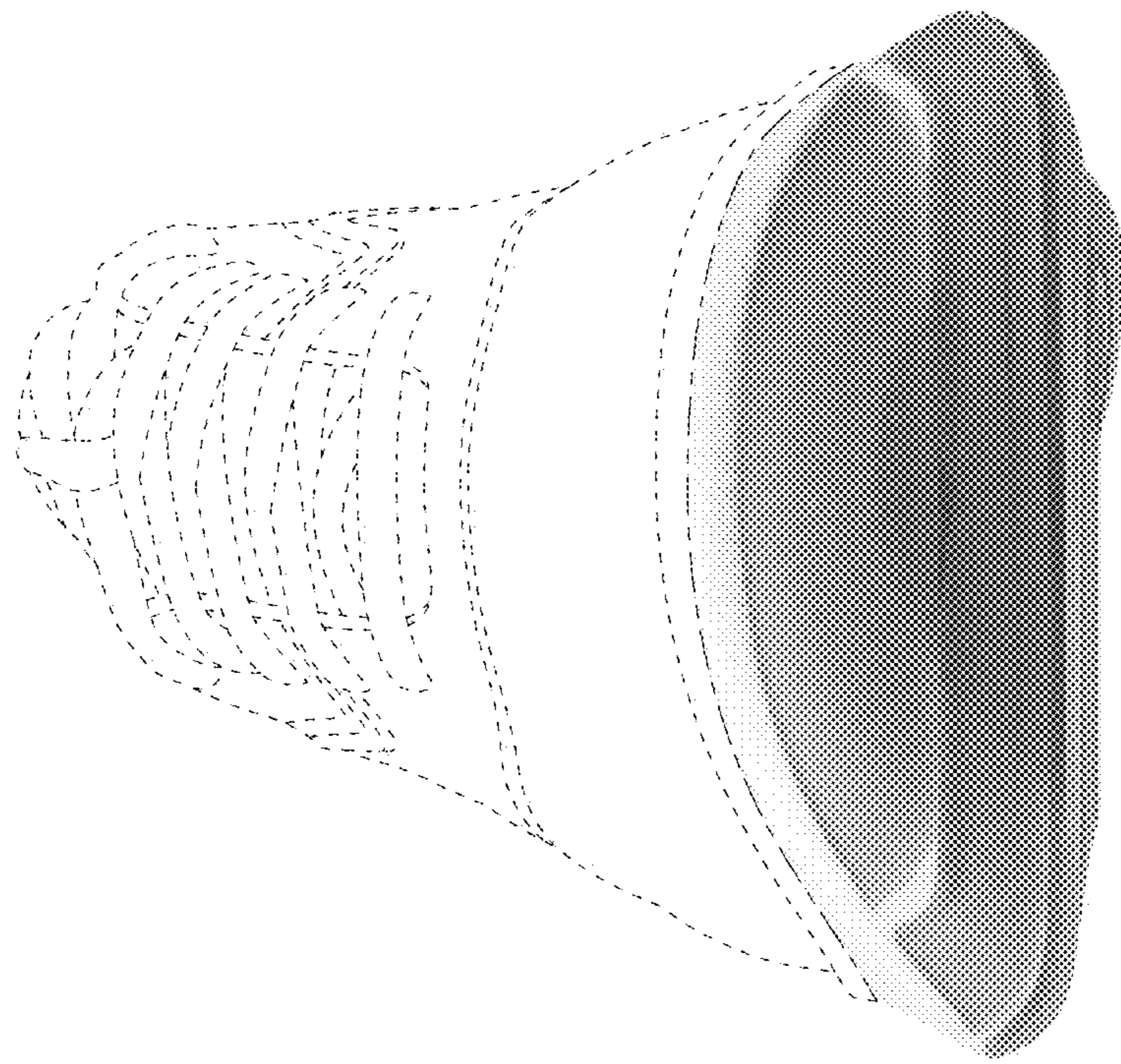


FIG. 3

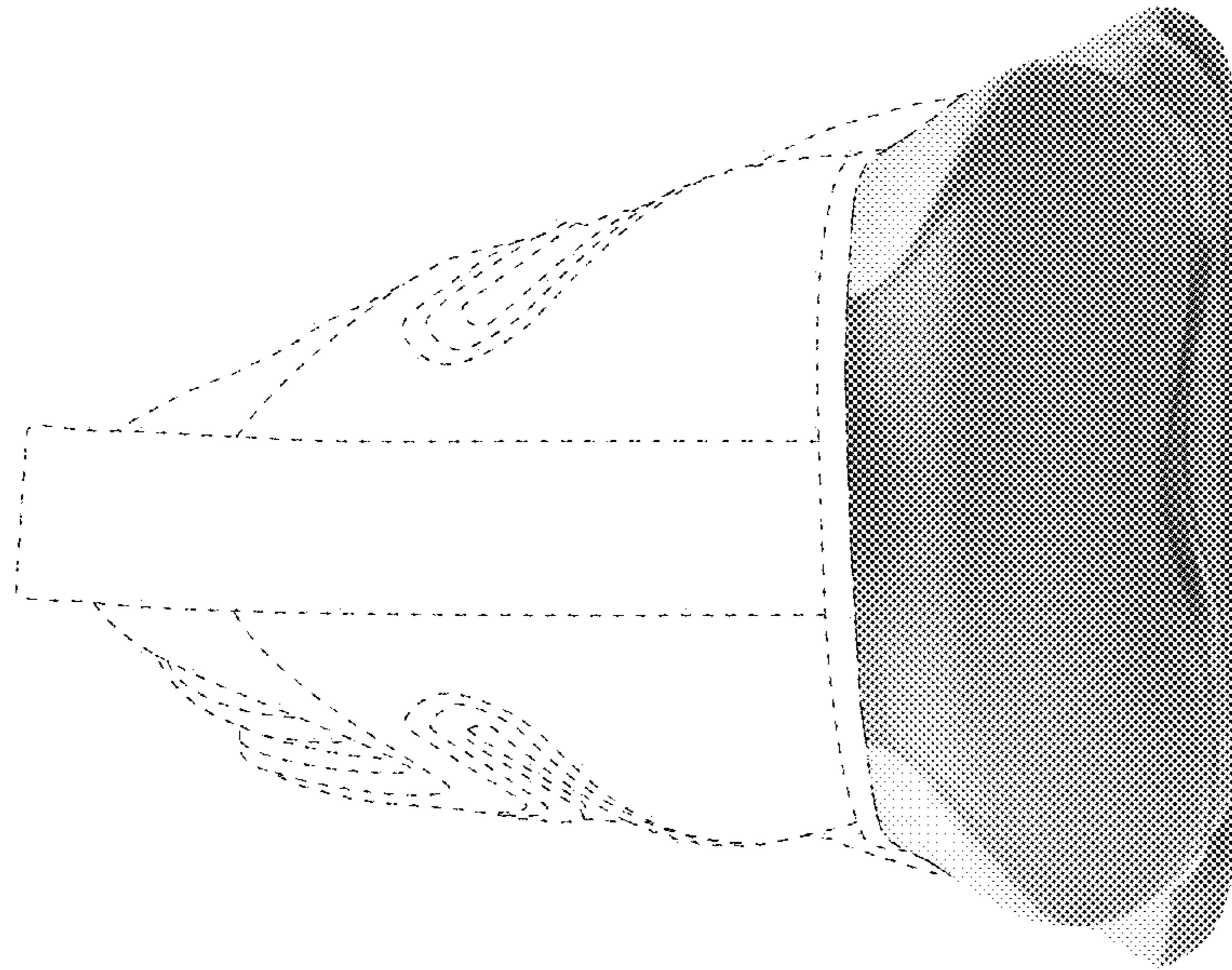


FIG. 4

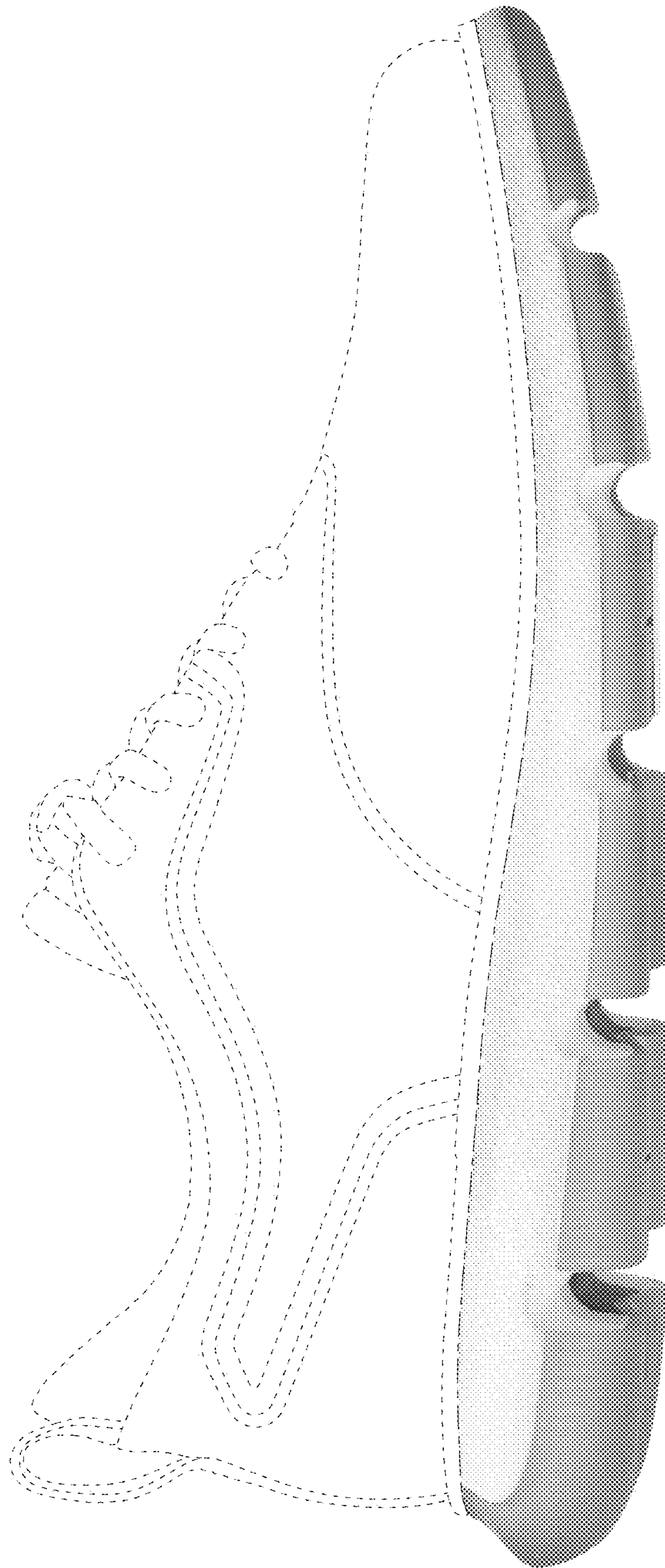


FIG. 5



FIG. 6

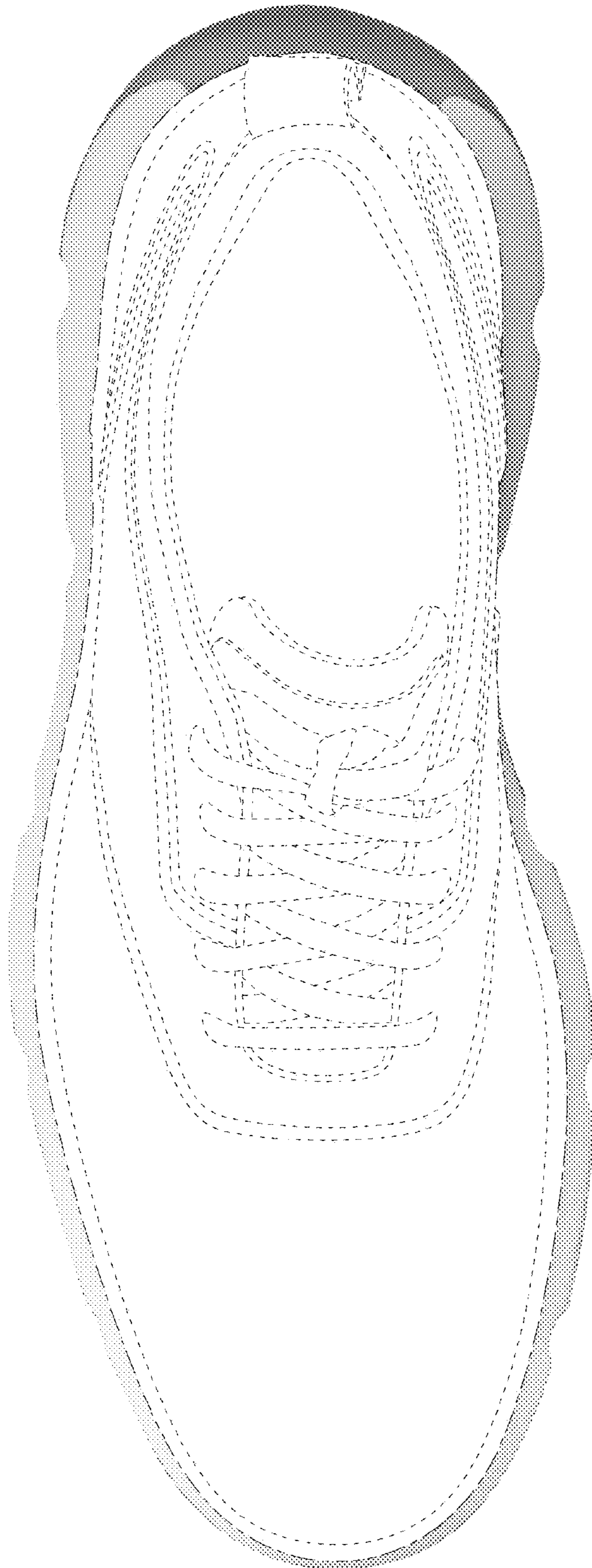


FIG. 7




FIG. 8