



US00D933940S

(12) **United States Design Patent**  
**Grove**

(10) **Patent No.:** **US D933,940 S**

(45) **Date of Patent:** **\*\* Oct. 26, 2021**

(54) **RESISTANCE BAND EXERCISE VEST**

(71) Applicant: **Paul Eric Grove**, Hustontown, PA (US)

(72) Inventor: **Paul Eric Grove**, Hustontown, PA (US)

(\*\*) Term: **15 Years**

(21) Appl. No.: **29/765,553**

(22) Filed: **Jan. 8, 2021**

(51) **LOC (13) Cl.** ..... **02-02**

(52) **U.S. Cl.**  
USPC ..... **D2/829**

(58) **Field of Classification Search**  
USPC ..... D2/731, 749, 750, 751, 828, 829, 831,  
D2/839

CPC ..... A41D 1/02; A41D 1/04  
See application file for complete search history.

(56) **References Cited**

**U.S. PATENT DOCUMENTS**

650,656	A *	5/1900	Raabe	.....	A63B 21/0552	482/124
1,402,179	A *	1/1922	Piscitelli	.....	A63B 21/0004	482/124
D273,910	S	5/1984	Teeny			
D274,194	S	6/1984	Rutty			
D279,520	S	7/1985	Brinson, Jr.			
4,601,067	A	7/1986	Buonassissi			
4,993,705	A	2/1991	Tolle			
D339,217	S	9/1993	McCue			
5,306,222	A *	4/1994	Wilkinson	.....	A63B 21/4035	482/124
D352,165	S	11/1994	Covertson			
D353,256	S	12/1994	VanZelf			
5,514,019	A	5/1996	Smith			
D382,092	S	8/1997	Daly			
5,792,034	A	8/1998	Kozlovsky			
5,820,533	A	10/1998	Goldman			
D409,697	S	5/1999	Ott			
D411,576	S	6/1999	Hames			

D423,761	S *	5/2000	Ng	.....	D2/829
D429,548	S	8/2000	Tilford		
D453,055	S	1/2002	Ode		
6,659,921	B2	12/2003	Vernon		
6,691,318	B1	2/2004	Davis		
D506,594	S	6/2005	Corris		
D510,793	S	10/2005	Peterson		
D516,777	S	3/2006	Beck		

(Continued)

**FOREIGN PATENT DOCUMENTS**

CA		2999454	A1 *	6/2018	.....	A41D 27/20
DE		202016002269	U1 *	6/2016	.....	G08B 5/00

*Primary Examiner* — R. Johnson

(74) *Attorney, Agent, or Firm* — QuickPatents, LLC;  
Kevin Prince

(57) **CLAIM**

The ornamental design for a resistance band exercise vest, as shown and described.

**DESCRIPTION**

FIG. 1 is a side perspective view of a resistance band exercise vest, showing my new design as used by a person with resistance exercise bands;

FIG. 2 is an enlarged front perspective view thereof;

FIG. 3 is a rear perspective view of FIG. 2;

FIG. 4 is a front elevational view of FIG. 2;

FIG. 5 is a rear elevational view of FIG. 2;

FIG. 6 is a left-side elevational view of FIG. 2;

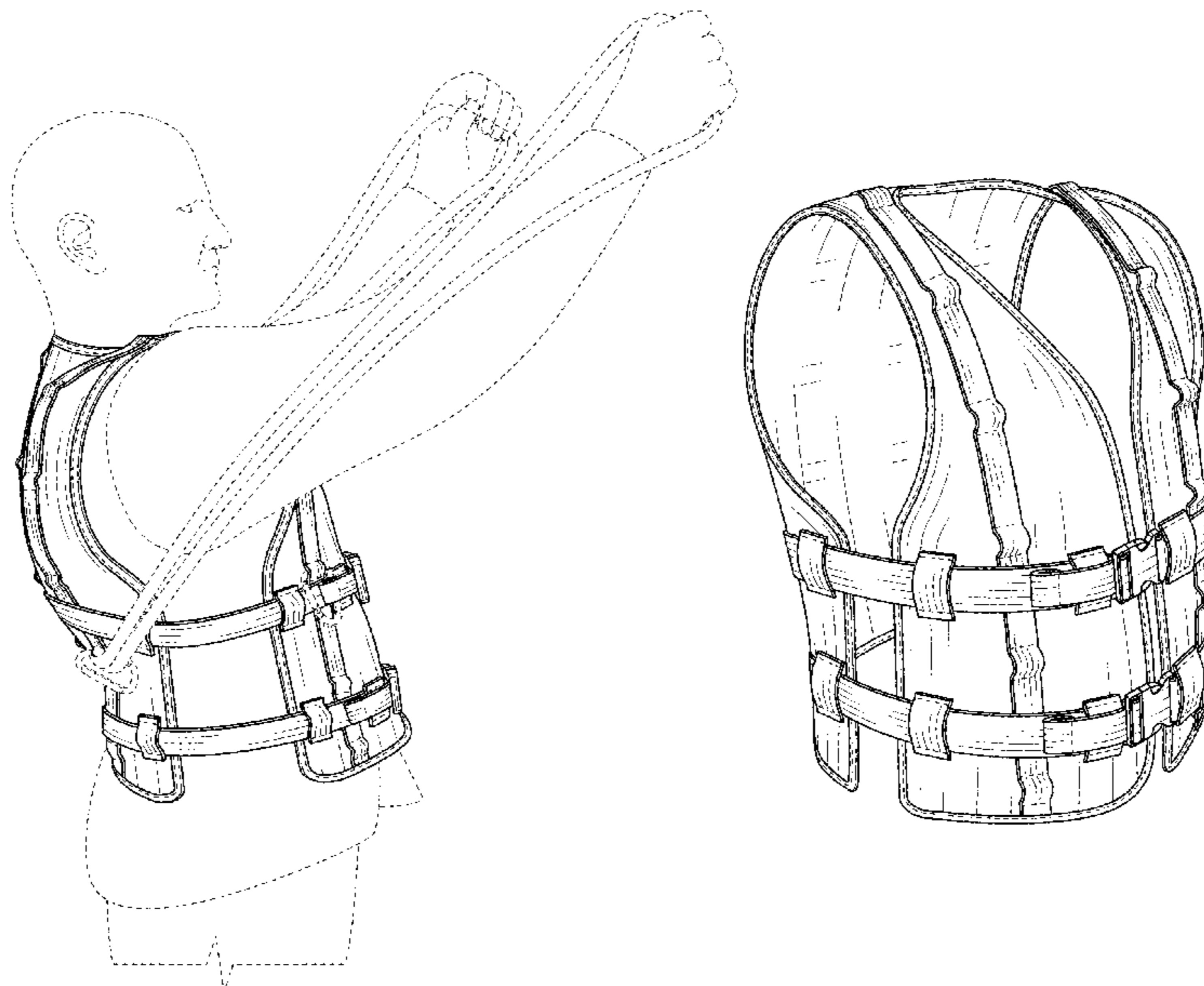
FIG. 7 is a right-side elevational view of FIG. 2;

FIG. 8 is a top plan view of FIG. 2; and,

FIG. 9 is a bottom plan view thereof.

The broken lines showing a person and resistance bands in FIG. 1 depict environmental matter and form no part of the claimed design. The remaining broken lines represent stitching, and are part of the claimed design.

**1 Claim, 8 Drawing Sheets**



(56)

References Cited

U.S. PATENT DOCUMENTS

7,153,246 B2	12/2006	Koscielny	9,578,909 B2	2/2017	Daniels	
D536,860 S	2/2007	Hoey	D802,885 S	11/2017	DeWeever	
7,325,254 B1	2/2008	Edgar	D803,957 S *	11/2017	Stocking, Sr. ....	D21/683
D594,633 S	6/2009	Floyd	D807,617 S	1/2018	Djesevic	
D601,780 S	10/2009	Young	10,195,475 B2	2/2019	Schreiber	
D602,678 S	10/2009	Foley	10,231,493 B1	3/2019	Sarantos	
7,707,652 B2	5/2010	Senegal	10,286,249 B1	5/2019	Sibhatu	
7,854,694 B1	12/2010	Frunzi	10,420,443 B2	9/2019	St. John	
D641,960 S	7/2011	Goff	D864,528 S *	10/2019	Lynch .....	D2/828
D658,852 S	5/2012	McCoy	D877,459 S	3/2020	Chase	
D683,933 S	6/2013	Robbins	D889,779 S	7/2020	Green	
D699,418 S	2/2014	Moreno	D902,337 S	11/2020	Fornaro	
D707,017 S	6/2014	Wolf	10,857,409 B2	12/2020	Schreiber	
8,968,166 B2	3/2015	Cranke	2003/0125170 A1	7/2003	Vernon	
D729,499 S	5/2015	Christenson	2007/0083975 A1	4/2007	Senegal	
D732,118 S	6/2015	Hamilton	2013/0333097 A1	12/2013	Cranke	
9,072,935 B2	7/2015	Ross	2017/0291058 A1	10/2017	Marji	
D769,392 S	10/2016	Guo	2018/0021624 A1	1/2018	Cordero	
			2020/0094098 A1 *	3/2020	Kelly .....	A63B 21/4007
			2021/0129956 A1 *	5/2021	Cohen .....	A41D 13/1245

\* cited by examiner

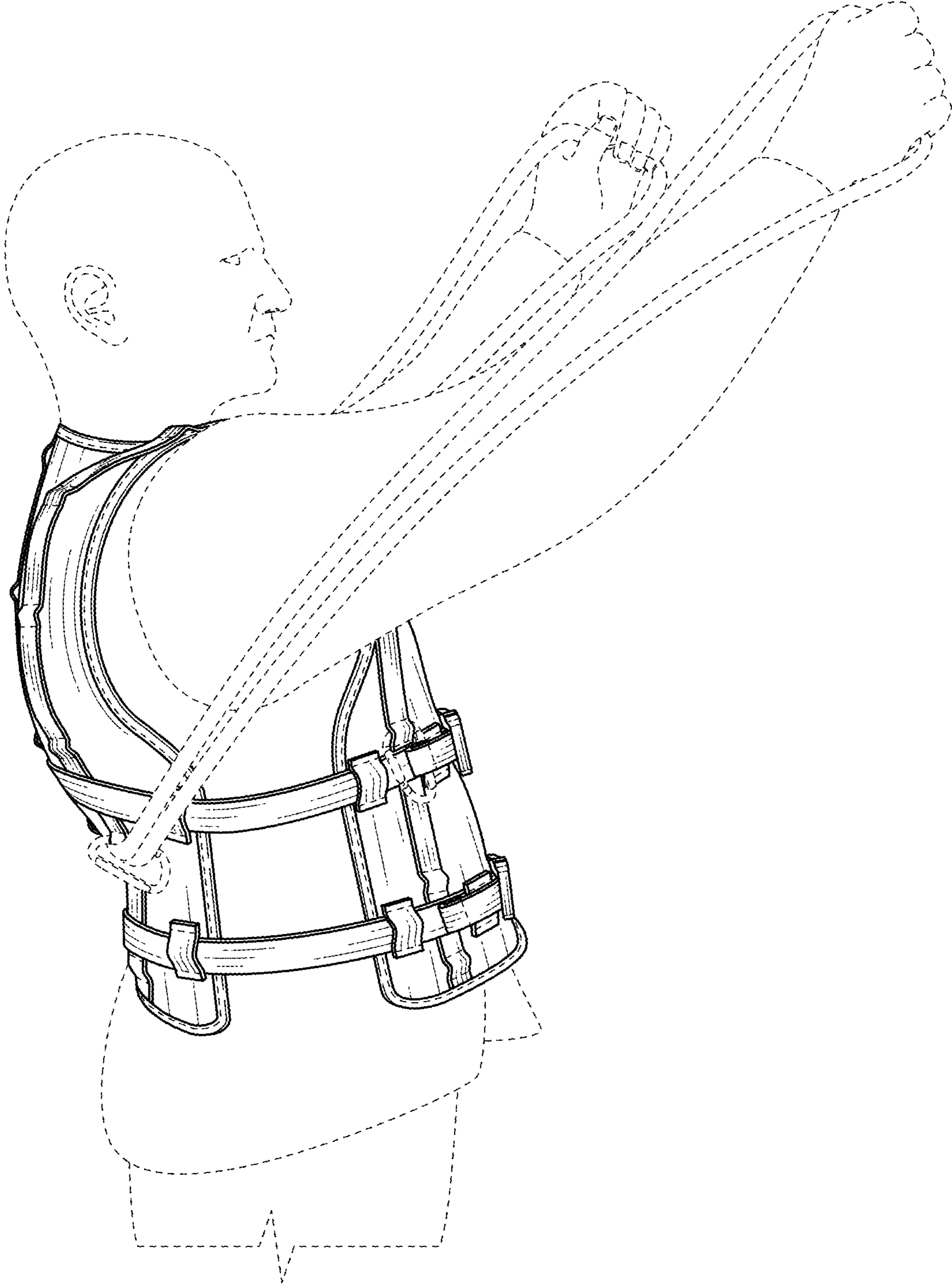


FIG. 1




FIG. 2




FIG. 3

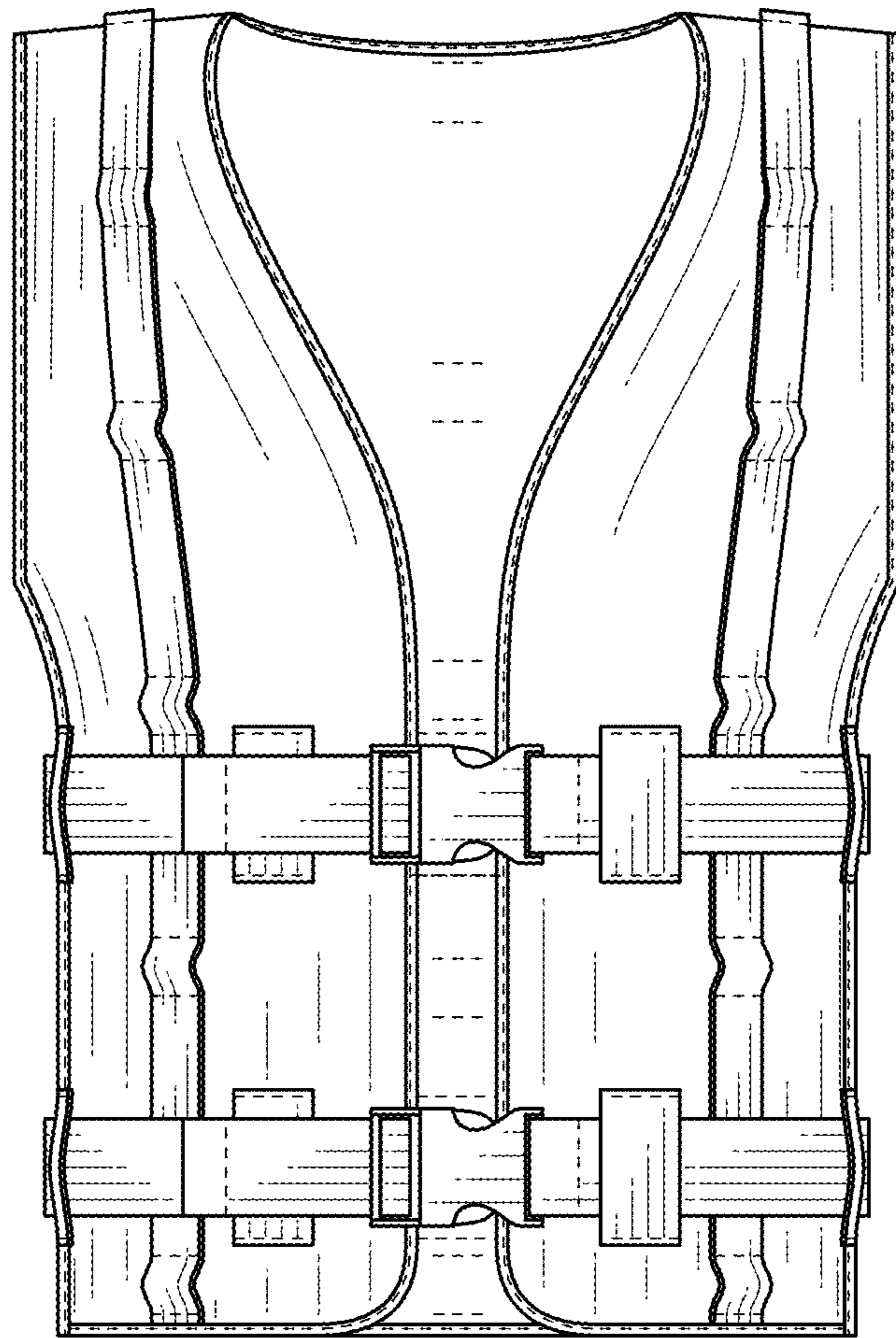


FIG. 4




FIG. 5

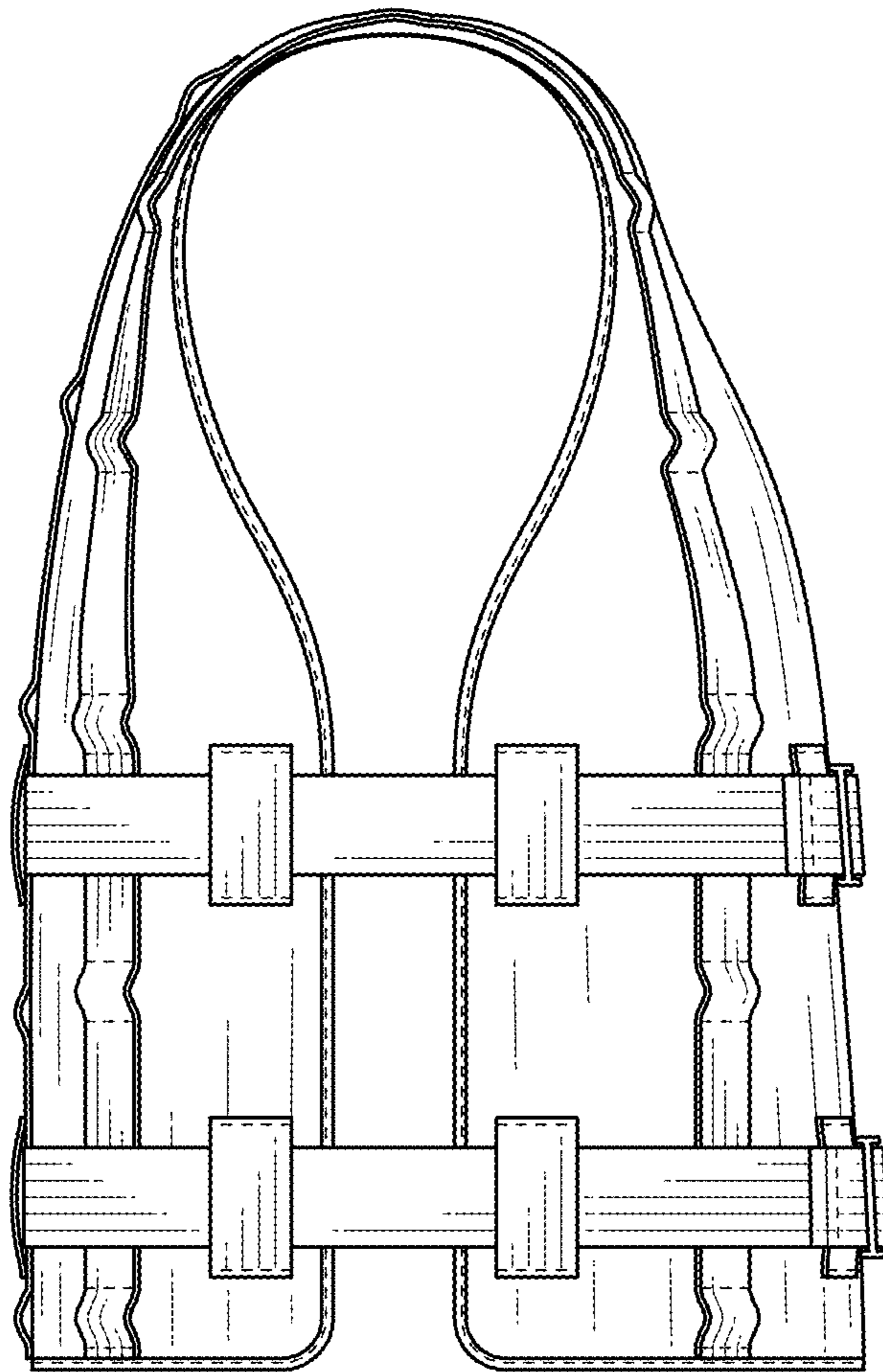


FIG. 6



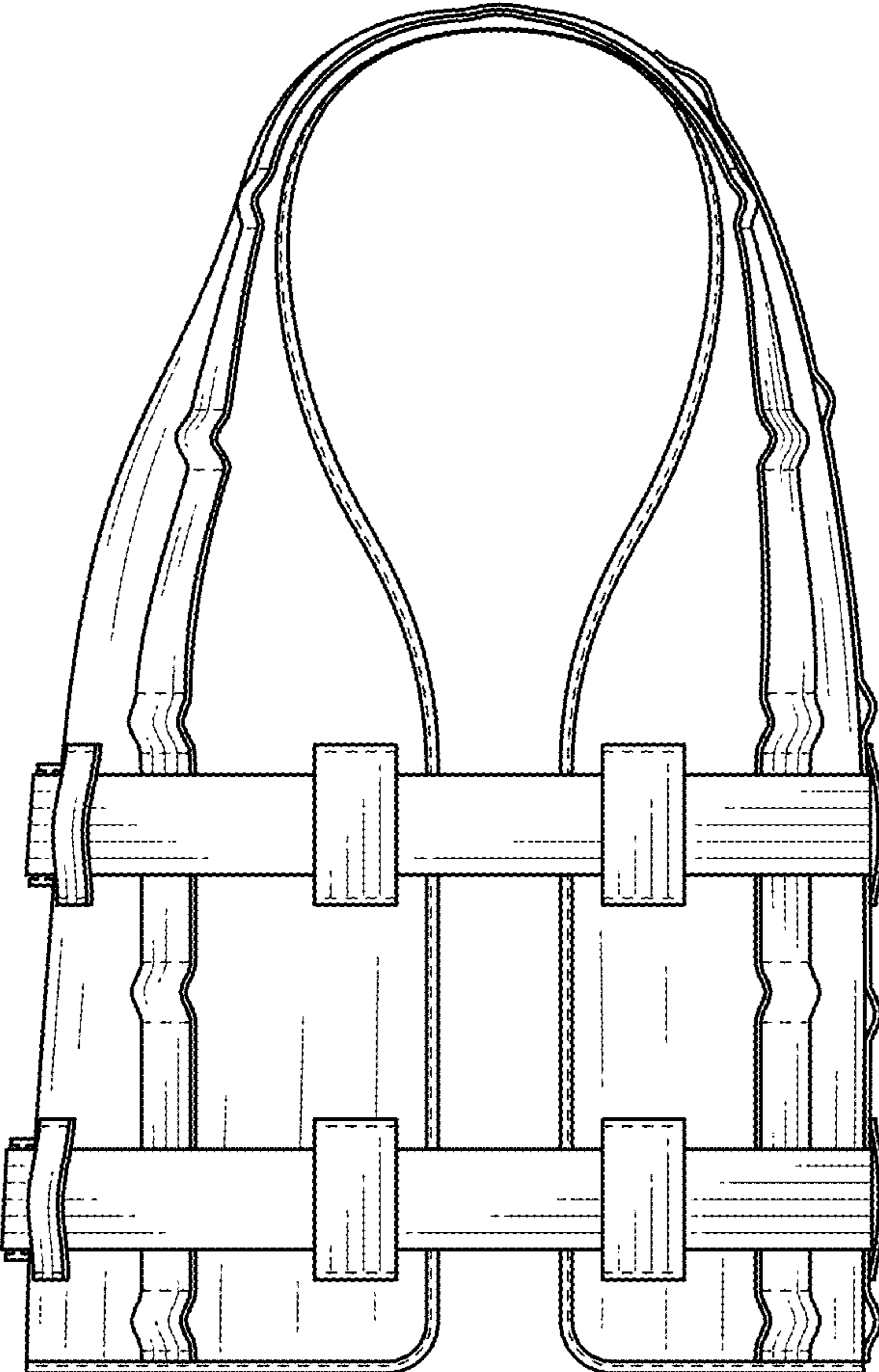


FIG. 7

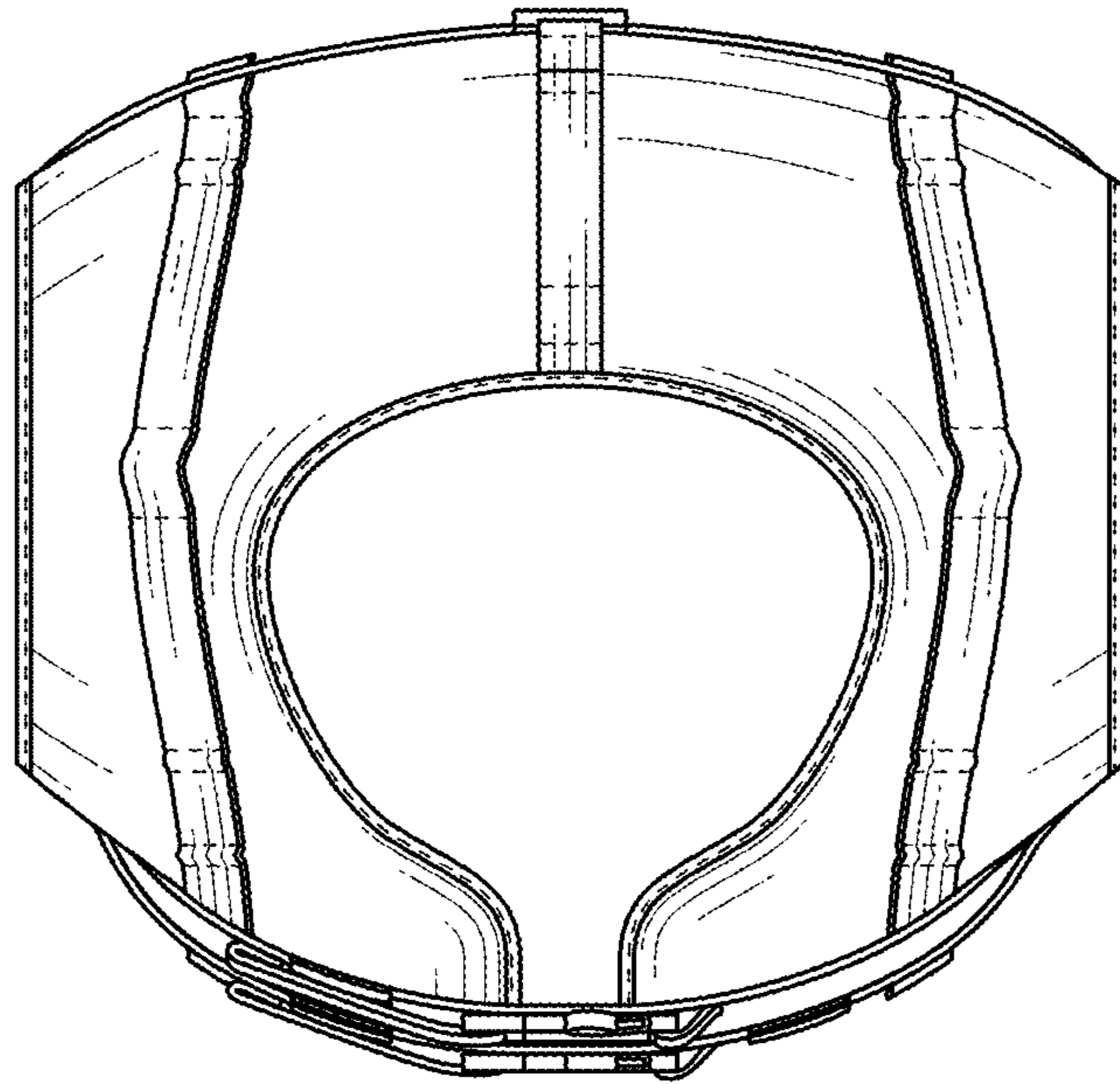


FIG. 8

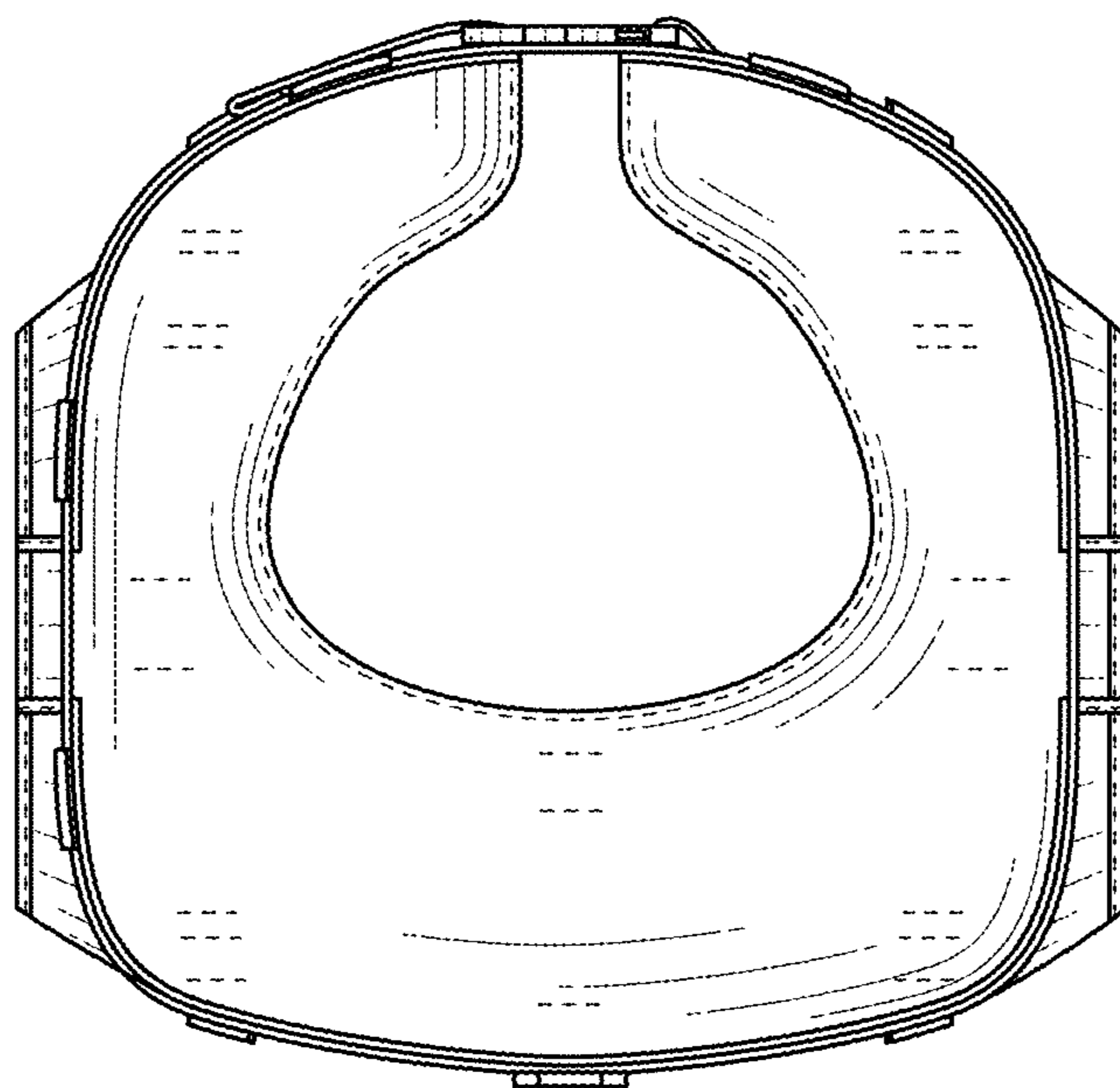


FIG. 9