



US00D933936S

(12) **United States Design Patent** (10) **Patent No.:** **US D933,936 S**
Sotitis et al. (45) **Date of Patent:** **** Oct. 26, 2021**

(54) **MEDICAL GARMENT**
(71) Applicant: **Juneo Pty Ltd**, Greystanes (AU)
(72) Inventors: **Jason Sotitis**, Greystanes (AU); **Yusuf Muklis**, Greenacre (AU)
(73) Assignee: **JUNEO PTY LTD**, Greystanes (AU)
(**) Term: **15 Years**

6,216,271 B1 * 4/2001 Chen A41D 13/1245
2/114
D457,289 S * 5/2002 Shorr D2/720
D495,468 S * 9/2004 Wheeler-Dickson D2/720
D563,627 S * 3/2008 Warren D2/720
D564,730 S * 3/2008 Farrell D2/720
D565,279 S * 4/2008 Farrell D2/720
D571,079 S * 6/2008 Gay D2/717
D574,126 S * 8/2008 McCray D2/720
D584,483 S * 1/2009 Glynn D2/720
D584,882 S * 1/2009 Trouillot D2/720

(Continued)

(21) Appl. No.: **29/749,505**
(22) Filed: **Sep. 5, 2020**

Related U.S. Application Data

(62) Division of application No. 29/640,087, filed on Mar. 12, 2018, now Pat. No. Des. 897,068.

Foreign Application Priority Data

Sep. 12, 2017 (AU) 201715510
Sep. 12, 2017 (AU) 201715511
Mar. 8, 2018 (AU) 201811395

(51) **LOC (13) Cl.** **02-01**
(52) **U.S. Cl.**
USPC **D2/720**

(58) **Field of Classification Search**
USPC D2/720, 718, 717, 728, 739, 749-751,
D2/840-842, 847-850
CPC A41D 13/12; A41D 13/1209; A41D
13/1236; A41D 13/1245
See application file for complete search history.

(56) **References Cited**

U.S. PATENT DOCUMENTS

D336,968 S * 7/1993 Russano D2/720
D381,488 S * 7/1997 Small D2/718
5,878,437 A * 3/1999 Pater A41D 13/1236
2/69
5,991,923 A 11/1999 Maria

OTHER PUBLICATIONS

<https://ingawellbeing.com/>, 2018 INGA Wellbeing.
<https://www.bravegowns.com/>, 2018 Brave Gowns.

Primary Examiner — Michelle E. Wilson
Assistant Examiner — Clese Moore, Jr.
(74) *Attorney, Agent, or Firm* — Renaissance IP Law
Group, LLP; David A. Crowther

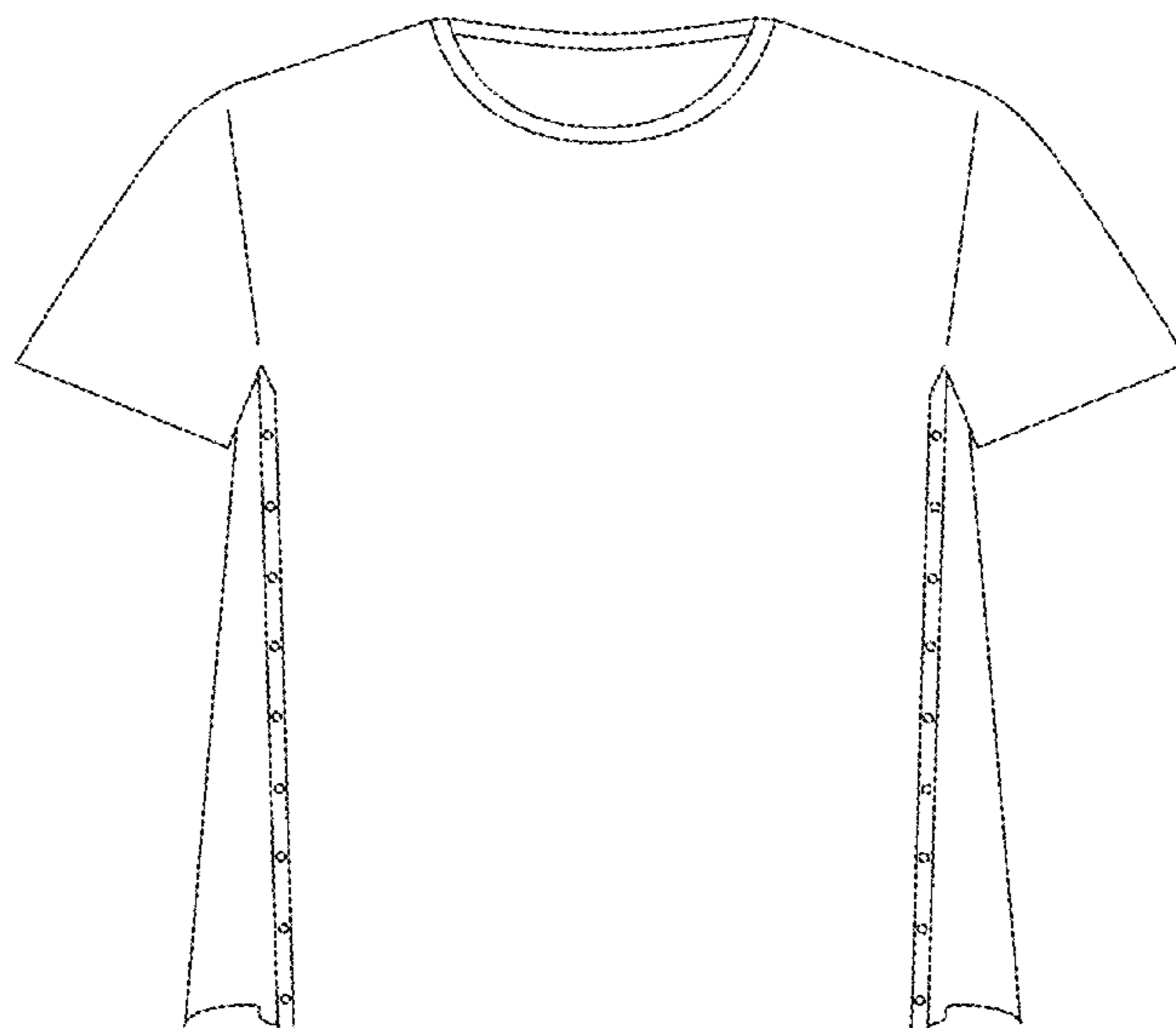
(57) **CLAIM**

The ornamental design for a medical garment, as shown and described.

DESCRIPTION

FIG. 1 is a front view of a medical garment having a cape;
FIG. 2 is a left side elevation view of the medical garment
of FIG. 1;
FIG. 3 is a right side elevation view of the medical garment
of FIG. 1;
FIG. 4 is a rear view of the medical garment of FIG. 1;
FIG. 5 is a top view of the medical garment of FIG. 1 in an
open configuration;
FIG. 6 is a bottom view of the medical garment of FIG. 1 in
the open configuration; and,
FIG. 7 is a front view of the medical garment of FIG. 1 with
the cape located at the front.

1 Claim, 7 Drawing Sheets



(56)

References Cited

U.S. PATENT DOCUMENTS

D604,477	S *	11/2009	Stafstrom	D2/720
D635,739	S *	4/2011	Toms	D2/720
D647,688	S *	11/2011	Hilgart	D2/720
D721,869	S *	2/2015	Bernier	D2/720
D722,743	S *	2/2015	Nice	D2/717
D781,528	S *	3/2017	Kennedy	D2/739
D796,781	S *	9/2017	Calucci	D2/720
D897,068	S *	9/2020	Sotitis	D2/720
2008/0184455	A1 *	8/2008	Blume	A41D 13/1281 2/114
2009/0100569	A1 *	4/2009	Butler	A41F 1/00 2/114
2010/0242150	A1 *	9/2010	Trouillot	A41D 13/1245 2/114
2015/0101102	A1 *	4/2015	Theodossiou	A41D 13/1245 2/114
2015/0157069	A1 *	6/2015	Hieber	A41D 13/1245 2/114

* cited by examiner

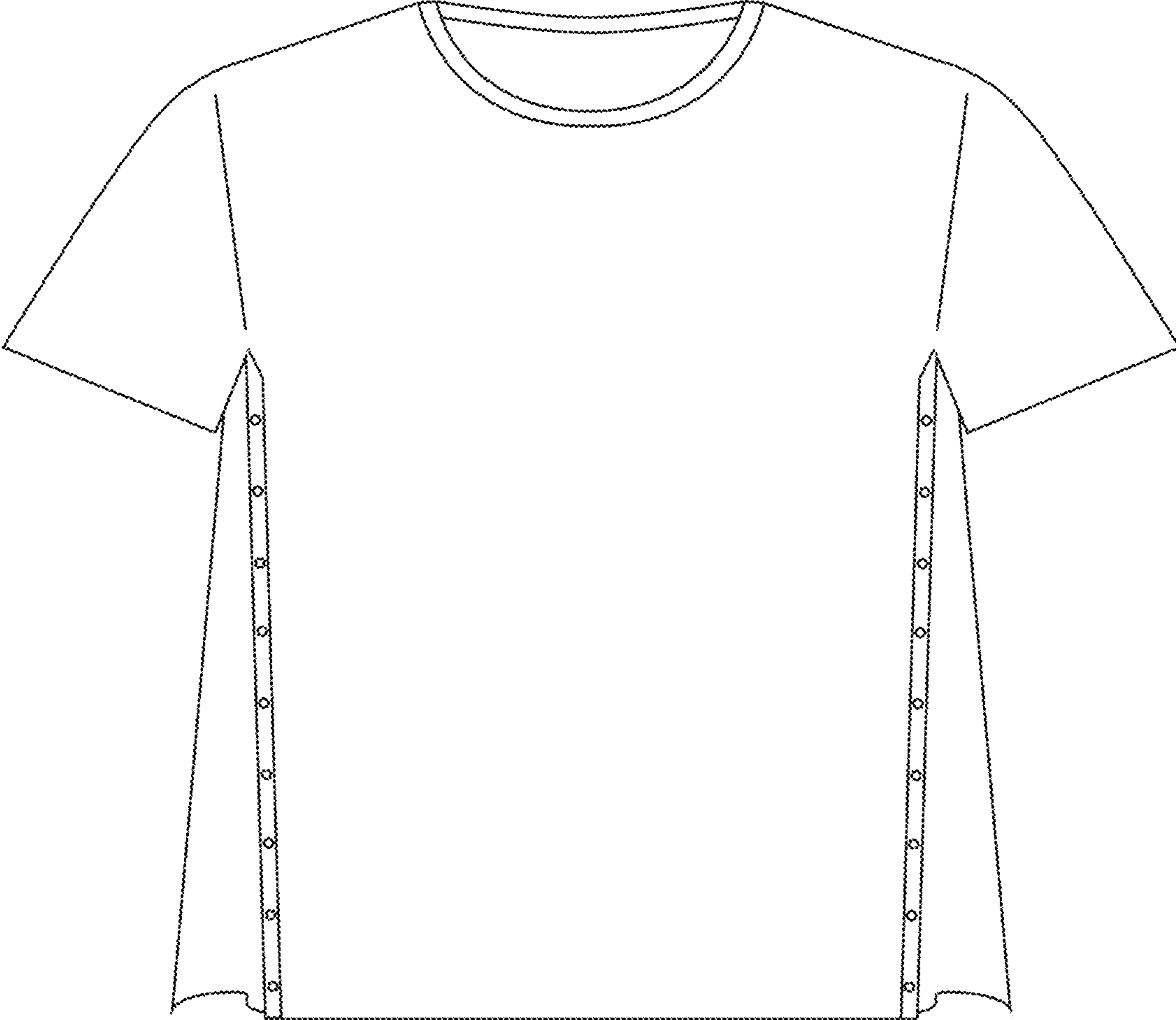


FIG. 1

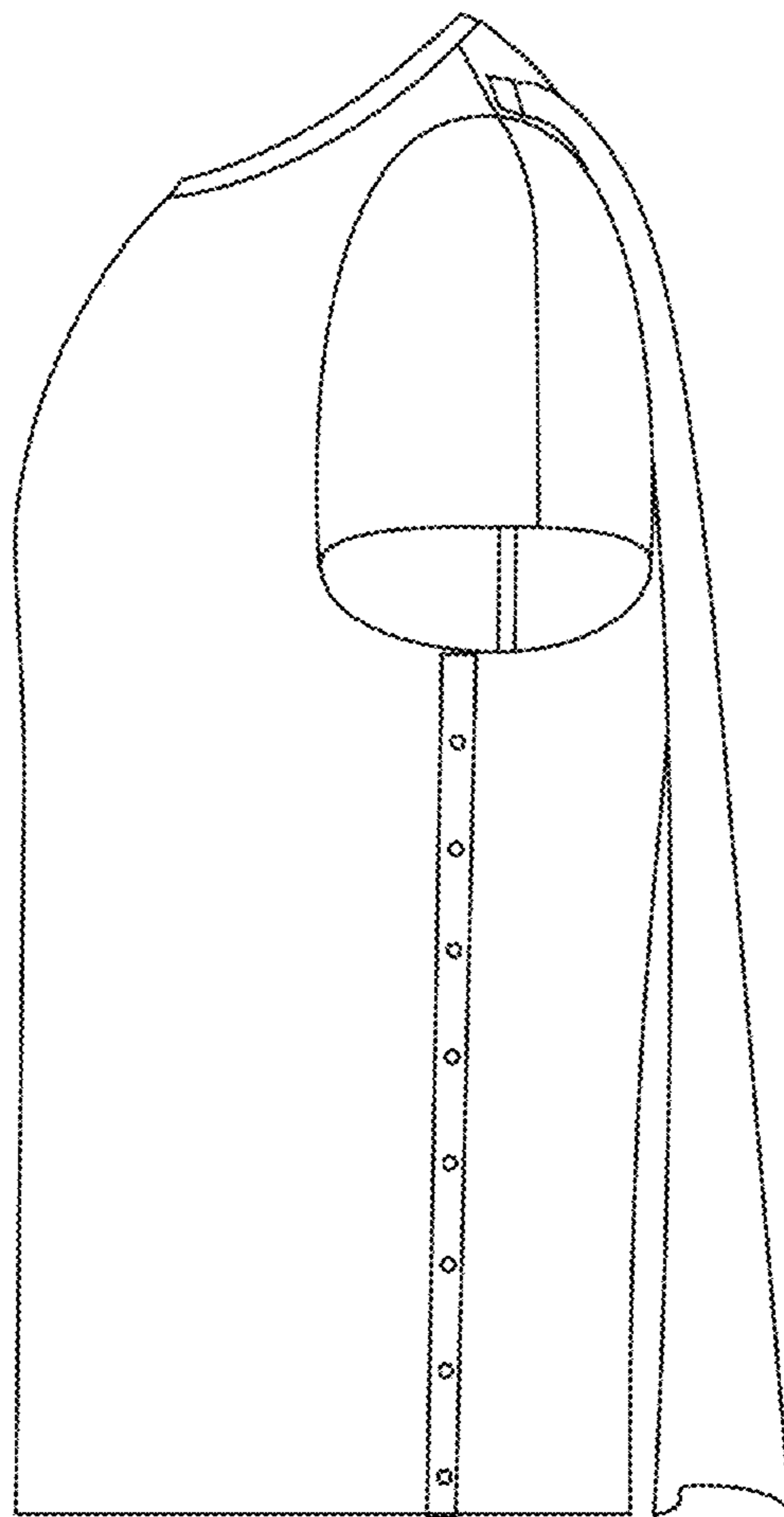


FIG. 2

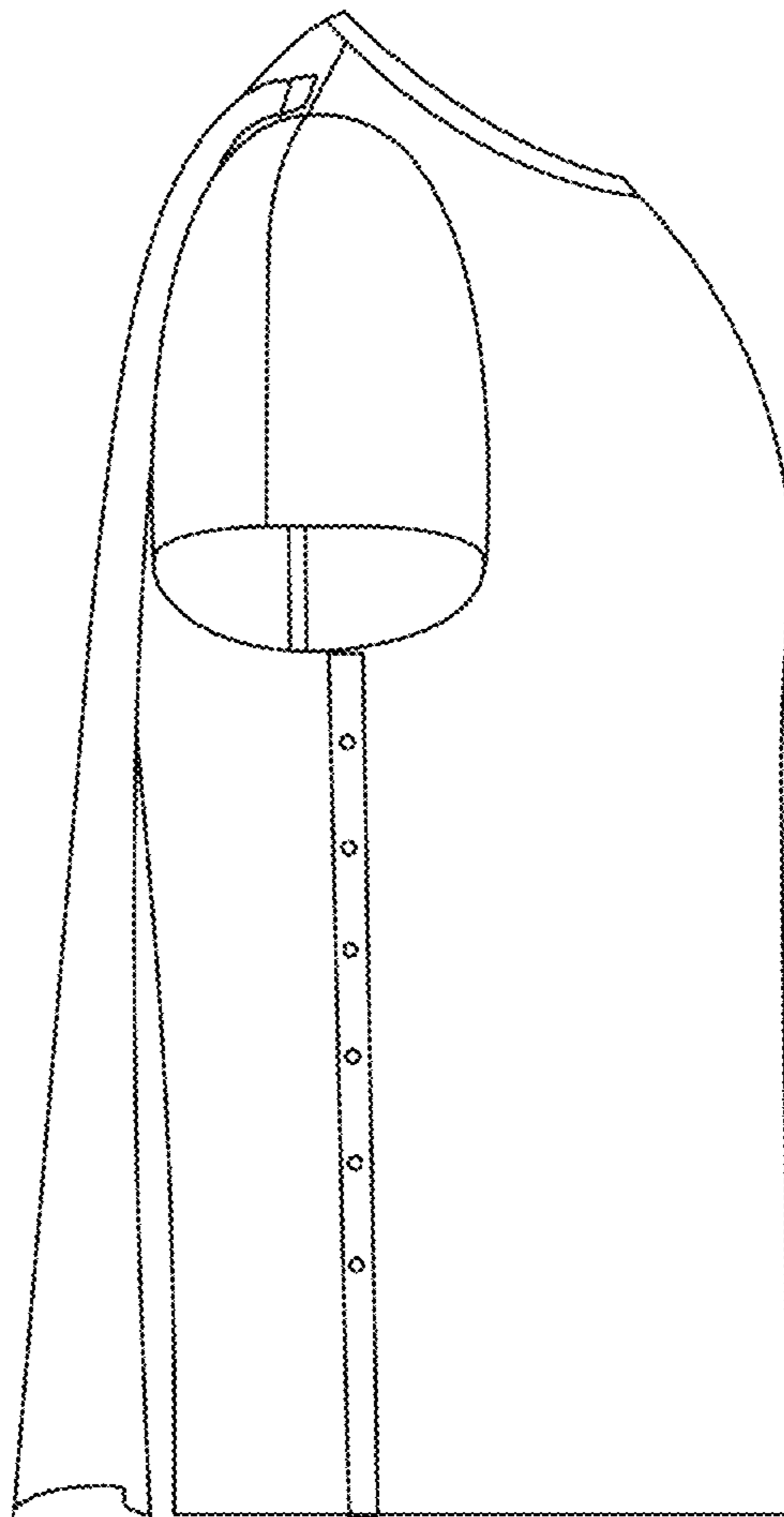


FIG. 3

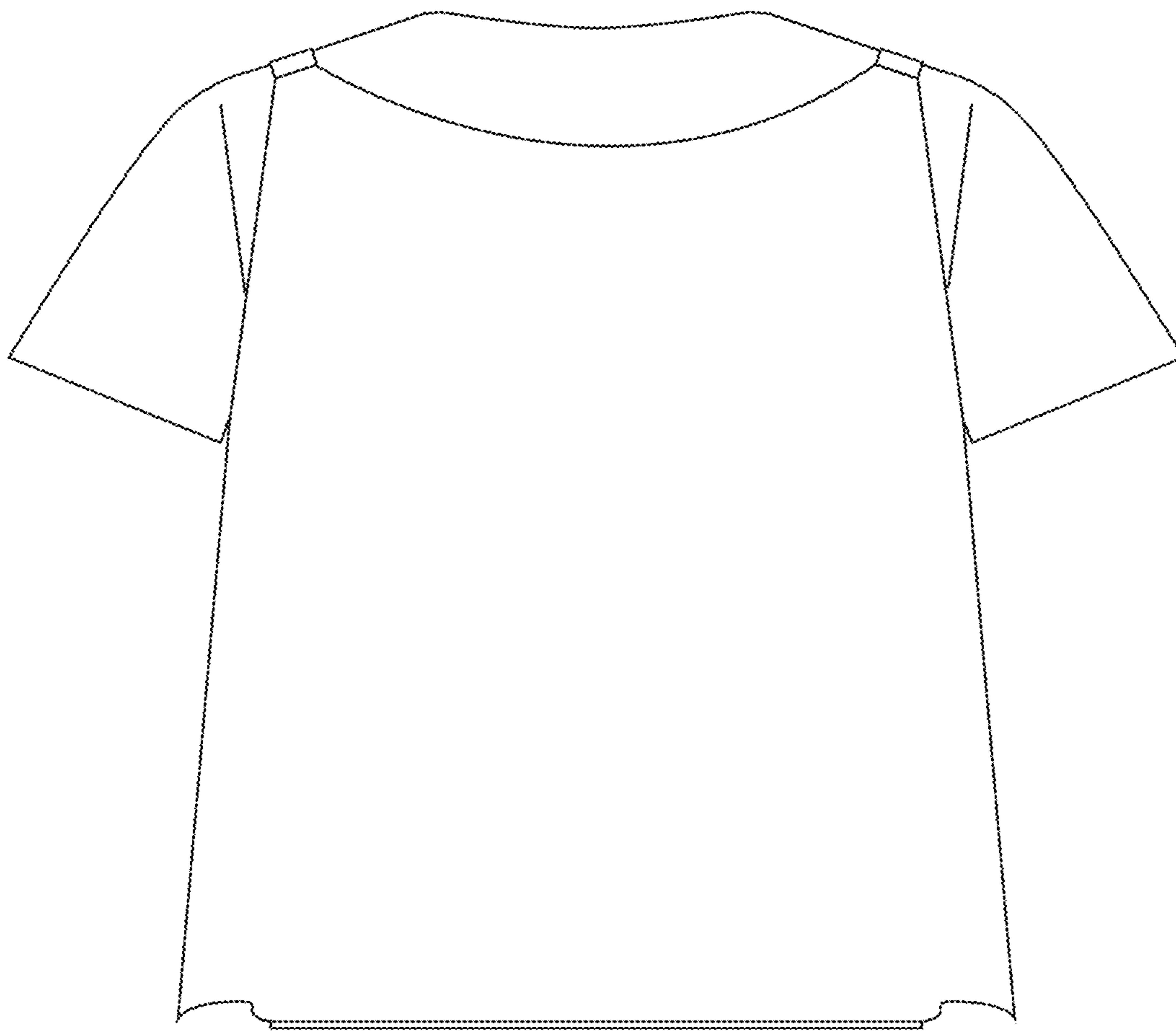


FIG. 4

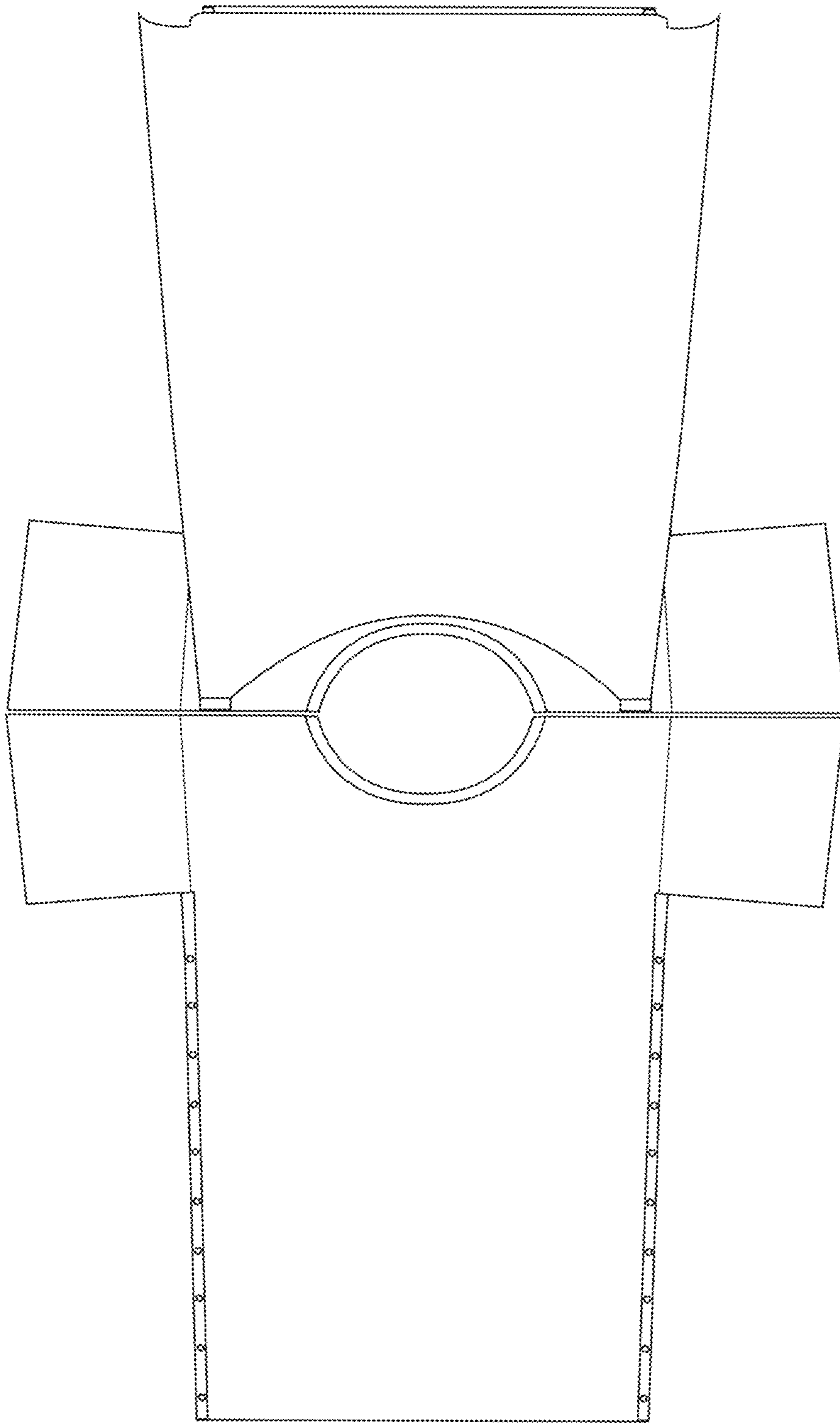


FIG. 5

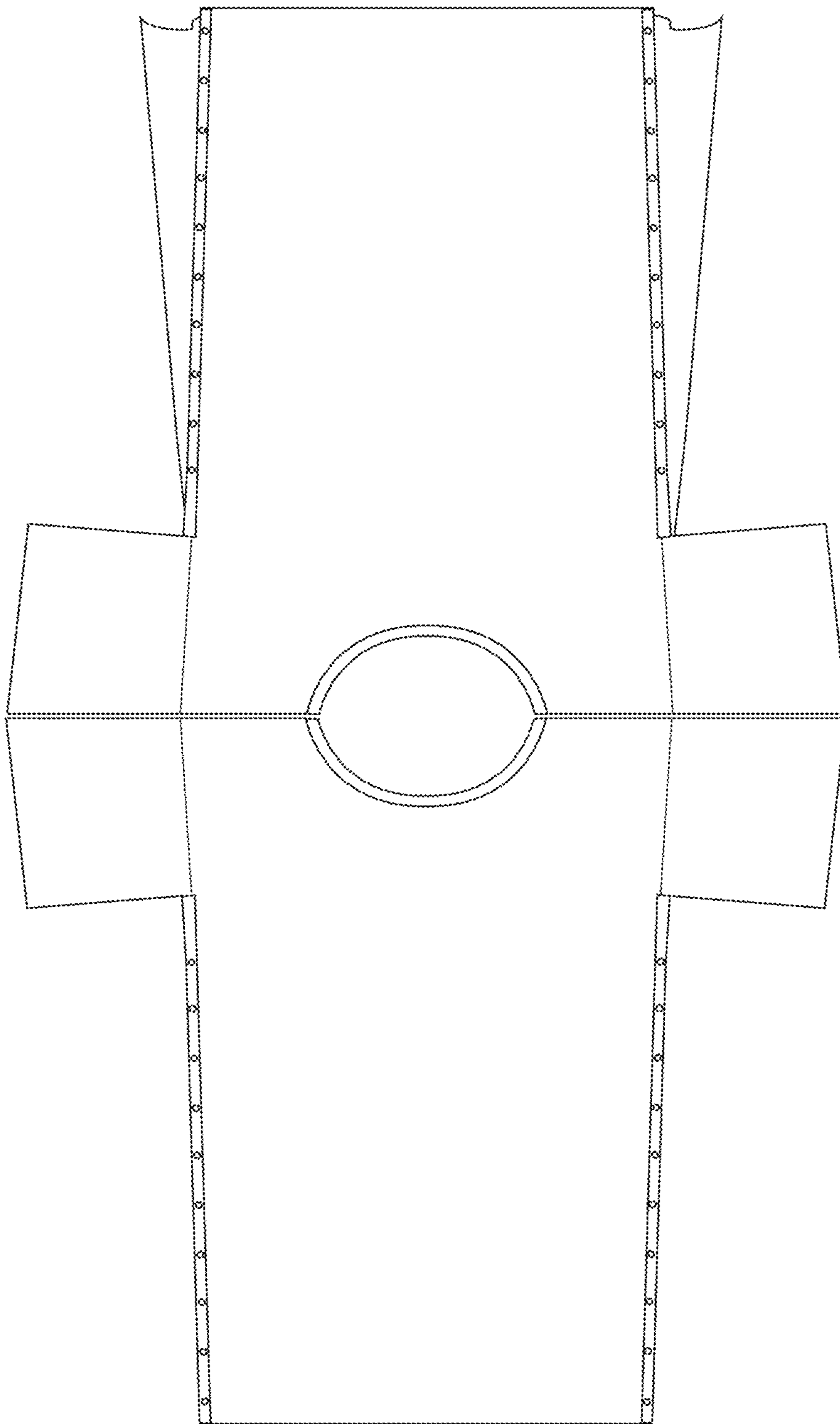


FIG. 6

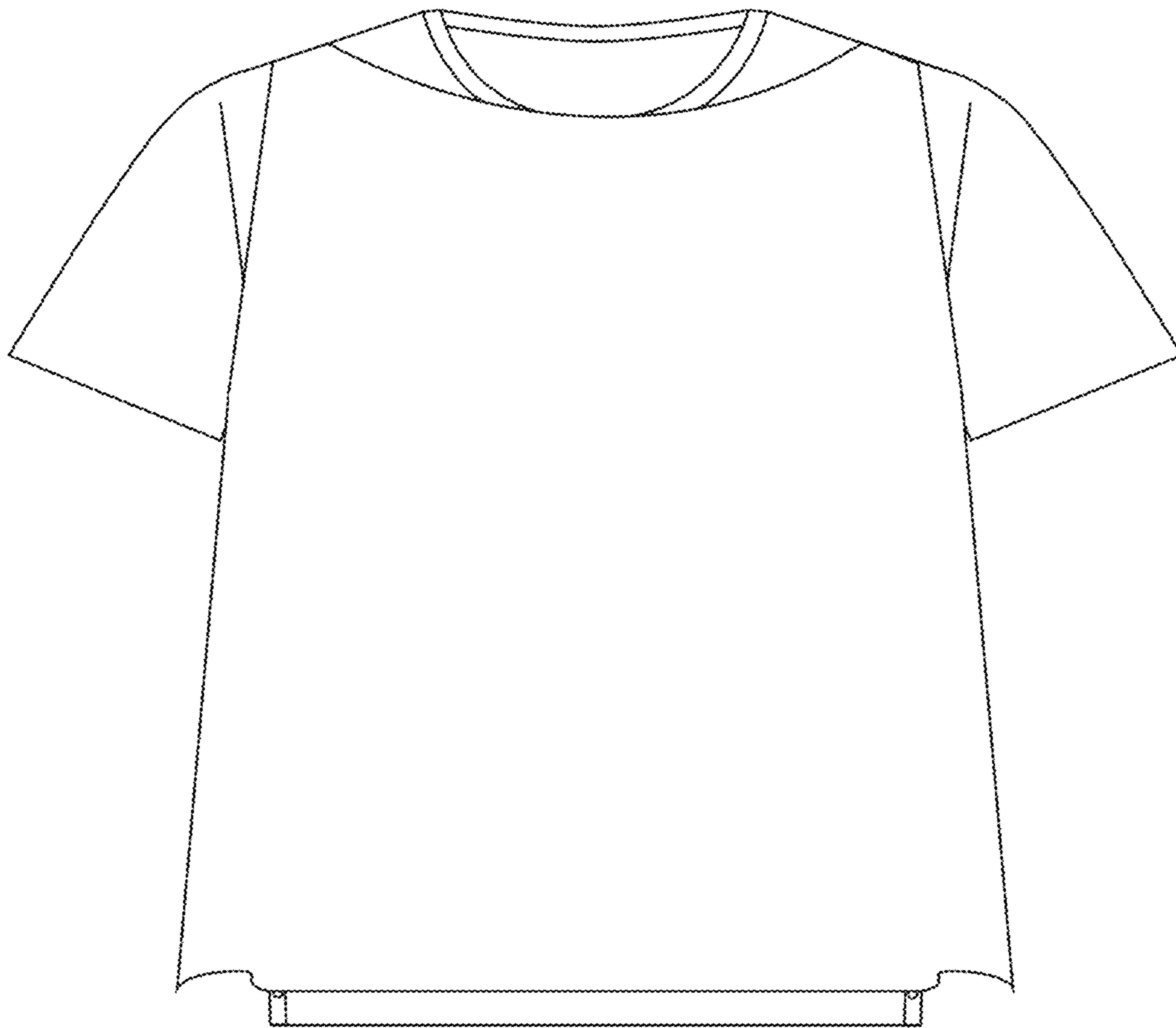


FIG. 7