



US00D933917S

(12) **United States Design Patent**  
**Bae et al.**

(10) **Patent No.:** **US D933,917 S**

(45) **Date of Patent:** **\*\* Oct. 19, 2021**

- (54) **WASHING MACHINE AGITATOR**
- (71) Applicant: **LG ELECTRONICS INC.**, Seoul (KR)
- (72) Inventors: **Jaeil Bae**, Seoul (KR); **Hoil Jeon**, Seoul (KR); **Youngsoo Ha**, Seoul (KR); **Kyungah Lee**, Seoul (KR); **Kyutae Park**, Seoul (KR)
- (73) Assignee: **LG ELECTRONICS INC.**, Seoul (KR)
- (\*\*) Term: **15 Years**

|              |         |           |       |        |
|--------------|---------|-----------|-------|--------|
| D205,044 S * | 6/1966  | Tichenor  | ..... | D32/26 |
| D209,009 S * | 10/1967 | Smith     | ..... | D32/26 |
| D217,388 S * | 4/1970  | Goodman   | ..... | D32/26 |
| D237,004 S * | 9/1975  | Blake     | ..... | D32/26 |
| D314,263 S * | 1/1991  | Mueller   | ..... | D32/26 |
| D357,561 S * | 4/1995  | Kropf     | ..... | D32/26 |
| D381,140 S * | 7/1997  | Pinkowski | ..... | D32/26 |
| D485,654 S * | 1/2004  | Clark     | ..... | D32/26 |
| D762,028 S * | 7/2016  | Rodrigues | ..... | D32/26 |

\* cited by examiner

*Primary Examiner* — Michelle E. Wilson

(74) *Attorney, Agent, or Firm* — Birch, Stewart, Kolasch & Birch, LLP

- (21) Appl. No.: **29/739,044**
- (22) Filed: **Jun. 22, 2020**
- (30) **Foreign Application Priority Data**  
Jan. 3, 2020 (KR) ..... 30-2020-0000299

- (51) **LOC (13) Cl.** ..... **15-05**
- (52) **U.S. Cl.**  
USPC ..... **D32/26**

- (58) **Field of Classification Search**  
USPC ..... D32/1, 5-6, 25-26  
CPC ..... D06F 39/12; D06F 13/00; D06F 13/02;  
D06F 13/04; D06F 13/06  
See application file for complete search history.

- (56) **References Cited**  
U.S. PATENT DOCUMENTS

|              |        |          |       |        |
|--------------|--------|----------|-------|--------|
| D105,517 S * | 8/1937 | Geldhof  | ..... | D32/26 |
| D196,194 S * | 9/1963 | Krolzick | ..... | D32/26 |

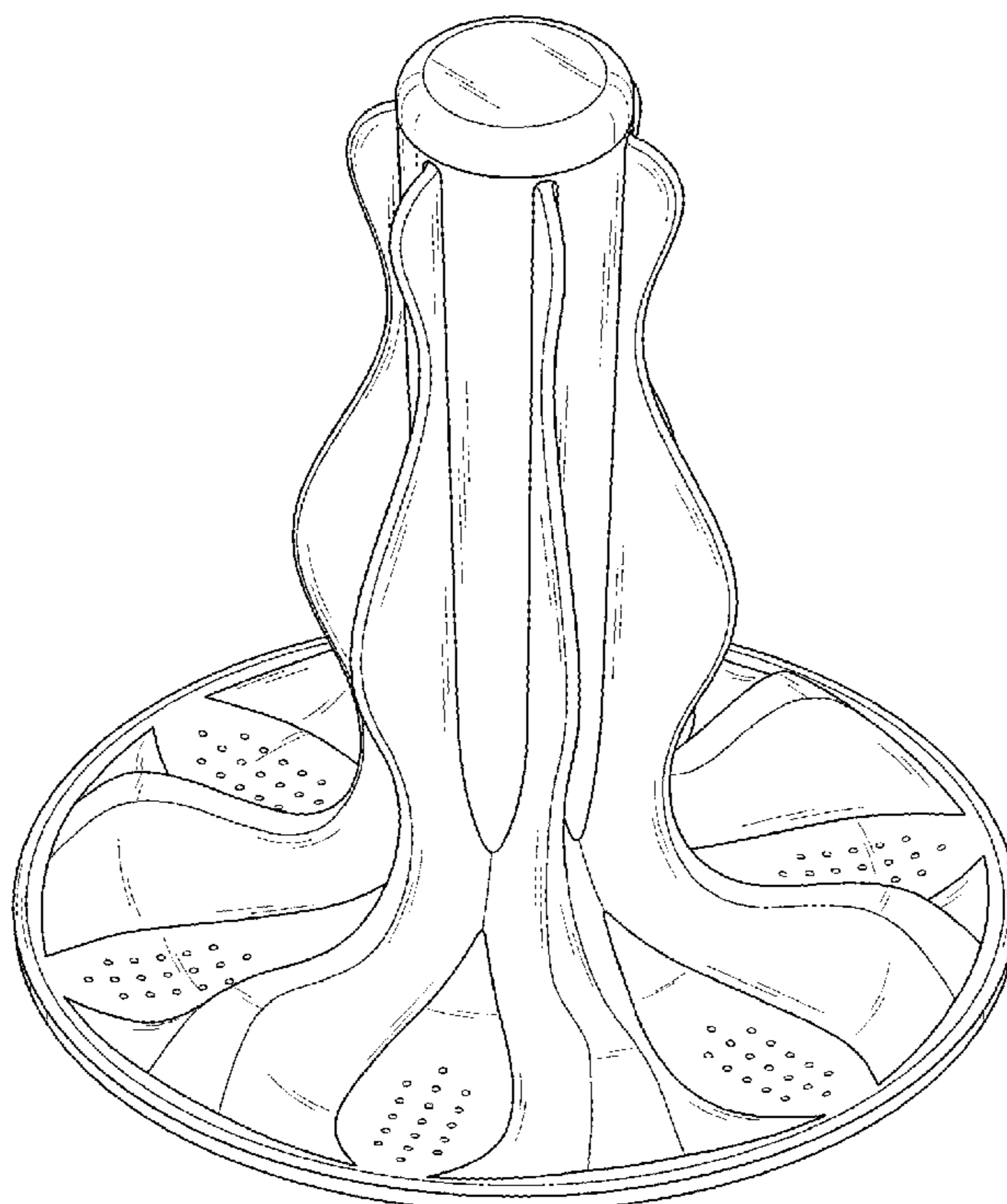
(57) **CLAIM**

We claim the ornamental design for a washing machine agitator, as shown and described.

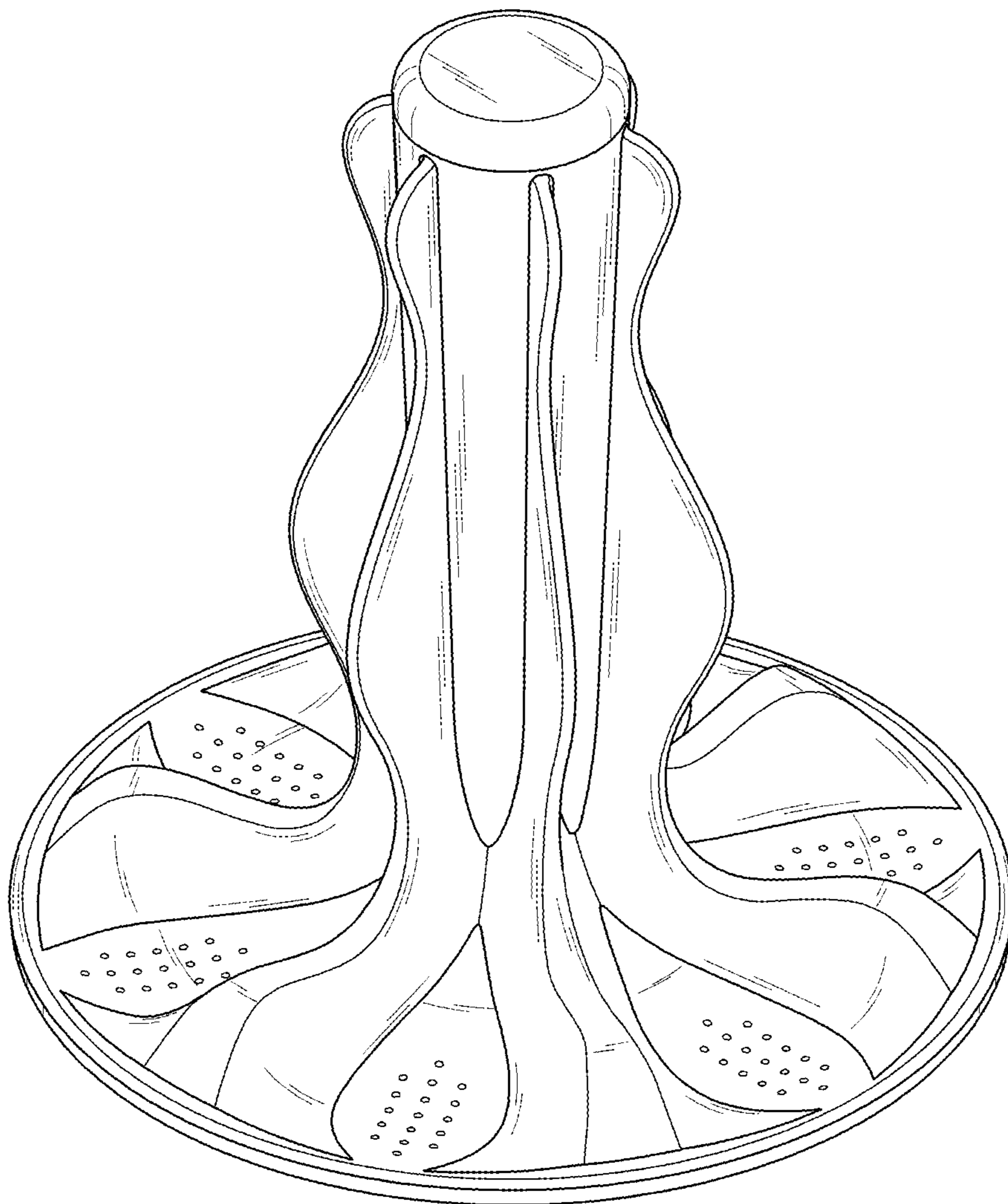
**DESCRIPTION**

FIG. 1 is a perspective view of a washing machine agitator showing our new design;  
FIG. 2 is a front elevation view thereof;  
FIG. 3 is a rear elevation view thereof;  
FIG. 4 is a left-side elevation view thereof;  
FIG. 5 is a right-side elevation view thereof;  
FIG. 6 is a top plan view thereof; and,  
FIG. 7 is a bottom plan view thereof.

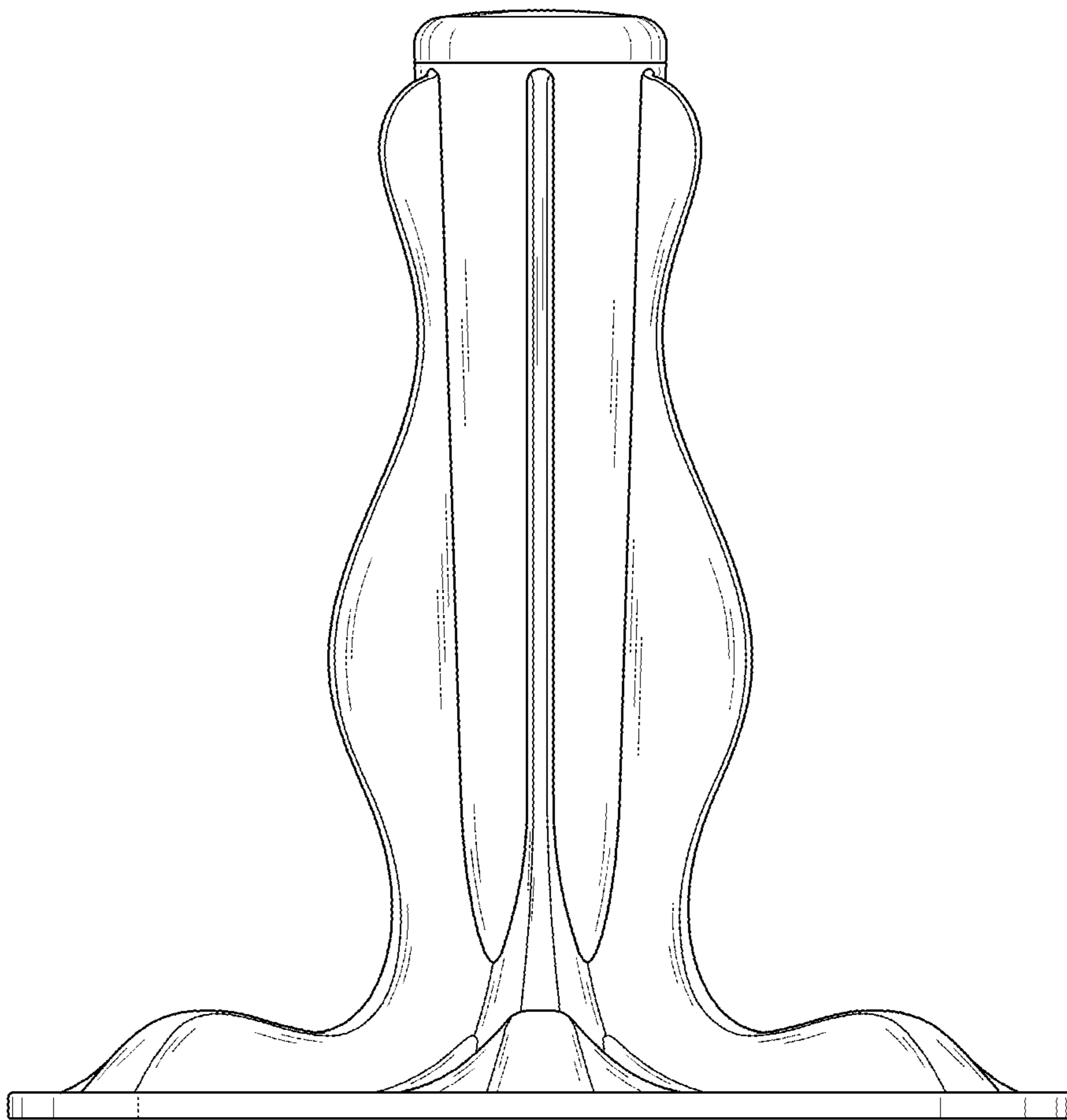
**1 Claim, 7 Drawing Sheets**



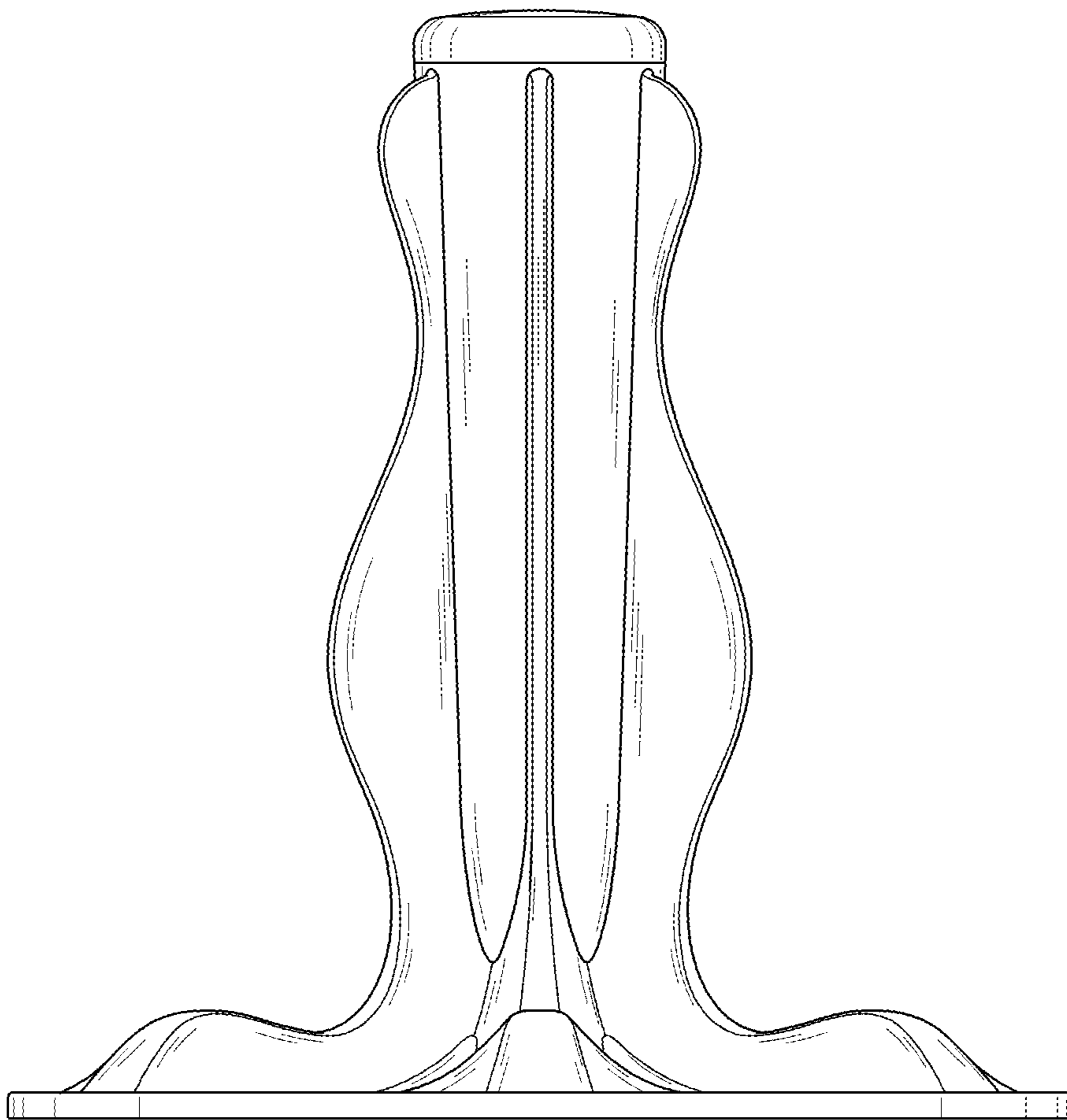
*FIG. 1*



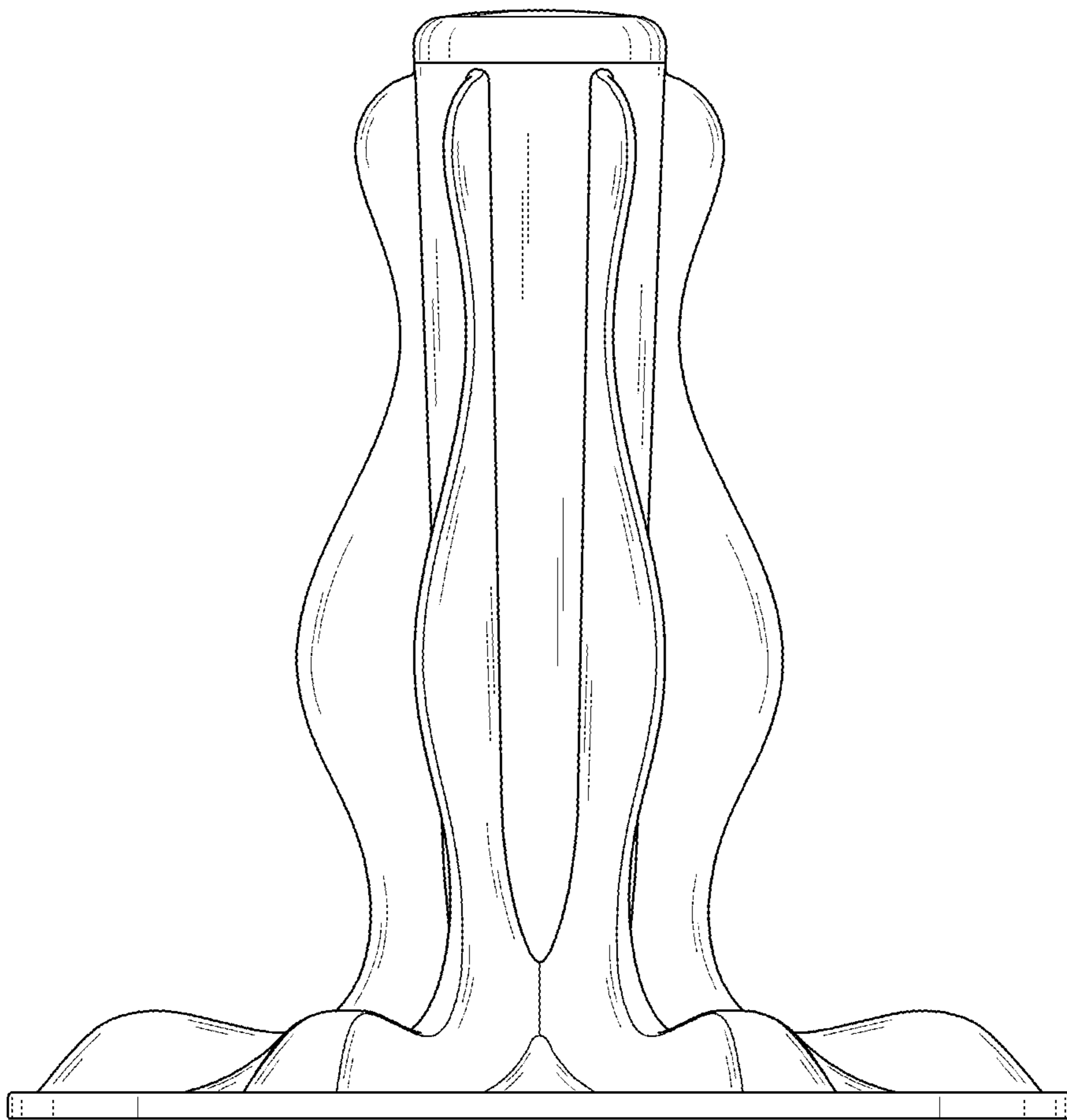
*FIG. 2*



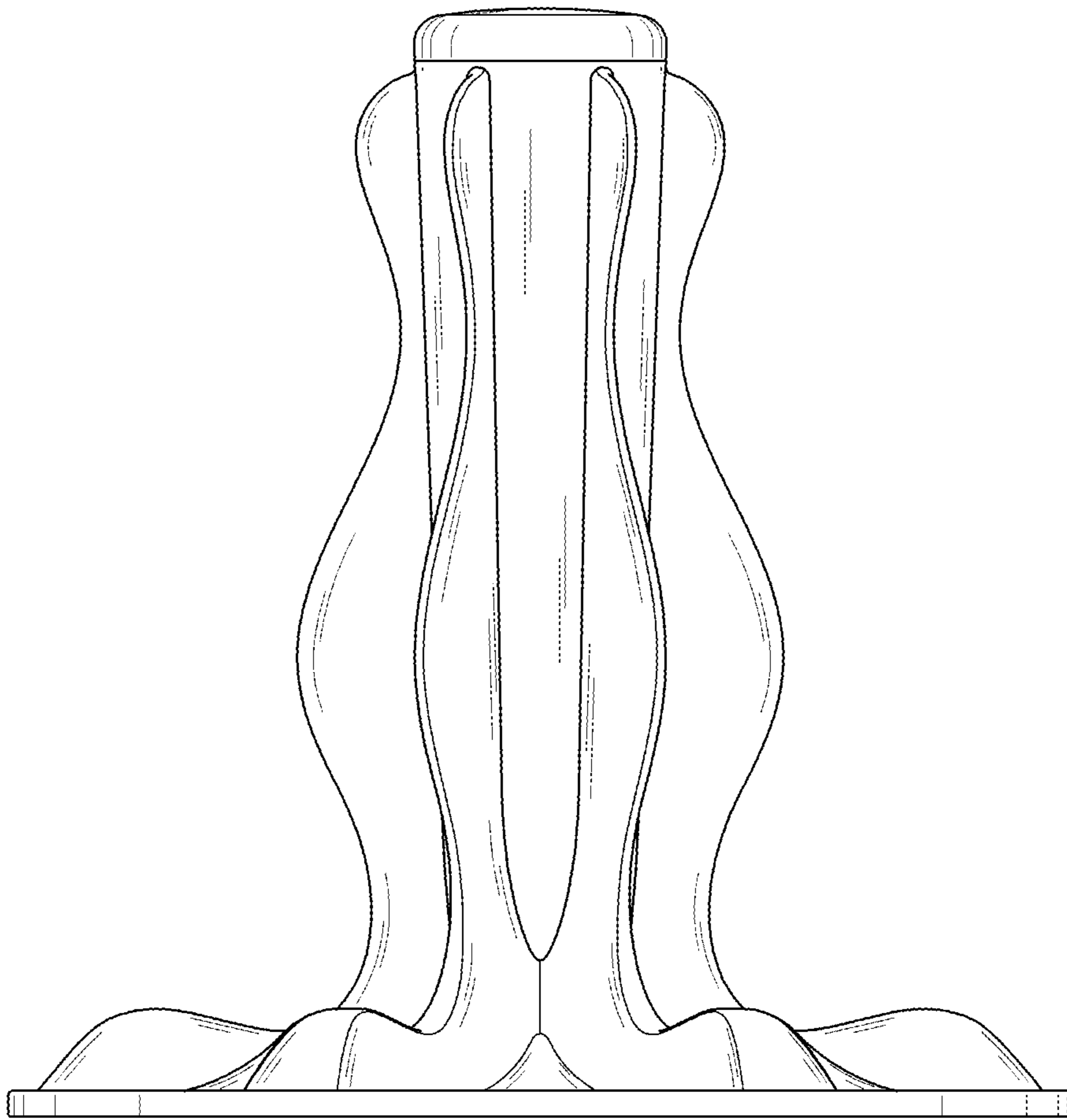
*FIG. 3*



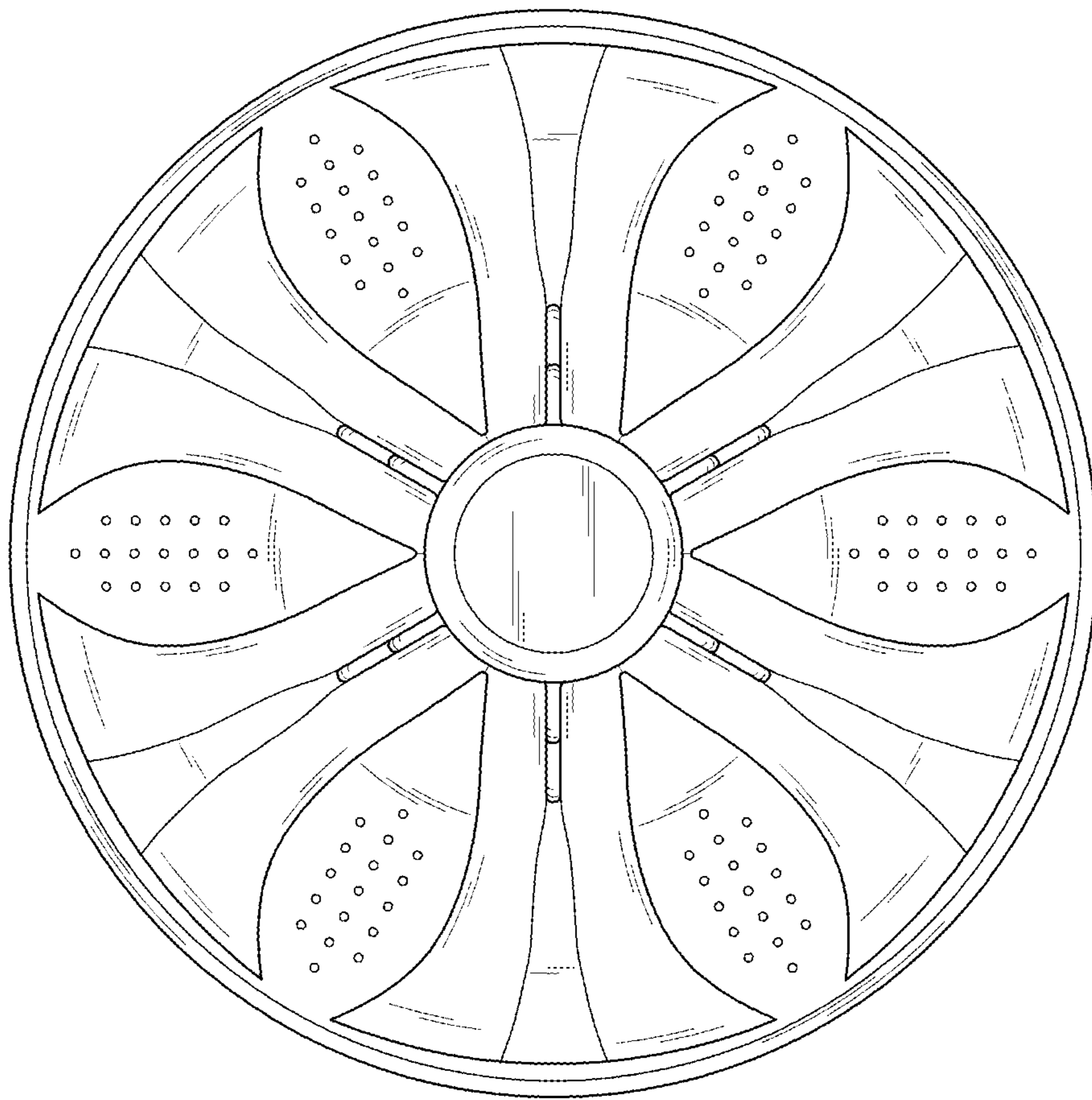
*FIG. 4*



*FIG. 5*



*FIG. 6*



*FIG. 7*

