

US00D933916S

(12) **United States Design Patent**
Bae et al.

(10) **Patent No.:** **US D933,916 S**

(45) **Date of Patent:** **** Oct. 19, 2021**

(54) **WASHING MACHINE AGITATOR**
(71) Applicant: **LG ELECTRONICS INC.**, Seoul (KR)
(72) Inventors: **Jaeil Bae**, Seoul (KR); **Hoil Jeon**, Seoul (KR); **Youngsoo Ha**, Seoul (KR); **Kyungah Lee**, Seoul (KR); **Kyutae Park**, Seoul (KR)

D205,044 S * 6/1966 Tichenor D32/26
D209,009 S * 10/1967 Smith D32/26
D217,388 S * 4/1970 Goodman D32/26
D237,004 S * 9/1975 Blake D32/26
D314,263 S * 1/1991 Mueller D32/26
D357,561 S * 4/1995 Kropf D32/26
D381,140 S * 7/1997 Pinkowski D32/26
D485,654 S * 1/2004 Clark D32/26
D762,028 S * 7/2016 Rodrigues D32/26

* cited by examiner

(73) Assignee: **LG ELECTRONICS INC.**, Seoul (KR)

Primary Examiner — Michelle E. Wilson

(**) Term: **15 Years**

(74) *Attorney, Agent, or Firm* — Birch, Stewart, Kolasch & Birch, LLP

(21) Appl. No.: **29/739,041**

(22) Filed: **Jun. 22, 2020**

(57) **CLAIM**

(30) **Foreign Application Priority Data**

We claim the ornamental design for a washing machine agitator, as shown and described.

Jan. 3, 2020 (KR) 30-2020-0000297

(51) **LOC (13) Cl.** **15-05**

(52) **U.S. Cl.**
USPC **D32/26**

DESCRIPTION

(58) **Field of Classification Search**
USPC D32/1, 5–6, 25–26
CPC D06F 39/12; D06F 13/00; D06F 13/02;
D06F 13/04; D06F 13/06
See application file for complete search history.

FIG. 1 is a perspective view of a washing machine agitator showing our new design;
FIG. 2 is a front elevation view thereof;
FIG. 3 is a rear elevation view thereof;
FIG. 4 is a left-side elevation view thereof;
FIG. 5 is a right-side elevation view thereof;
FIG. 6 is a top plan view thereof; and,
FIG. 7 is a bottom plan view thereof.

(56) **References Cited**

U.S. PATENT DOCUMENTS

1 Claim, 7 Drawing Sheets

D105,517 S * 8/1937 Geldhof D32/26
D196,194 S * 9/1963 Krolzick D32/26




FIG. 1



FIG. 2



FIG. 3

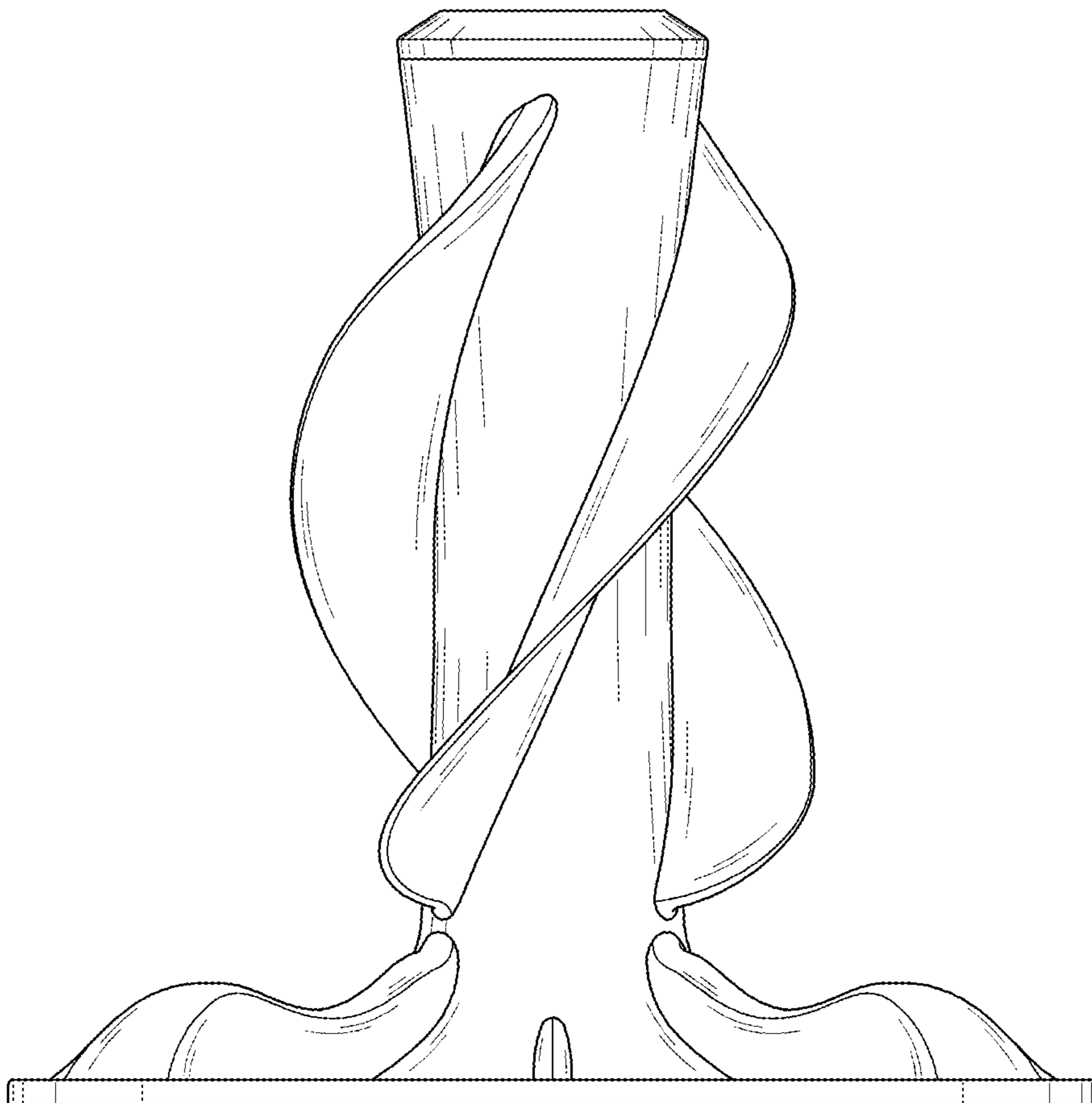


FIG. 4



FIG. 5



FIG. 6

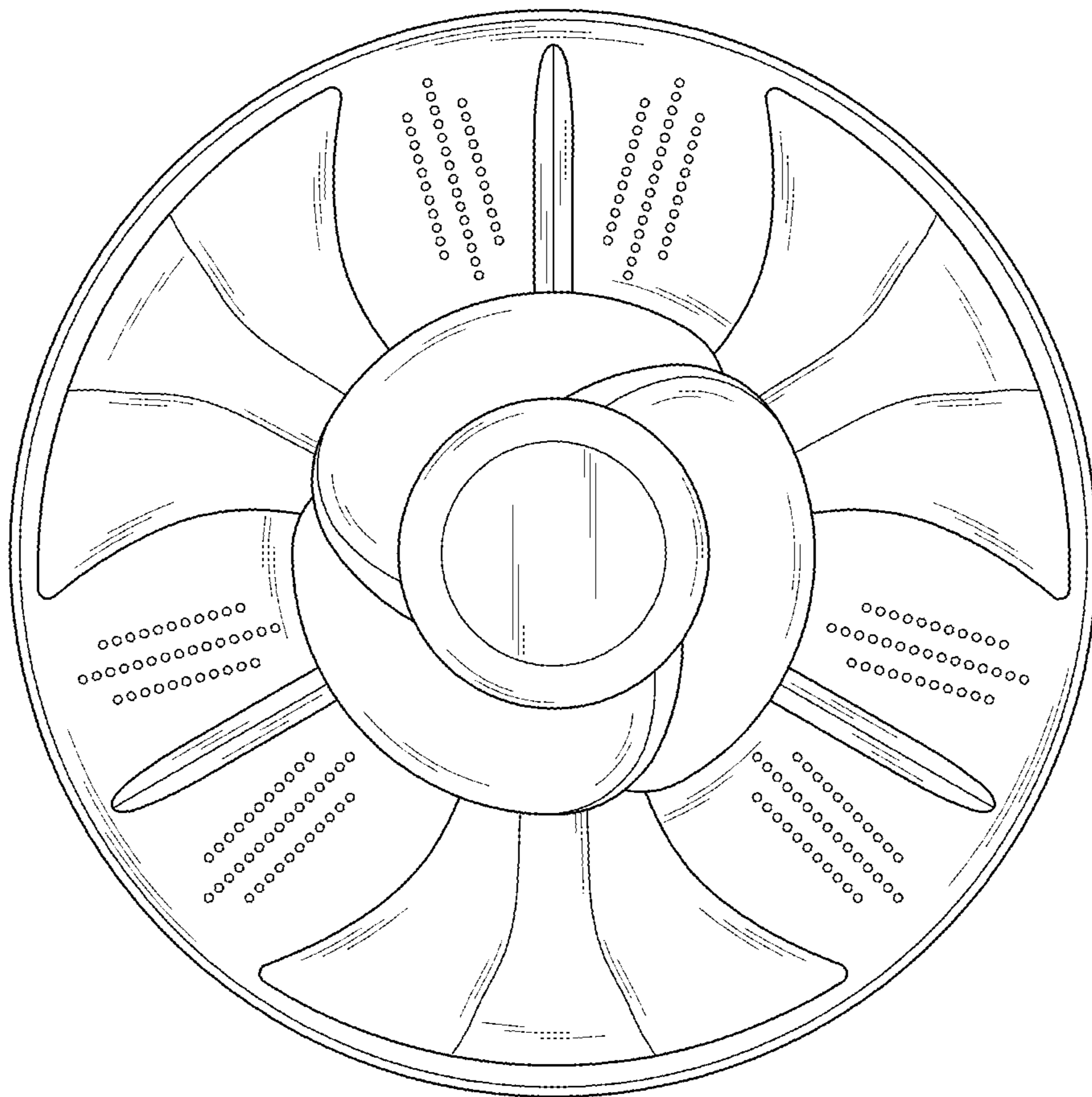


FIG. 7

