



US00D933912S

(12) **United States Design Patent** (10) **Patent No.:** **US D933,912 S**  
**Ezell** (45) **Date of Patent:** **\*\* Oct. 19, 2021**

(54) **TOILET CLEARING TOOL**  
(71) Applicant: **Curtis Ezell**, Greensboro, NC (US)  
(72) Inventor: **Curtis Ezell**, Greensboro, NC (US)  
(\*\*) Term: **15 Years**  
(21) Appl. No.: **29/719,669**

9,797,122 B2 \* 10/2017 Maalouf ..... E03D 9/00  
10,464,183 B2 \* 11/2019 Hintz ..... B24B 23/024  
D901,794 S \* 11/2020 Schutte ..... D32/14  
D911,639 S \* 2/2021 Hintz ..... D32/14  
2012/0204334 A1 8/2012 Floto  
2016/0325320 A1 \* 11/2016 Oberto ..... B08B 9/045  
2017/0232484 A1 \* 8/2017 Kehoe ..... B65H 75/364  
15/104.095  
2018/0030707 A1 2/2018 Murphy  
2019/0376271 A1 \* 12/2019 Null ..... E03C 1/302

(22) Filed: **Jan. 7, 2020**  
(51) **LOC (13) Cl.** ..... **15-05**  
(52) **U.S. Cl.**  
USPC ..... **D32/14**  
(58) **Field of Classification Search**  
USPC ..... D32/14  
CPC ..... E03D 9/00; E03C 1/302  
See application file for complete search history.

**FOREIGN PATENT DOCUMENTS**

KR 300511287.0000 \* 11/2008  
WO WO2016116913 7/2016

\* cited by examiner

*Primary Examiner* — John R Yeh

(56) **References Cited**  
U.S. PATENT DOCUMENTS

5,251,339 A \* 10/1993 Piskula ..... A47K 11/10  
15/104.32  
5,836,032 A 11/1998 Hondo  
6,094,765 A 8/2000 Askenase  
6,615,440 B1 \* 9/2003 Williams ..... B08B 9/045  
15/104.33  
6,779,202 B1 8/2004 Alldredge  
6,880,178 B2 \* 4/2005 Pino ..... E03D 9/00  
15/104.32  
7,194,773 B2 3/2007 Bixby  
7,810,176 B2 \* 10/2010 Turner ..... E03C 1/302  
4/255.01  
D657,099 S \* 4/2012 Zach ..... D32/14  
D659,918 S 5/2012 Zach  
D678,636 S \* 3/2013 Ervin-Watson ..... D32/32

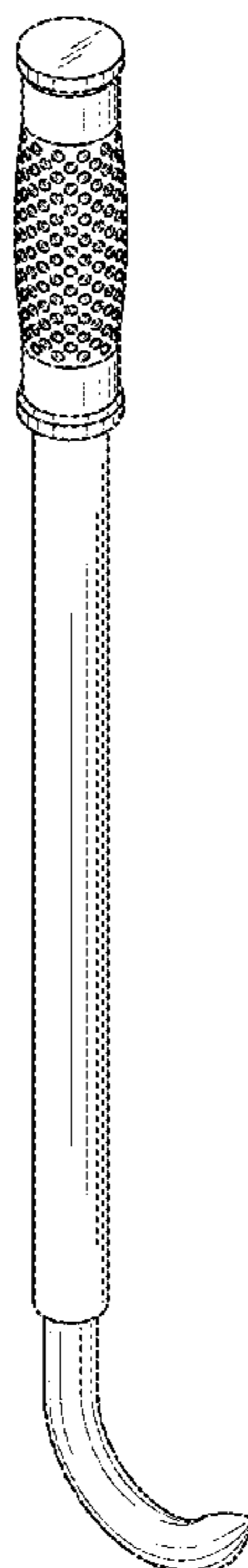
(57) **CLAIM**

The ornamental design for a toilet clearing tool, as shown and described.

**DESCRIPTION**

FIG. 1 is a front view of a toilet clearing tool showing my new design;  
FIG. 2 is a rear view of the toilet clearing tool;  
FIG. 3 is a right side view of the toilet clearing tool;  
FIG. 4 is a left side view of the toilet clearing tool;  
FIG. 5 is a top view of the toilet clearing tool;  
FIG. 6 is a bottom view of the toilet clearing tool; and,  
FIG. 7 is a top front side perspective view of the toilet clearing tool.

**1 Claim, 3 Drawing Sheets**







FIG. 3

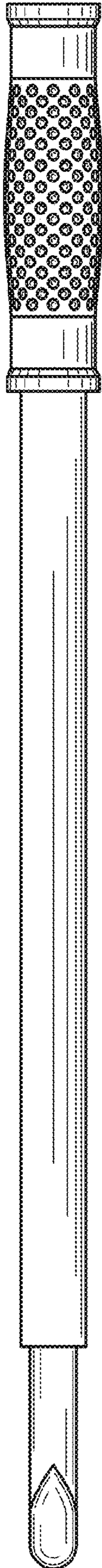


FIG. 4

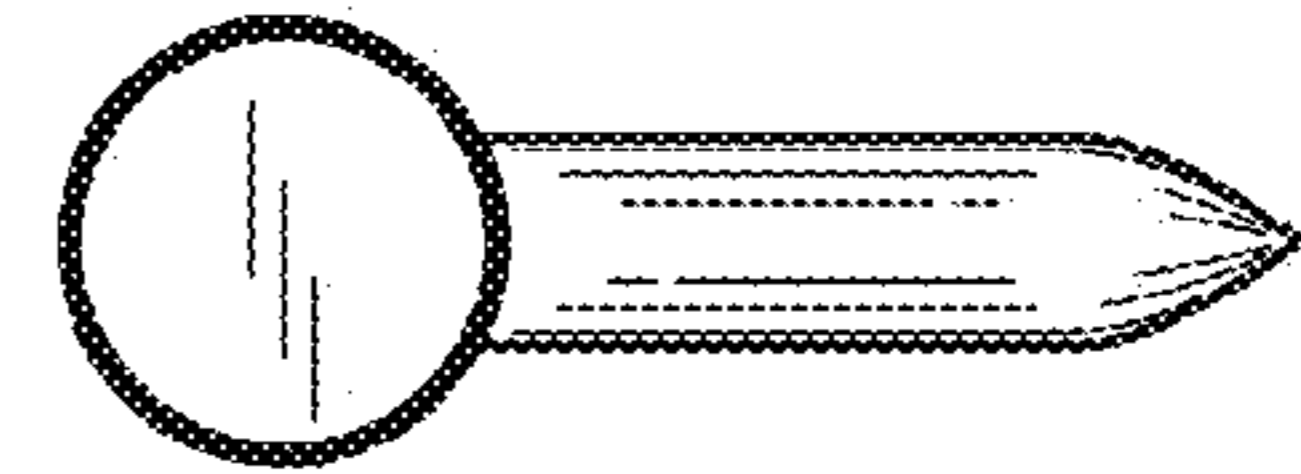
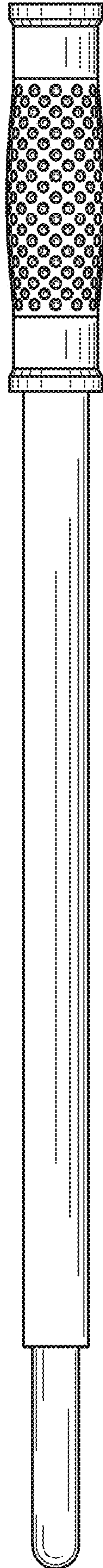


FIG. 5

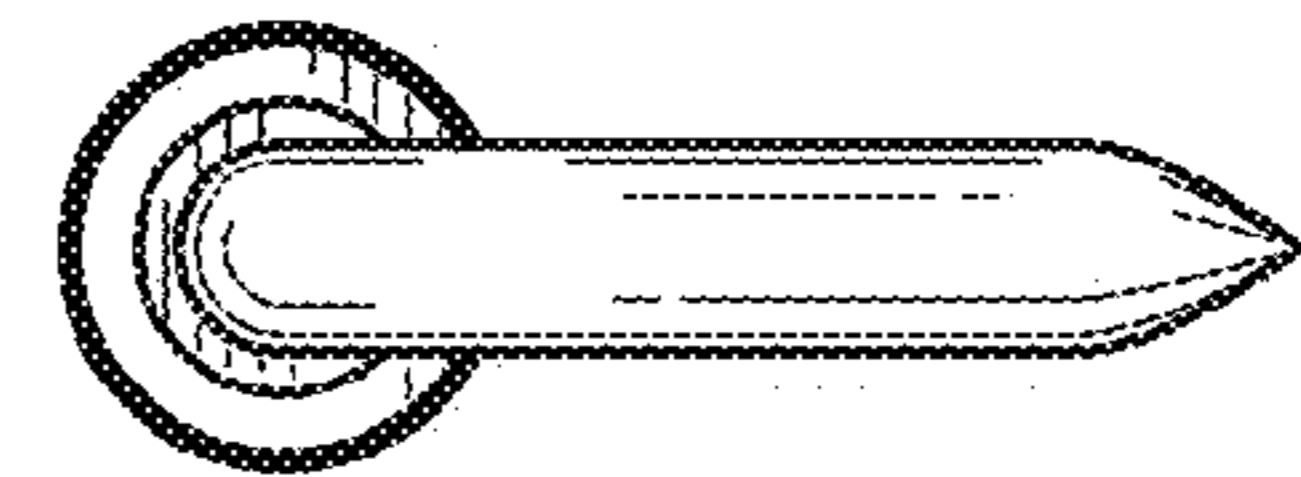


FIG. 6




FIG. 7