



US00D933897S

(12) **United States Design Patent** (10) **Patent No.:** **US D933,897 S**
Quebatay (45) **Date of Patent:** **** Oct. 19, 2021**

(54) **STRING PICK**
(71) Applicant: **Kalani Quebatay**, Haiku-Pauwela, HI (US)
(72) Inventor: **Kalani Quebatay**, Haiku-Pauwela, HI (US)
(**) Term: **15 Years**
(21) Appl. No.: **29/728,700**
(22) Filed: **Mar. 20, 2020**
(51) **LOC (13) Cl.** **28-03**
(52) **U.S. Cl.**
USPC **D28/65**
(58) **Field of Classification Search**
USPC D28/65-68; D24/152
CPC A61C 15/00; A61C 15/04; A61C 15/046;
A61C 15/047; A61C 15/048
See application file for complete search history.

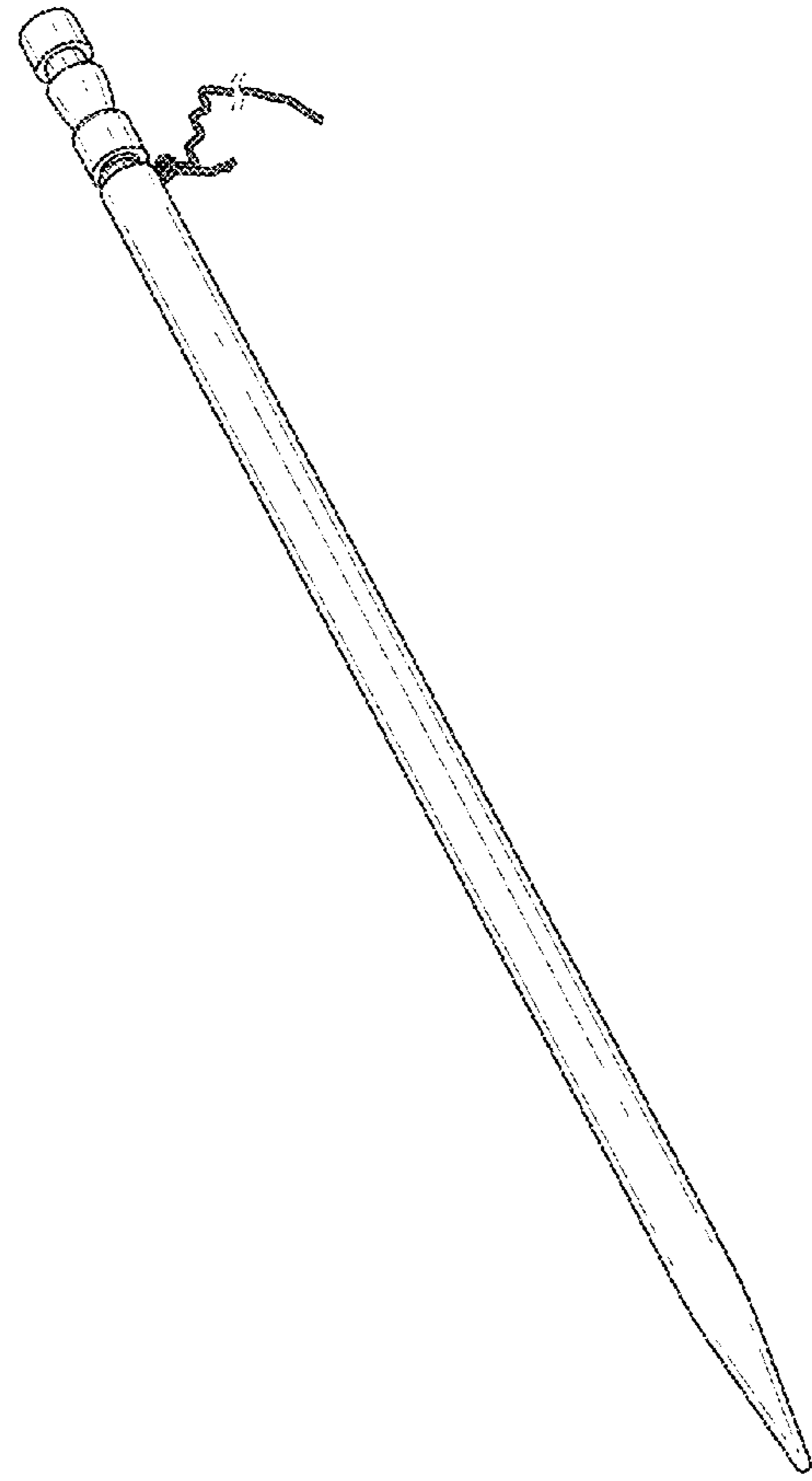
(56) **References Cited**
U.S. PATENT DOCUMENTS
D511,591 S * 11/2005 Wong D28/65
D688,005 S * 8/2013 Marold D28/65
D690,468 S * 9/2013 Miyawaki D28/65
D714,495 S * 9/2014 Miyawaki A61C 15/02
D28/65

2012/0216825 A1* 8/2012 Jones A61C 15/045
132/323
2016/0235507 A1* 8/2016 Lee A61C 15/046
2016/0324607 A1* 11/2016 Kaye A61C 15/046
* cited by examiner
Primary Examiner — Zenia I Bennett
(74) *Attorney, Agent, or Firm* — Tatonetti IP

(57) **CLAIM**
The ornamental design for a string pick, as shown and described.

DESCRIPTION
FIG. 1 is a perspective view of the string pick;
FIG. 2 is a front side view thereof;
FIG. 3 is a rear side view thereof;
FIG. 4 is a left side view thereof;
FIG. 5 is a right side view thereof;
FIG. 6 is a top side view thereof; and,
FIG. 7 is a bottom side view thereof.
The double jagged broken lines depicted in FIGS. 1-3 and 5-7 indicate the appearance of portions of the string of the string pick between the break lines and form no part of the claimed design.

1 Claim, 7 Drawing Sheets



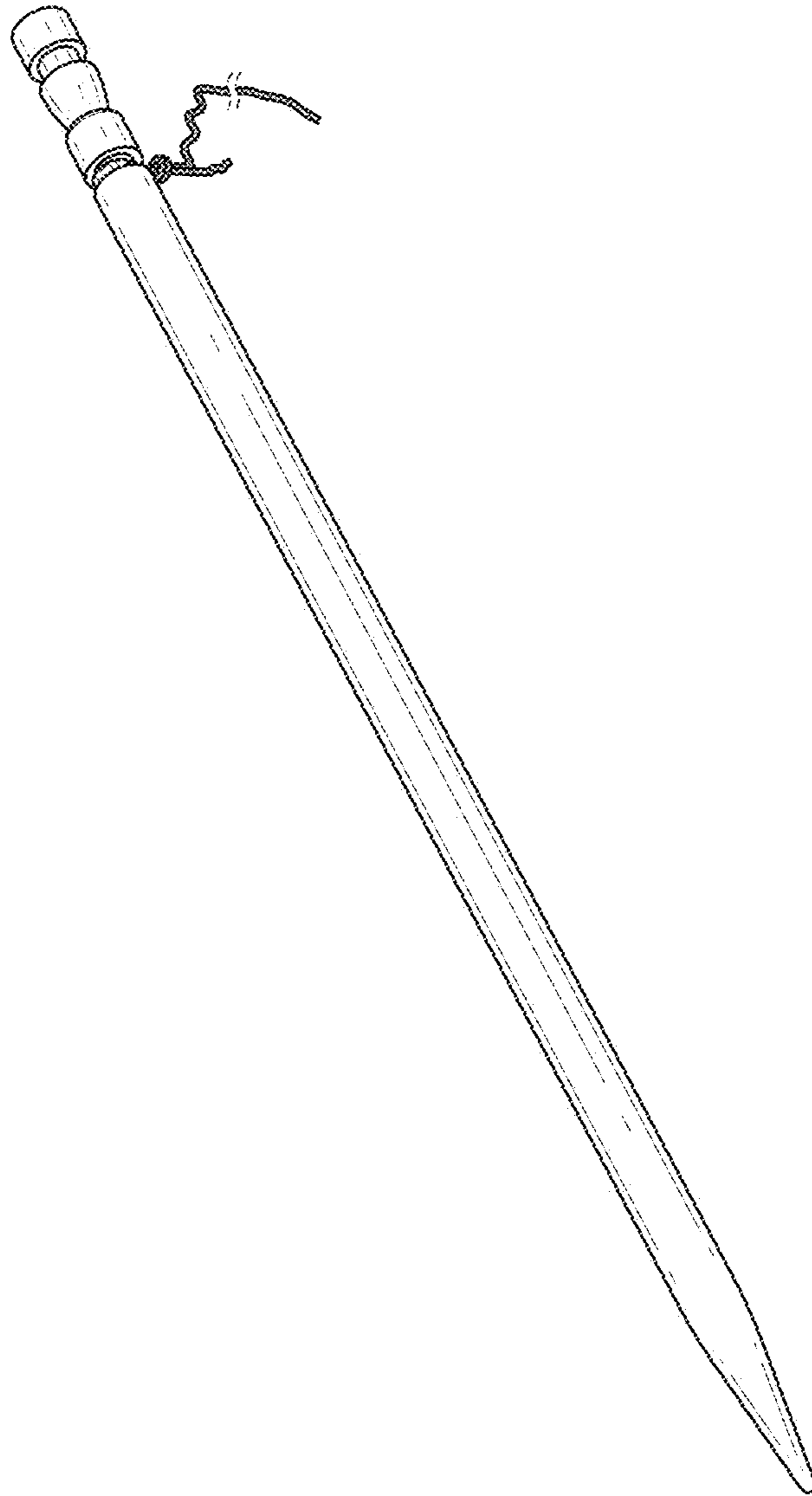


FIG. 1




FIG. 2




FIG. 3




FIG. 4



FIG. 5

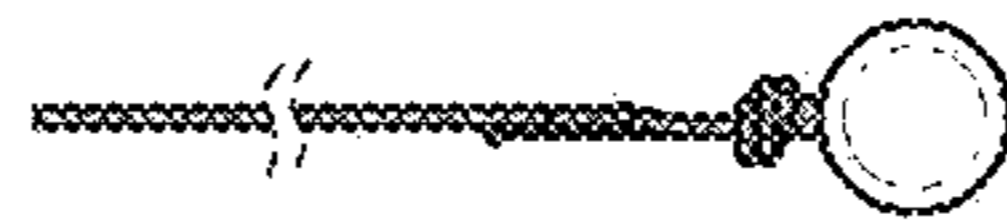


FIG. 6



FIG. 7