



US00D933893S

(12) **United States Design Patent** (10) **Patent No.:** **US D933,893 S**  
**Luo** (45) **Date of Patent:** **\*\* Oct. 19, 2021**

(54) **HAIR REMOVER**

(71) Applicant: **Dewei Luo**, Shenzhen (CN)

(72) Inventor: **Dewei Luo**, Shenzhen (CN)

(\*\*) Term: **15 Years**

(21) Appl. No.: **29/712,652**

(22) Filed: **Nov. 11, 2019**

(30) **Foreign Application Priority Data**

Nov. 6, 2019 (CN) ..... 201930609782.2

(51) **LOC (13) Cl.** ..... **28-03**

(52) **U.S. Cl.**  
USPC ..... **D28/50**

(58) **Field of Classification Search**  
USPC ..... D28/50-54  
CPC ... B26B 19/3853; B26B 19/14; B26B 19/141;  
B26B 19/143; B26B 19/145; B26B  
19/146; B26B 19/148  
See application file for complete search history.

(56) **References Cited**

**U.S. PATENT DOCUMENTS**

D191,448 S *	10/1961	Veersema	.....	D28/50
3,392,443 A *	7/1968	Kawano	.....	B26B 19/265 30/34.1
D216,383 S *	12/1969	Fischer	.....	D28/50
D231,809 S *	6/1974	Fujishima	.....	D28/50
D283,059 S *	3/1986	Satoh	.....	D28/50
D305,806 S *	1/1990	Fujisawa	.....	D28/50
D307,491 S *	4/1990	Okada	.....	D28/50
D402,405 S *	12/1998	Cockerille	.....	D28/50
D585,601 S *	1/2009	Althoff	.....	D28/76
D836,840 S *	12/2018	Khubani	.....	D28/50
D841,246 S *	2/2019	Stowers	.....	D28/50

D841,247 S *	2/2019	Stowers	.....	D28/50
D841,887 S *	2/2019	Stowers	.....	D28/50
D844,246 S *	3/2019	Yan	.....	D28/54
D865,291 S *	10/2019	Xiong	.....	D28/50
D898,286 S *	10/2020	Khubani	.....	D28/51
D911,610 S *	2/2021	Zhang	.....	D28/50
D915,673 S *	4/2021	Neinae	.....	D28/50
D921,295 S *	6/2021	Khubani	.....	D28/50

**OTHER PUBLICATIONS**

Electric Razor For Women, Brand Gene, www.amazon.com, date first available Sep. 2020, 1 page (Year: 2020).\*

\* cited by examiner

*Primary Examiner* — Jennifer Rivard

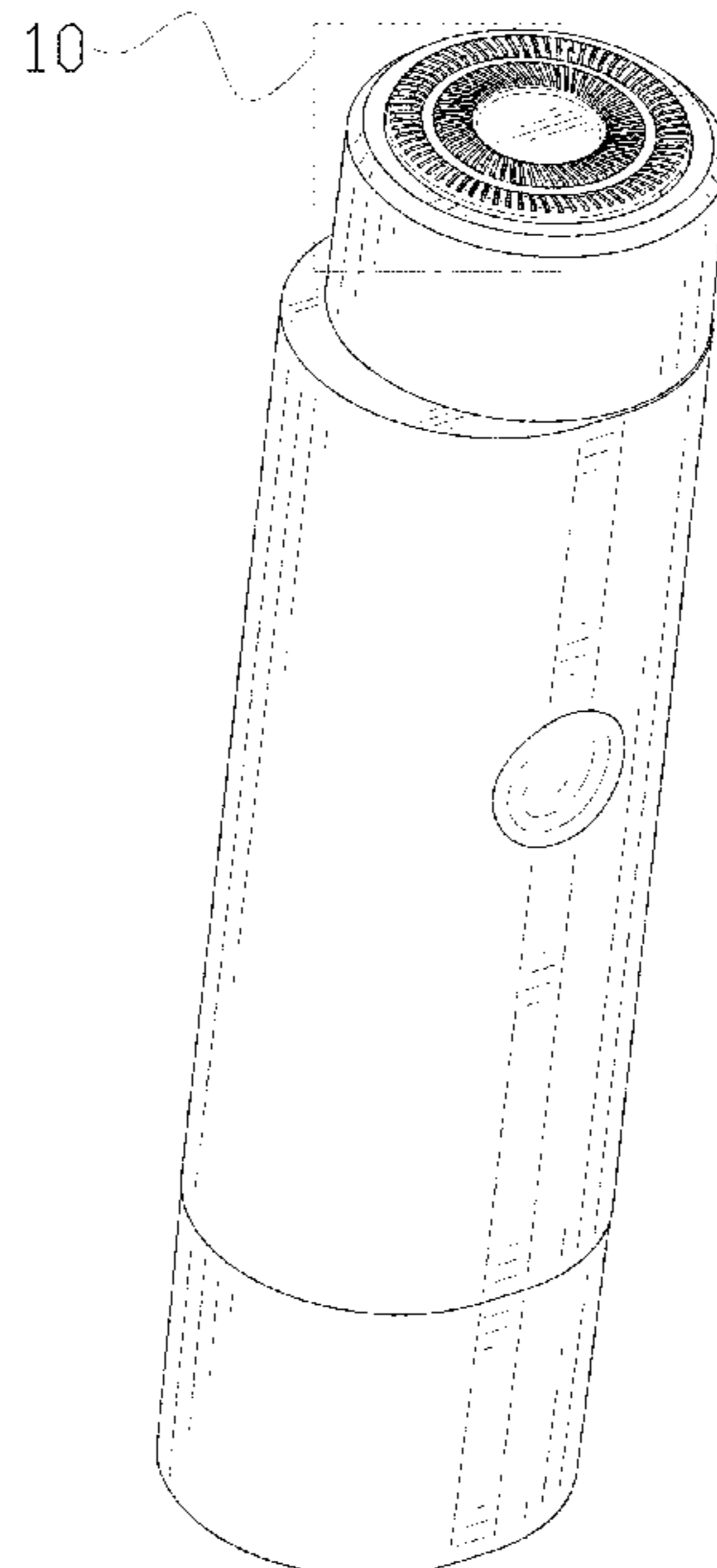
(57) **CLAIM**

The ornamental design for a hair remover, as shown and described.

**DESCRIPTION**

FIG. 1 is a perspective view of a hair remover showing my new design;  
FIG. 2 is another perspective view thereof;  
FIG. 3 is a front elevational view thereof;  
FIG. 4 is a rear devotional view thereof;  
FIG. 5 is a left side elevational view thereof;  
FIG. 6 is a right side devotional view thereof;  
FIG. 7 is a top plan view thereof;  
FIG. 8 is a bottom plan view thereof;  
FIG. 9 is a perspective view of the hair remover with the cap on; and,  
FIG. 10 is an enlarged view of the encircled portion 10 of FIG. 1.  
The broken lines in the drawings are for the purpose of illustrating portions of the hair remover that form no part of the claimed design.

**1 Claim, 10 Drawing Sheets**



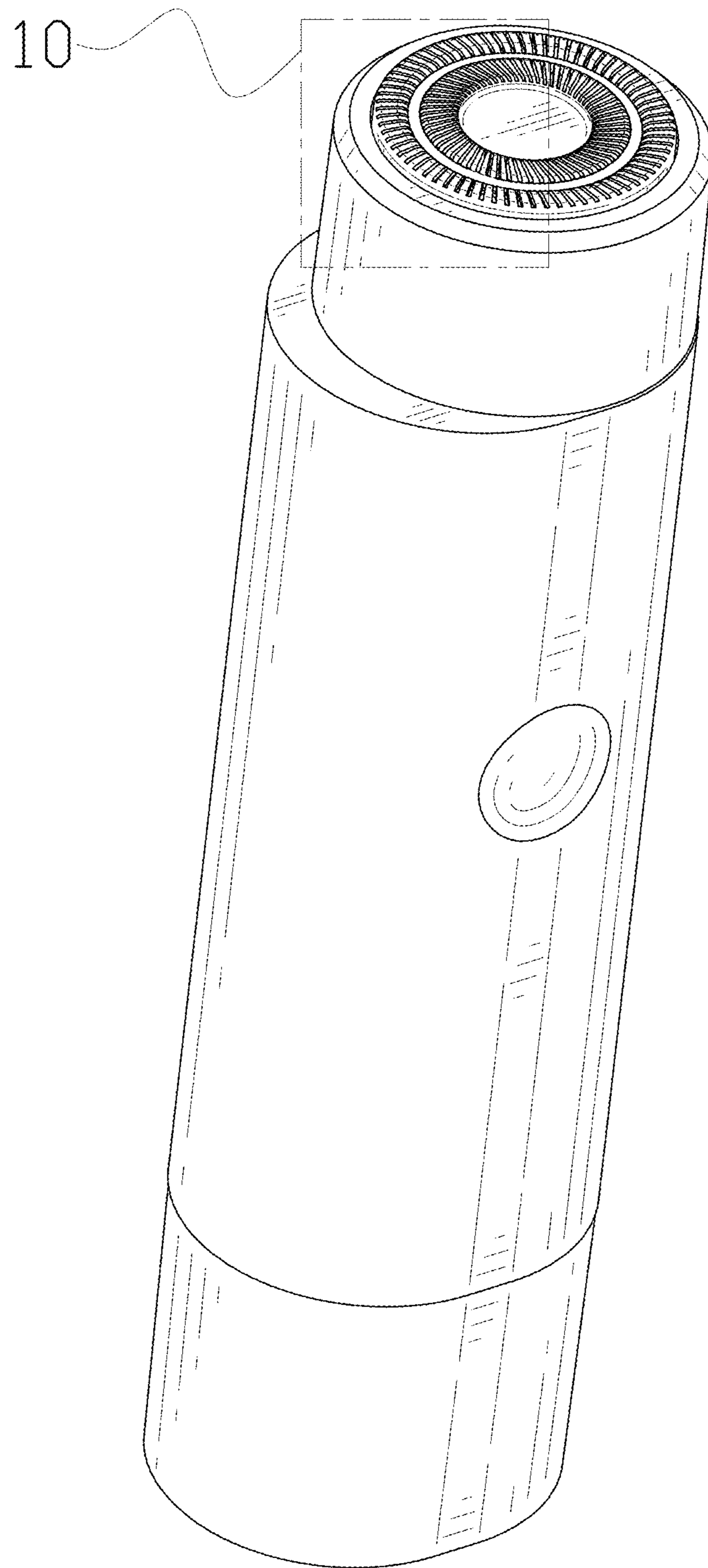


FIG. 1

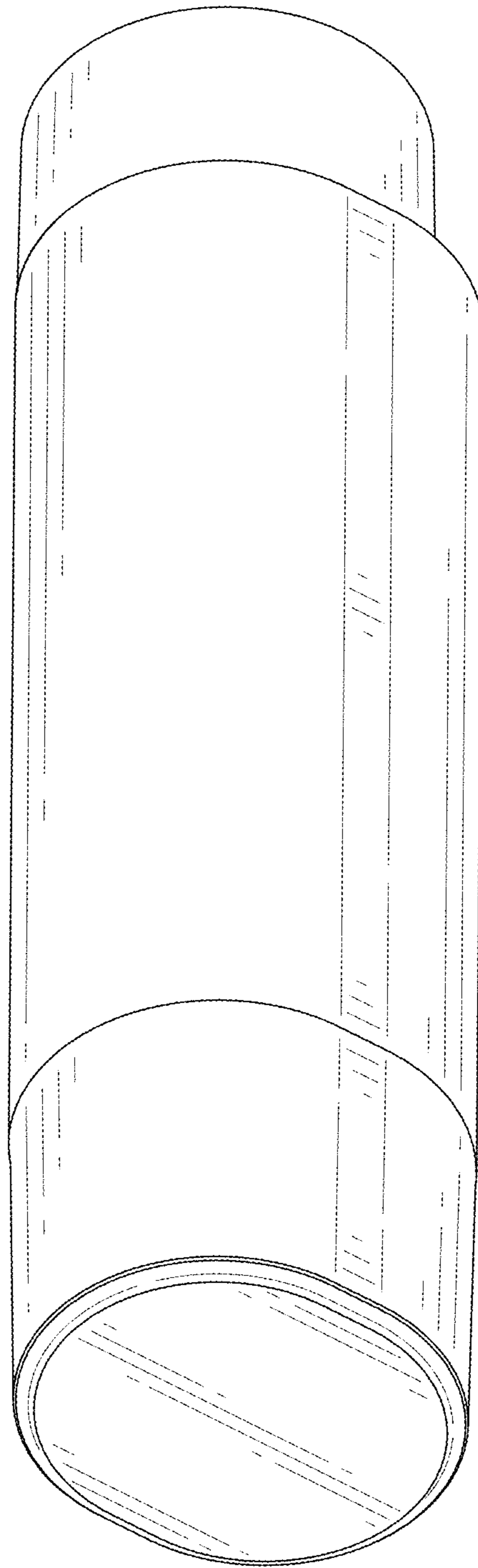


FIG. 2

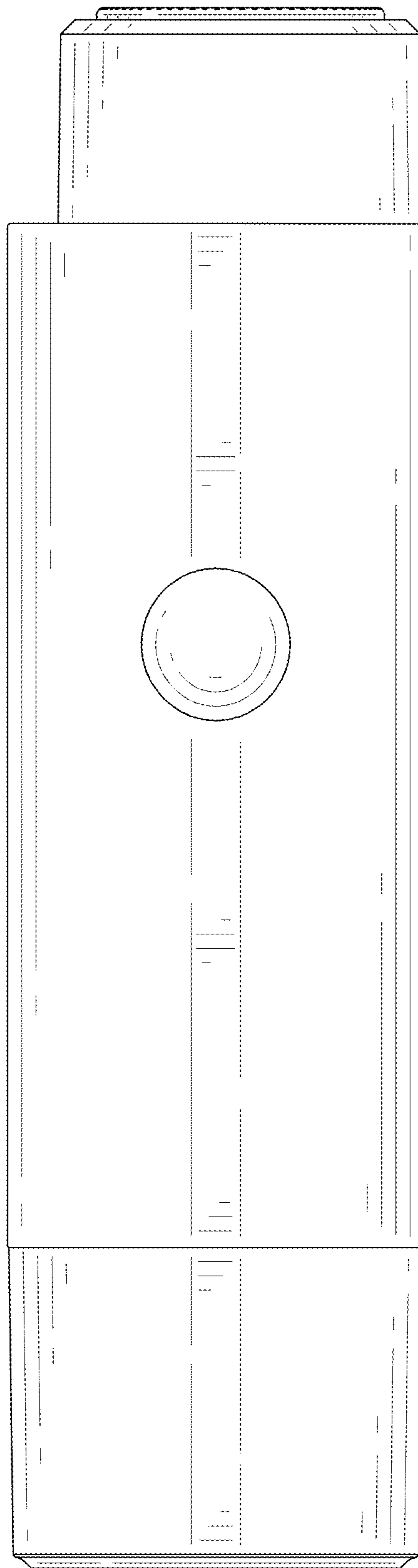


FIG. 3




FIG. 4




FIG. 5

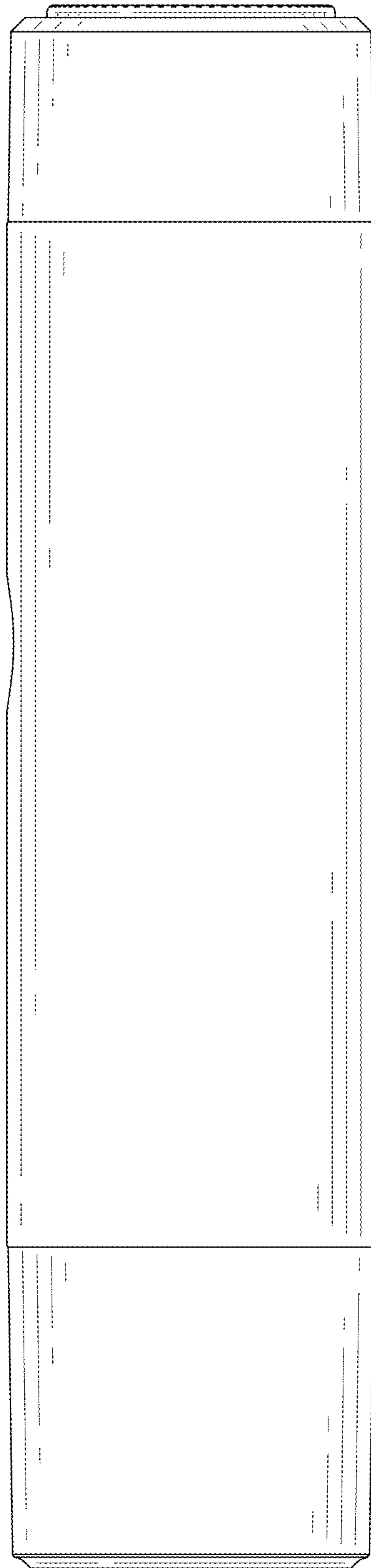


FIG. 6

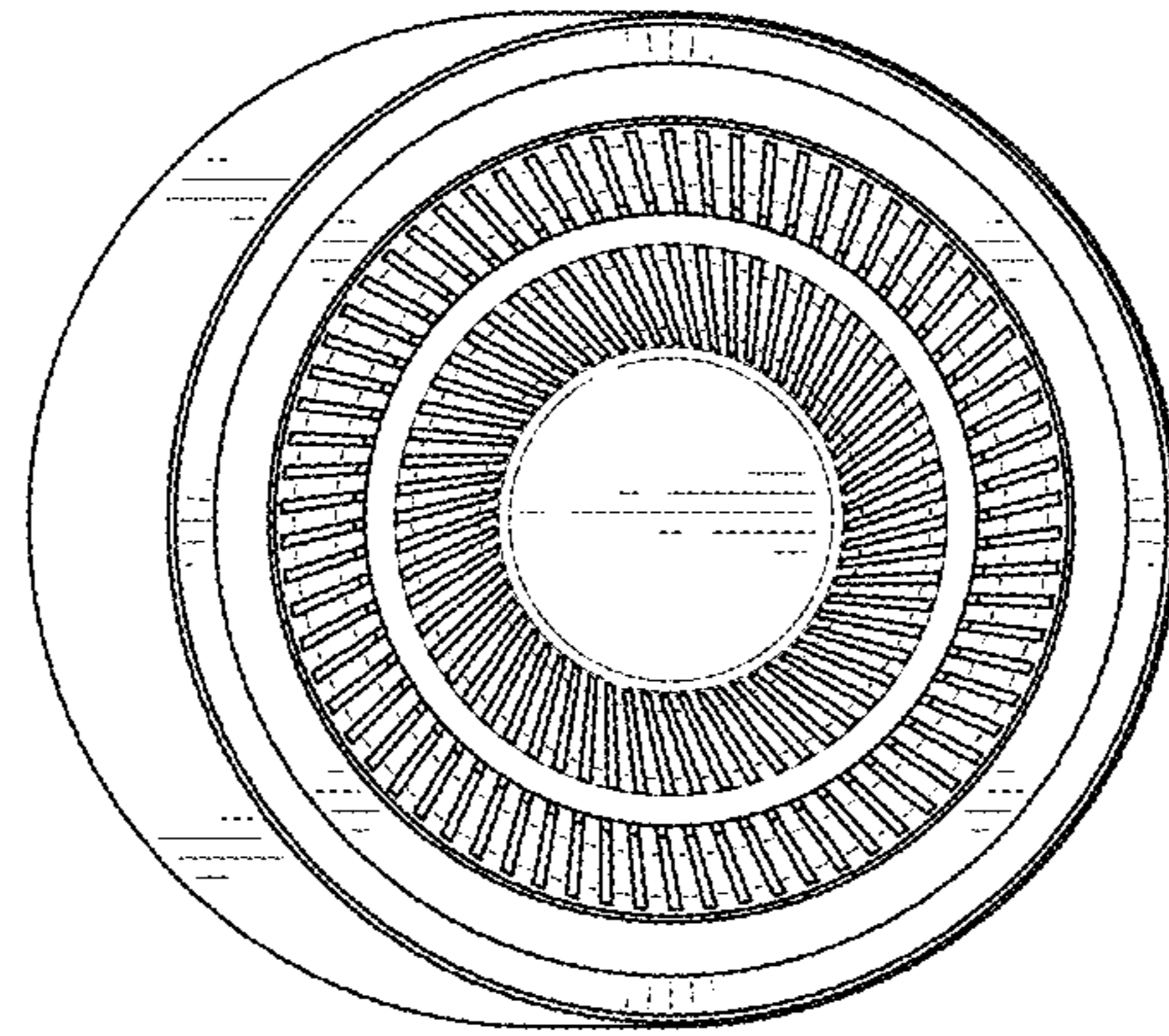


FIG. 7



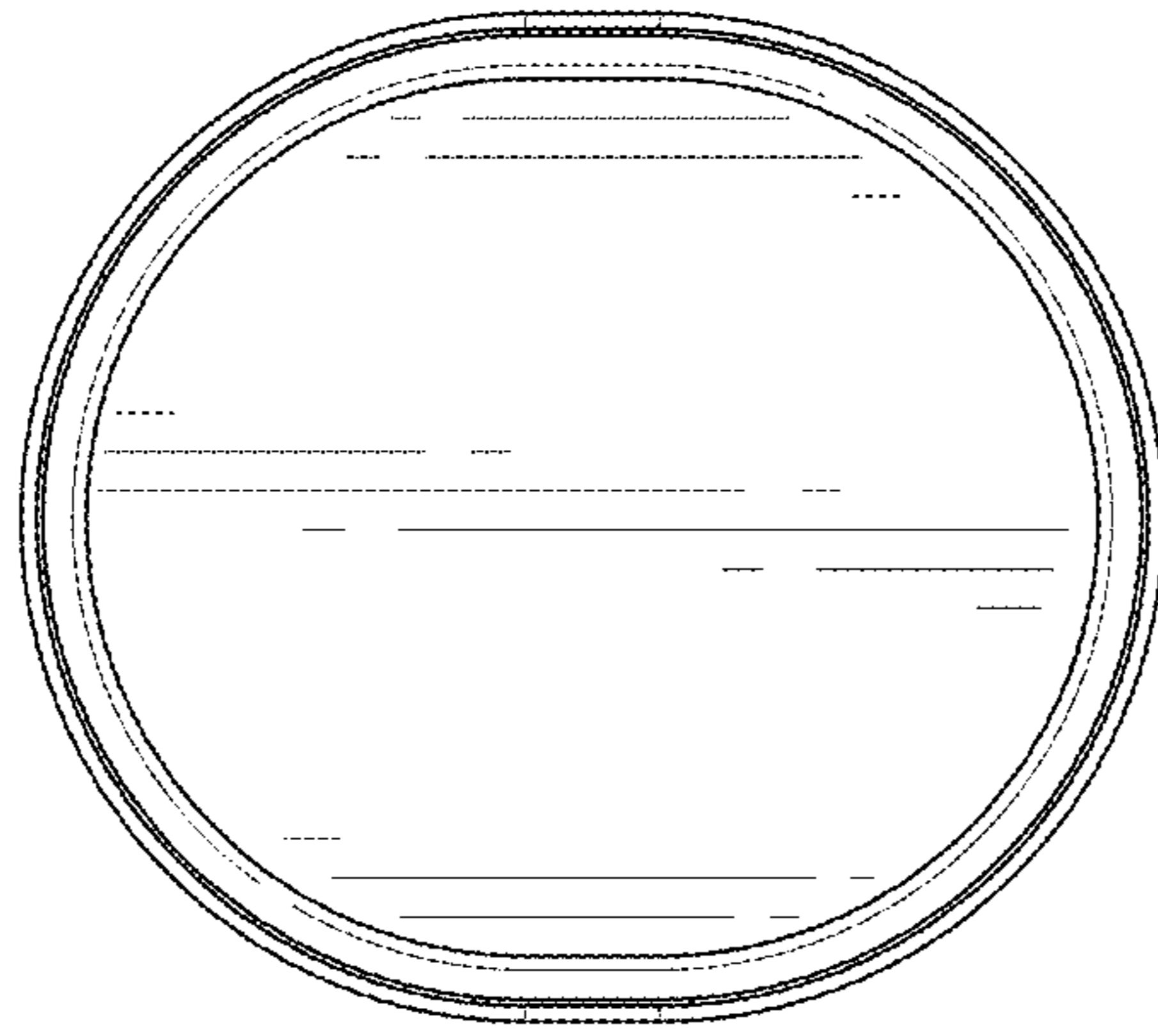


FIG. 8




FIG. 9




FIG. 10