



US00D933882S

(12) **United States Design Patent** (10) **Patent No.:** **US D933,882 S**  
**Bonasera et al.** (45) **Date of Patent:** **\*\* \*Oct. 19, 2021**

(54) **LIGHT PENDANT**  
(71) Applicants: **Gregory Paul Bonasera**, Collingwood (AU); **Anthony Raymond Tawfik**, Collingwood (AU)  
(72) Inventors: **Gregory Paul Bonasera**, Collingwood (AU); **Anthony Raymond Tawfik**, Collingwood (AU)

D657,905 S \* 4/2012 Yu ..... F21S 8/06 D26/138  
D669,630 S \* 10/2012 Yu ..... D26/155  
D695,923 S \* 12/2013 Macura ..... D25/126  
D729,971 S \* 5/2015 Salojarvi ..... D26/104  
D760,420 S \* 6/2016 Tomlinson ..... D26/81  
D819,878 S \* 6/2018 Cerce ..... D26/138  
D826,461 S \* 8/2018 Sonneman ..... D26/90  
D837,435 S \* 1/2019 Richardson ..... D26/82  
D858,864 S \* 9/2019 Yao ..... D26/138  
2006/0203489 A1\* 9/2006 Chen ..... F16M 11/10 362/253

(\*) Notice: This patent is subject to a terminal disclaimer.

\* cited by examiner

(\*\*) Term: **15 Years**

*Primary Examiner* — Mark A Goodwin  
*Assistant Examiner* — Benjamin M Weeks

(21) Appl. No.: **29/627,467**

(74) *Attorney, Agent, or Firm* — Preston Smirman; Smirman IP Law, PLLC

(22) Filed: **Nov. 28, 2017**

(51) **LOC (13) Cl.** ..... **26-05**

(52) **U.S. Cl.**  
USPC ..... **D26/154**

(58) **Field of Classification Search**  
USPC ..... D26/96, 95, 91, 92, 93, 28, 26, 27, 144, D26/142, 143, 71, 72, 73, 74, 75, 76, D26/77-79, 154, 138  
CPC ..... F21Y 2103/30; F21Y 2107/30; F21V 29/507; F21V 5/04

See application file for complete search history.

(56) **References Cited**

U.S. PATENT DOCUMENTS

D148,251 S \* 12/1947 Pretzer ..... D26/78  
D440,638 S \* 4/2001 Lefroy-Brooks ..... D23/255  
6,866,396 B2 \* 3/2005 Ward ..... A47F 7/19 362/220  
D556,355 S \* 11/2007 Foster ..... D26/63  
D556,374 S \* 11/2007 Kirar ..... D26/155  
D590,091 S \* 4/2009 Starck ..... D26/93  
D634,876 S \* 3/2011 McGrath ..... D26/79

(57) **CLAIM**

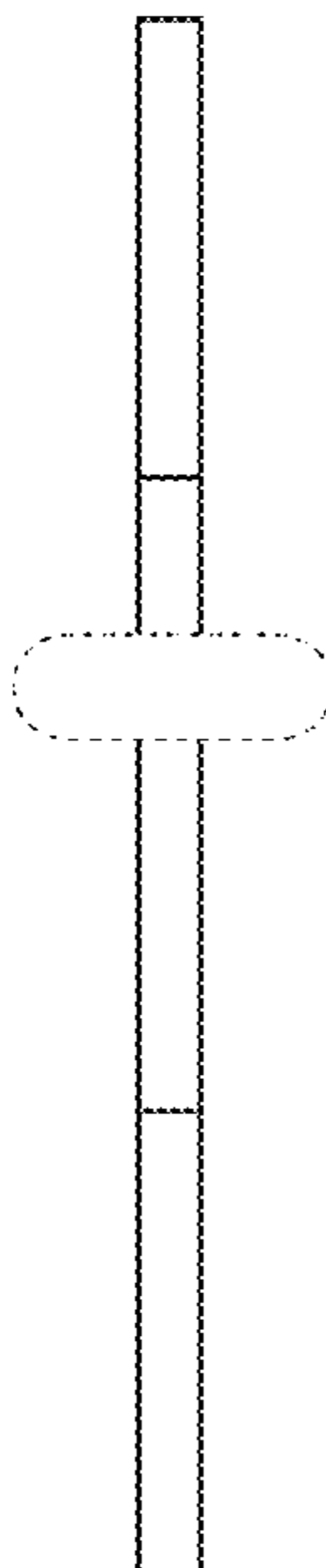
The ornamental design for a light pendant, as shown and described.

**DESCRIPTION**

FIG. 1 is a top view of our new design when used as a ceiling light pendant;  
FIG. 2 is a front view thereof;  
FIG. 3 is a side view thereof;  
FIG. 4 is a top view of our new design when used as a wall lamp;  
FIG. 5 is a side view thereof;  
FIG. 6 is a front view thereof;  
FIG. 7 is a top view of our new design when used as a floor lamp;  
FIG. 8 is a front view thereof; and,  
FIG. 9 is a side view thereof.

The broken lines represent portions of the light pendant that form no part of the claimed design.

**1 Claim, 3 Drawing Sheets**



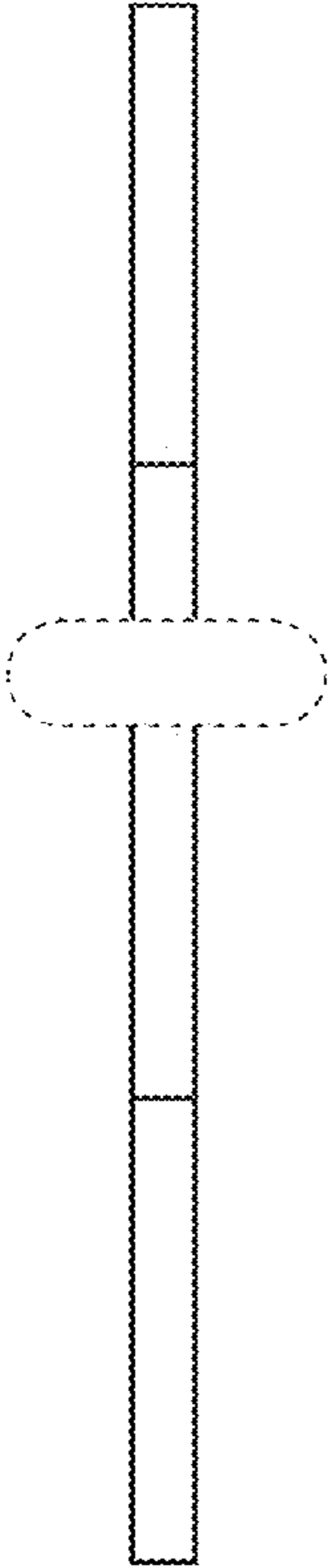


Figure 1

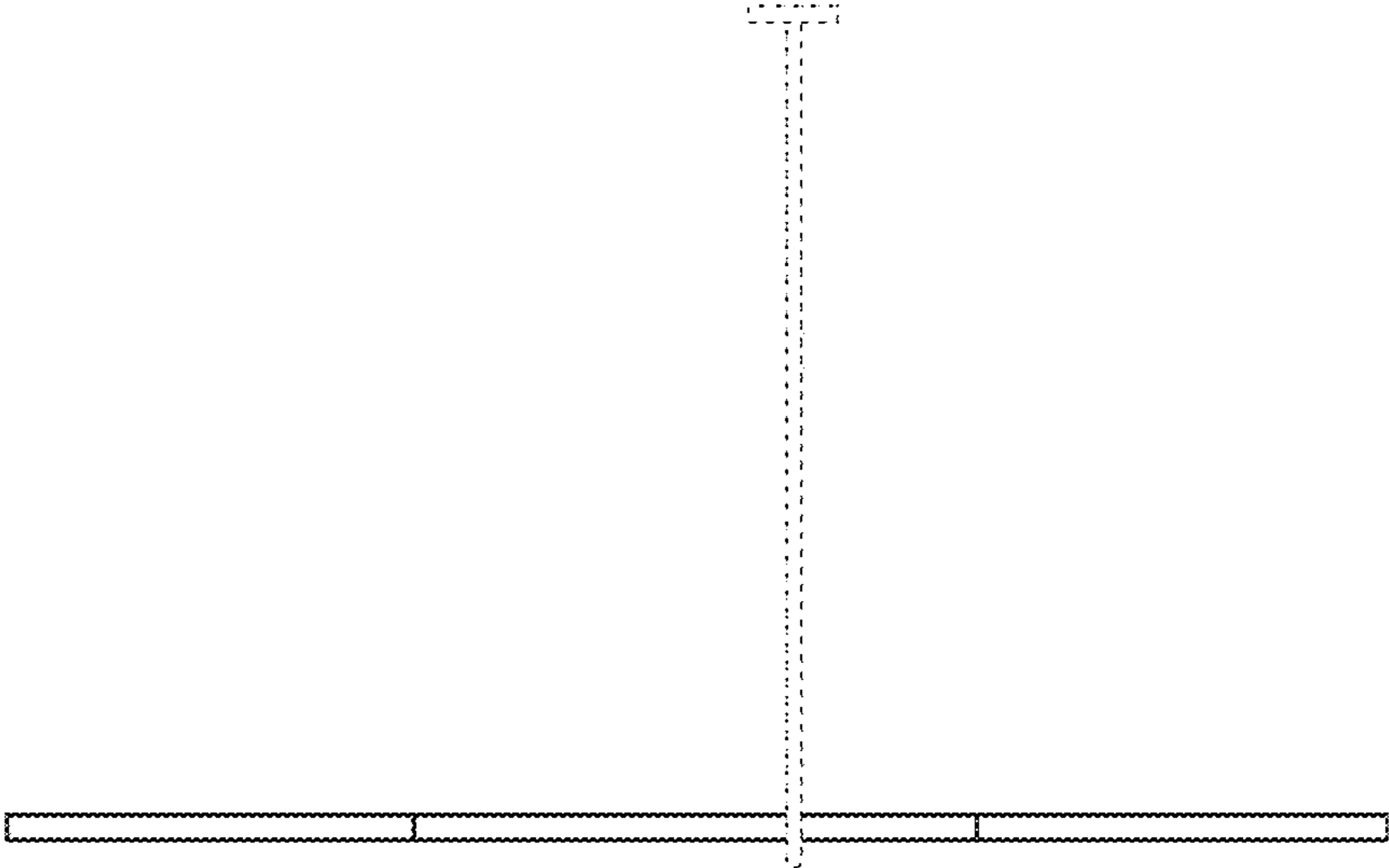


Figure 3




Figure 2

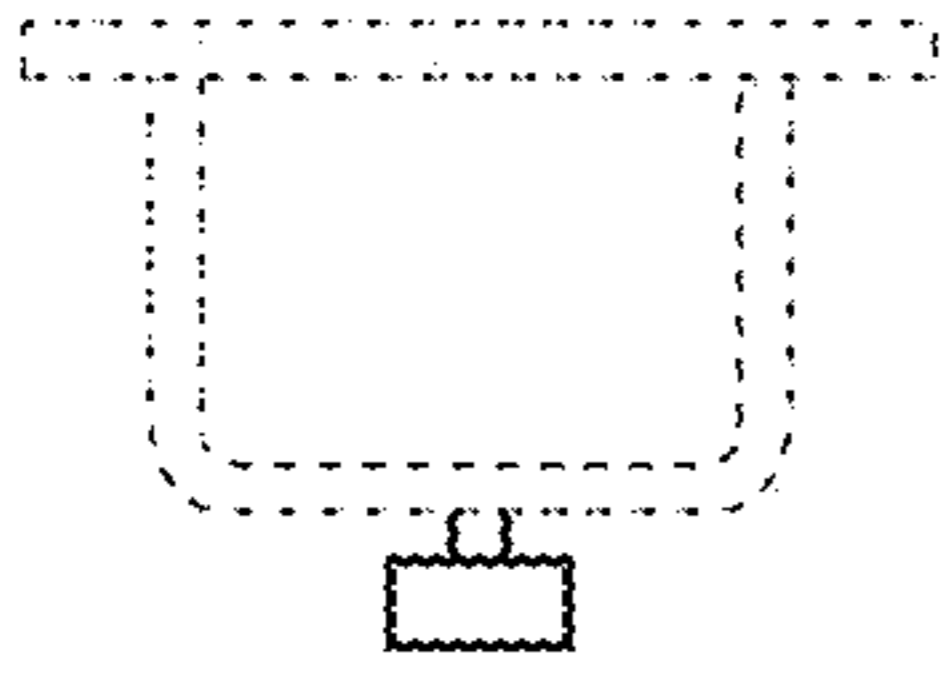


Figure 4




Figure 5

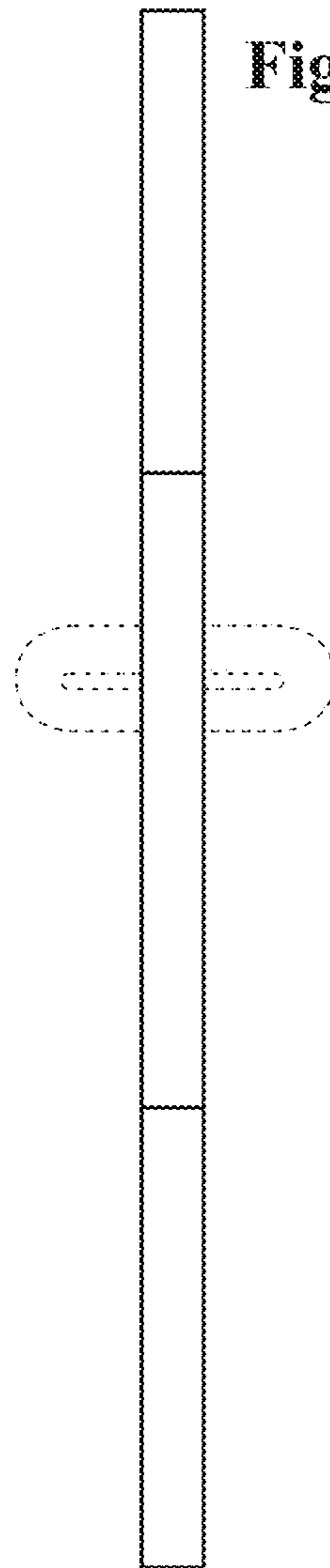


Figure 6

Figure 7

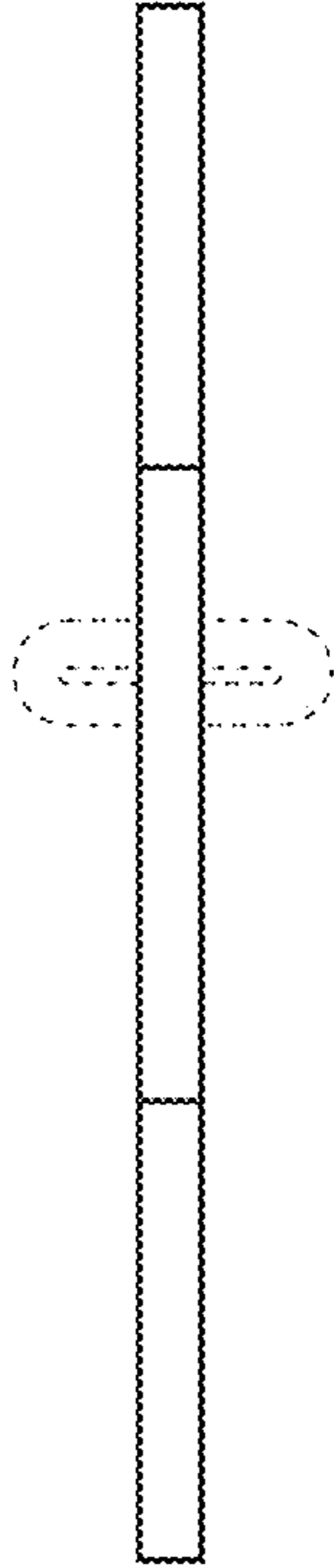


Figure 9

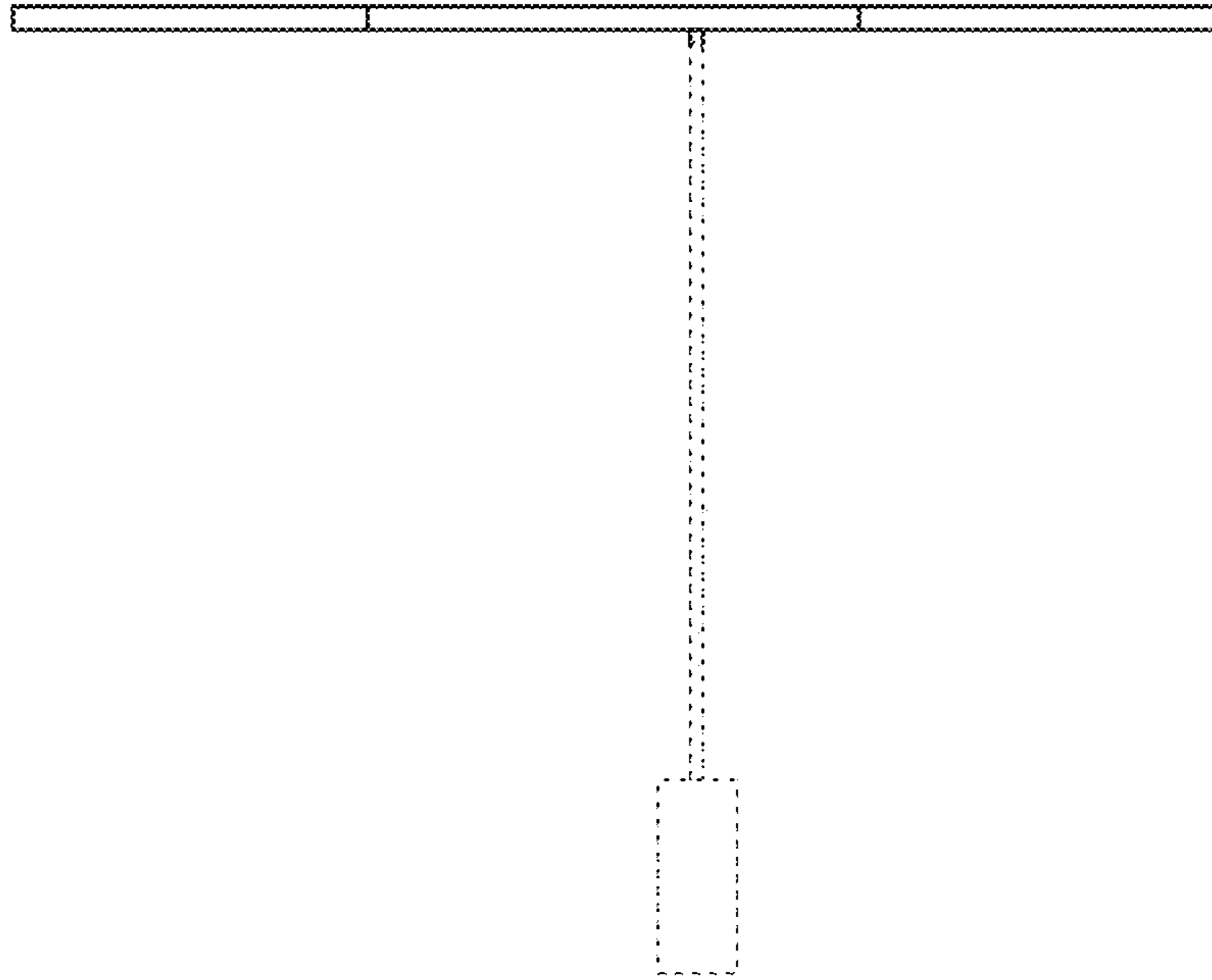


Figure 8

