



US00D933881S

(12) **United States Design Patent** (10) **Patent No.:** **US D933,881 S**
Cai (45) **Date of Patent:** **** Oct. 19, 2021**

(54) **LIGHT FIXTURE HAVING HEAT SINK**

(71) Applicant: **HGCI, Inc.**, Las Vegas, NV (US)

(72) Inventor: **Dengke Cai**, Willoughby, OH (US)

(73) Assignee: **HGCI, Inc.**, Las Vegas, NV (US)

(**) Term: **15 Years**

(21) Appl. No.: **29/728,118**

(22) Filed: **Mar. 16, 2020**

(51) **LOC (13) Cl.** **26-05**

(52) **U.S. Cl.**
USPC **D26/142**

(58) **Field of Classification Search**
USPC D26/142, 152, 113, 118, 119, 154, 61,
D26/62, 65, 75, 16, 1, 2, 3, 120, 138,
D26/128, 144, 121, 122, 64, 153, 155,
D26/140
CPC F21Y 2101/02; F21Y 2103/003; F21Y
2103/00; F21K 9/17; F21S 4/008

See application file for complete search history.

(56) **References Cited**

U.S. PATENT DOCUMENTS

2,352,804	A *	7/1944	Schepmoes	F21S 8/04 362/222
6,269,863	B1 *	8/2001	Wylar	G06F 1/20 165/185
6,274,924	B1	8/2001	Carey et al.	
6,498,355	B1	12/2002	Harrah et al.	
6,504,301	B1	1/2003	Lowery	
6,717,353	B1	4/2004	Mueller et al.	
6,942,360	B2	9/2005	Chou et al.	
7,053,419	B1	5/2006	Camras et al.	
7,087,465	B2	8/2006	Collins, III	
7,201,495	B2	4/2007	Epstein	
7,224,000	B2	5/2007	Aanegola et al.	
7,344,902	B2	3/2008	Basin et al.	
7,352,011	B2	4/2008	Smits et al.	

7,419,839	B2	9/2008	Camras et al.	
7,521,862	B2	4/2009	Mueller et al.	
D595,432	S *	6/2009	Kawagoe	D26/2
D608,487	S *	1/2010	Pei	D26/76
D619,292	S *	7/2010	Pei	D26/76
7,791,093	B2	9/2010	Basin et al.	
D627,915	S *	11/2010	Pei	D26/76
D629,553	S *	12/2010	Gielen	D26/76
D629,958	S *	12/2010	Kong	D26/118
7,906,794	B2	3/2011	Harrah et al.	
D637,753	S *	5/2011	Ng	D26/78

(Continued)

OTHER PUBLICATIONS

Thomas, Shane; International Search Report and Written Opinion of the International Searching Authority issued in International Application No. PCT/US2020/022968; dated Jun. 16, 2020; 10 pages.

Primary Examiner — Mark A Goodwin

Assistant Examiner — Benjamin M Weeks

(74) *Attorney, Agent, or Firm* — Ulmer & Berne LLP

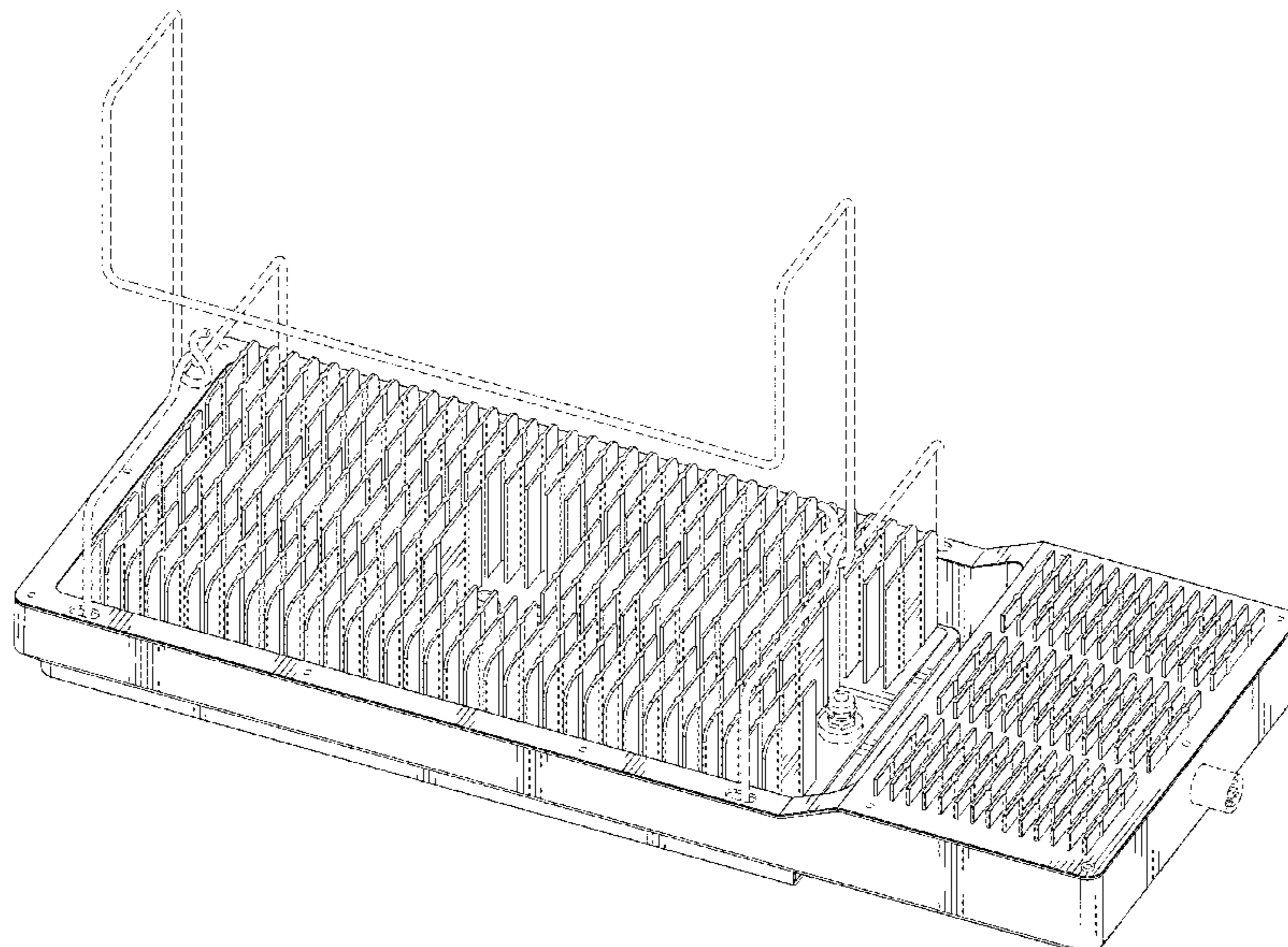
(57) **CLAIM**

The ornamental design for a light fixture having a heat sink, as shown and described.

DESCRIPTION

FIG. 1 is a front perspective view depicting a light fixture having a heat sink showing my new design; FIG. 2 is a front elevation view thereof; FIG. 3 is a rear elevation view thereof; FIG. 4 is a right side elevation view thereof; FIG. 5 is a left side elevation view thereof; FIG. 6 is a top plan view thereof; FIG. 7 is a bottom plan view thereof; and, FIG. 8 is a rear perspective view thereof. The details shown in broken lines in the figures form no part of the claimed design of the light fixture having a heat sink.

1 Claim, 7 Drawing Sheets



(56)

References Cited

U.S. PATENT DOCUMENTS

7,994,529	B2	8/2011	Bierhuizen et al.	
8,017,246	B2	9/2011	Morita et al.	
8,033,691	B2	10/2011	Bierhuizen et al.	
8,100,560	B2	1/2012	Ahland, III et al.	
8,163,580	B2	4/2012	Daschner et al.	
D658,801	S *	5/2012	Yon	D26/72
D663,876	S *	7/2012	Tomita	D26/37
8,471,280	B2	6/2013	Aldaz et al.	
D689,832	S *	9/2013	Shih	D13/180
8,545,033	B2	10/2013	Gielen et al.	
8,967,827	B2	3/2015	Urano et al.	
D727,550	S *	4/2015	Clark	D26/88
9,175,214	B2	11/2015	Meyer et al.	
9,349,924	B2	5/2016	Hoelen et al.	
9,385,285	B2	7/2016	Bierhuizen et al.	
9,642,358	B2	5/2017	Cai et al.	
9,960,323	B2	5/2018	Chen et al.	
10,340,424	B2	7/2019	Aanegola et al.	
D908,269	S *	1/2021	Duong	F28F 3/02 D26/113
2008/0236791	A1 *	10/2008	Wayman	H01L 23/3672 165/80.3
2009/0168439	A1 *	7/2009	Chiang	F21V 19/0015 362/404
2009/0256167	A1	10/2009	Peeters et al.	
2010/0109025	A1	5/2010	Bhat	
2010/0207140	A1	8/2010	Rudaz et al.	
2011/0031516	A1	2/2011	Basin et al.	
2011/0062469	A1	3/2011	Camras et al.	
2013/0088871	A1 *	4/2013	Yun	F21V 29/51 362/249.01

* cited by examiner

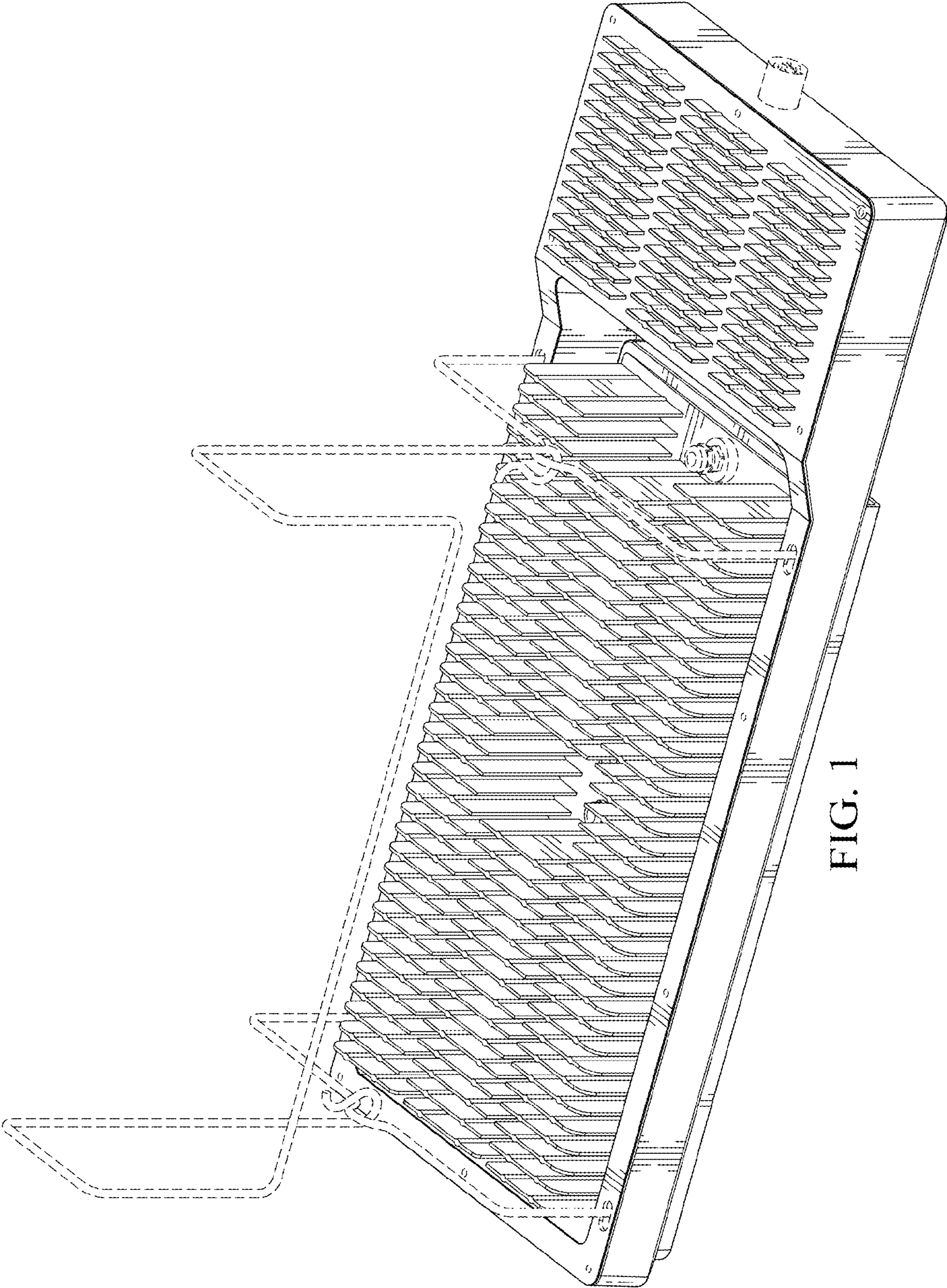


FIG. 1

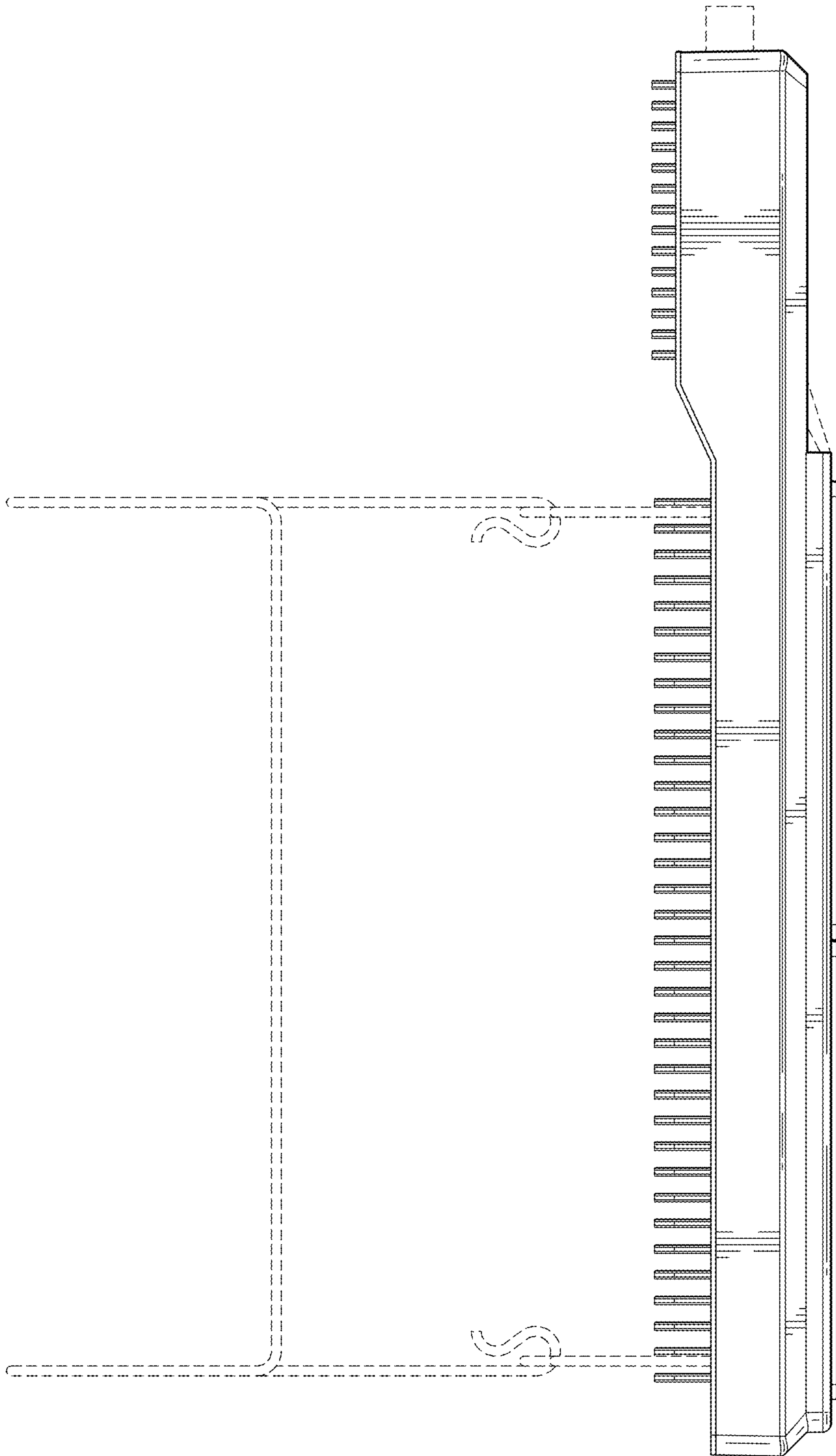


FIG. 2

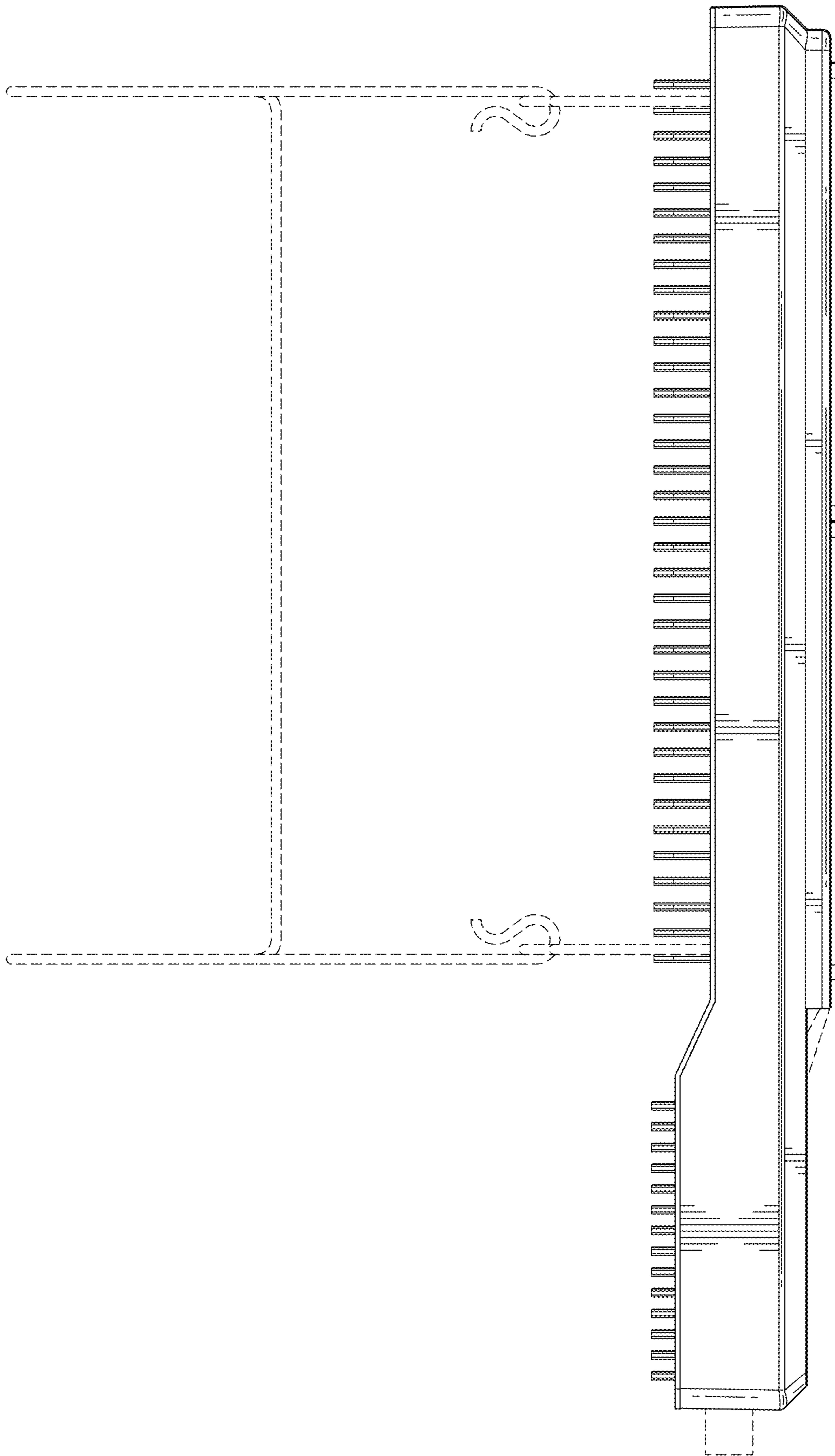


FIG. 3

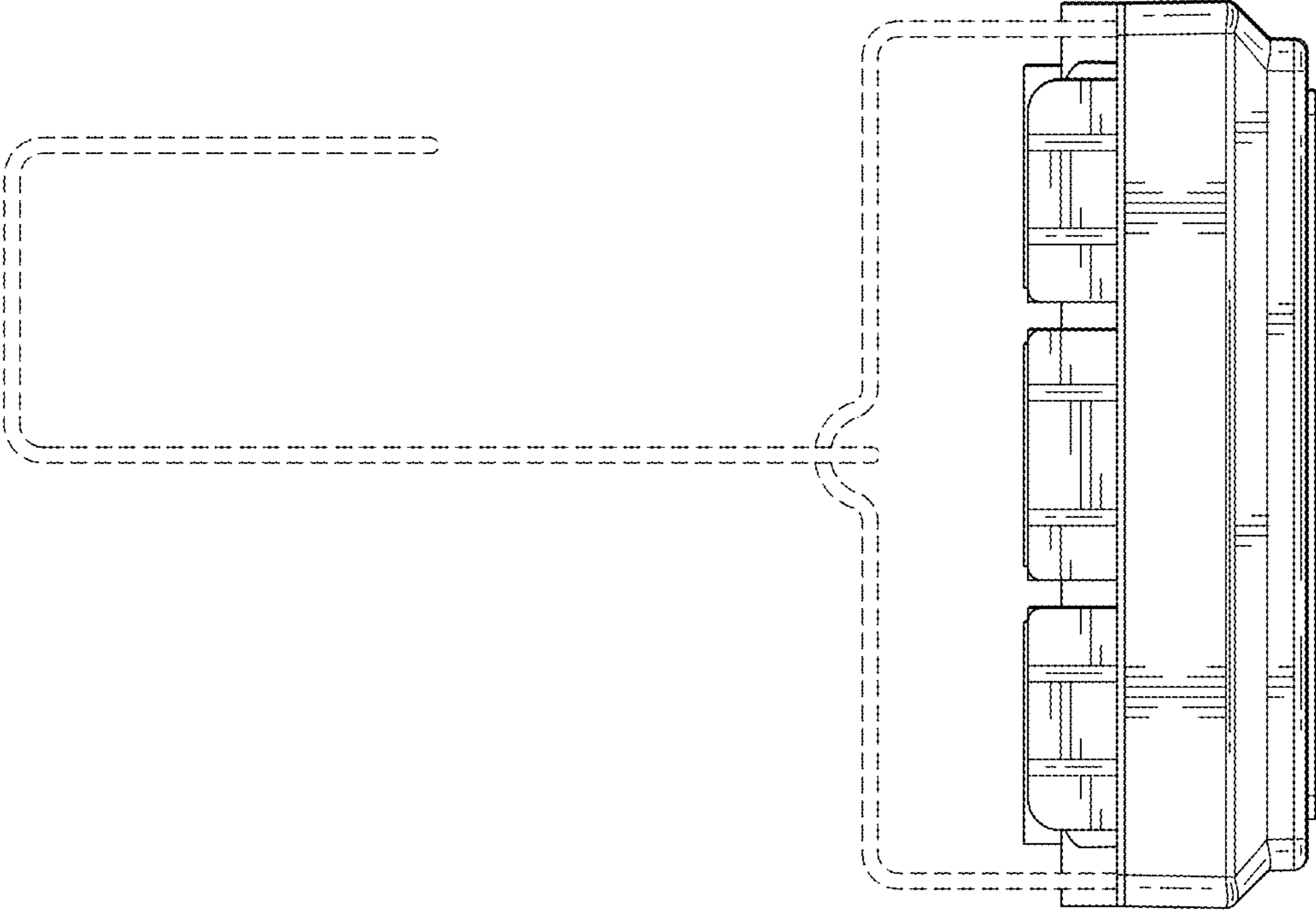


FIG. 5

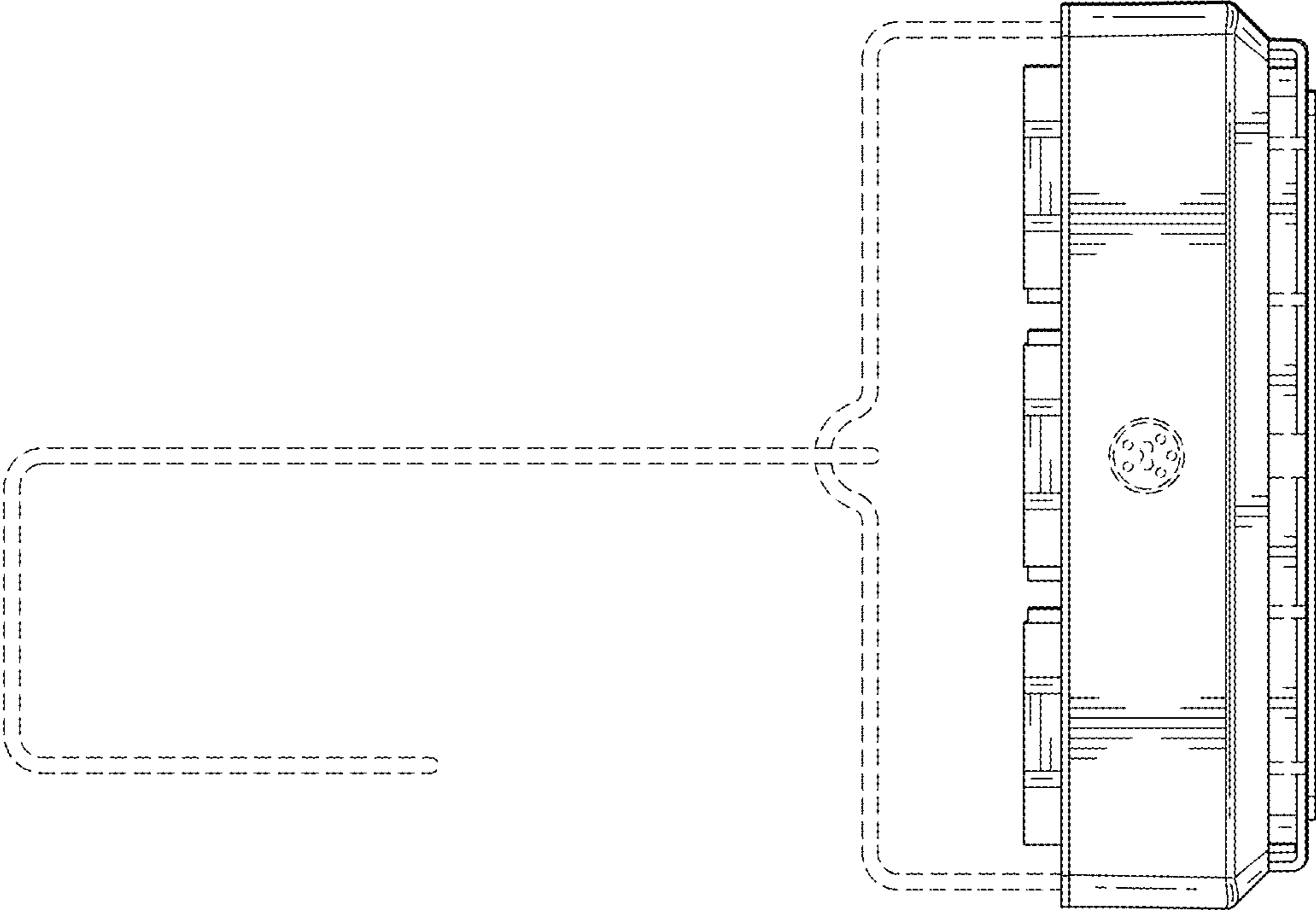


FIG. 4

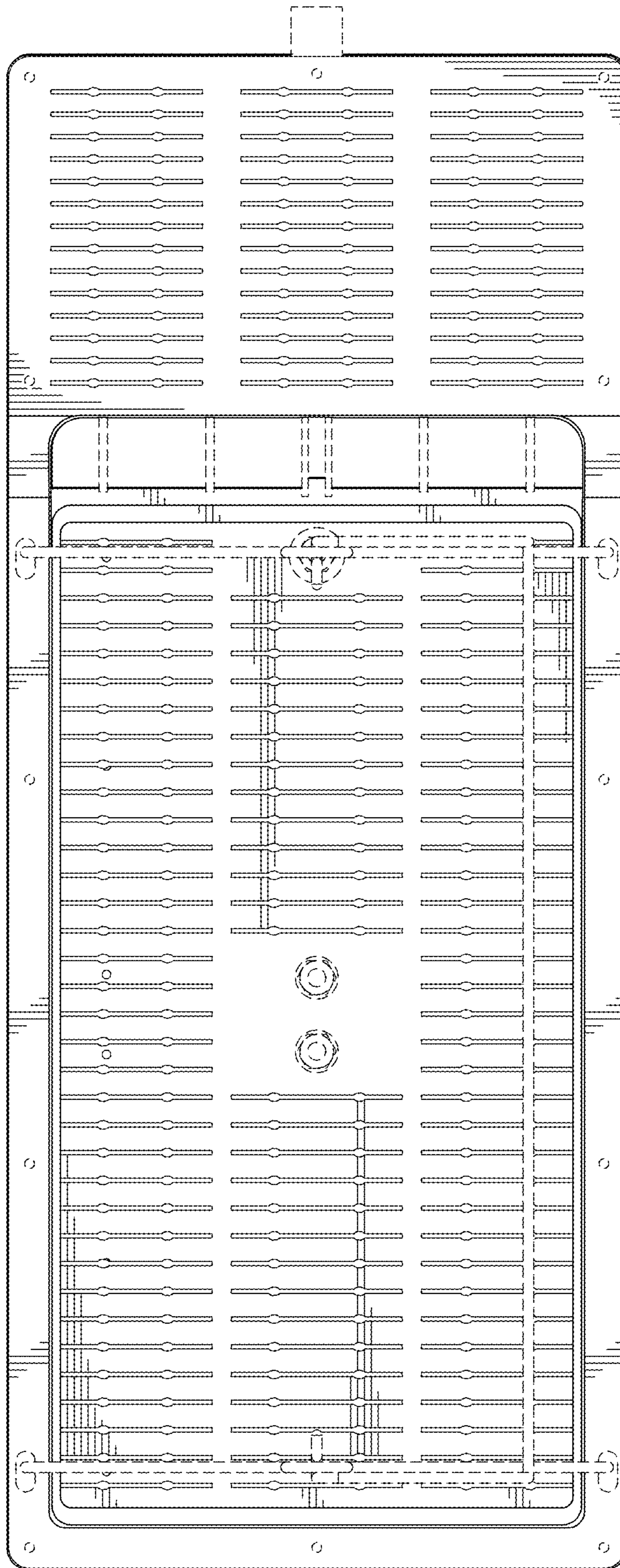


FIG. 6

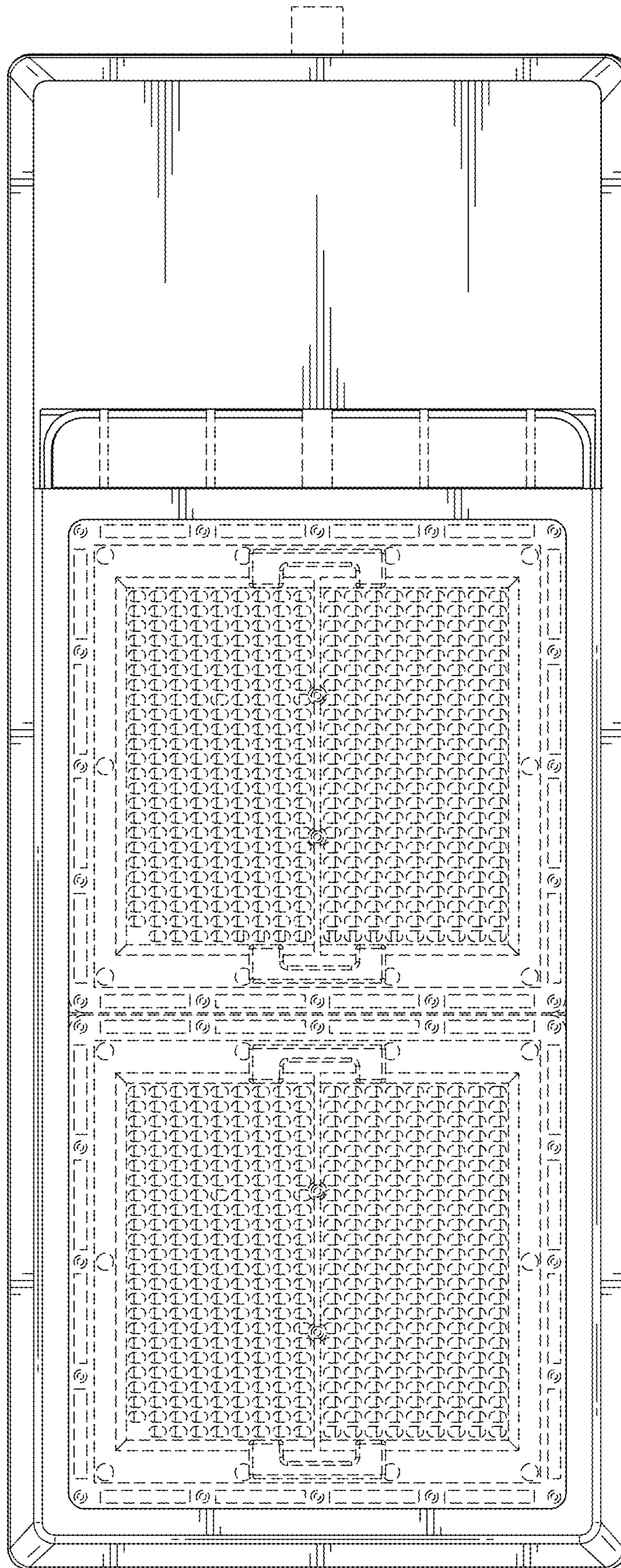


FIG. 7

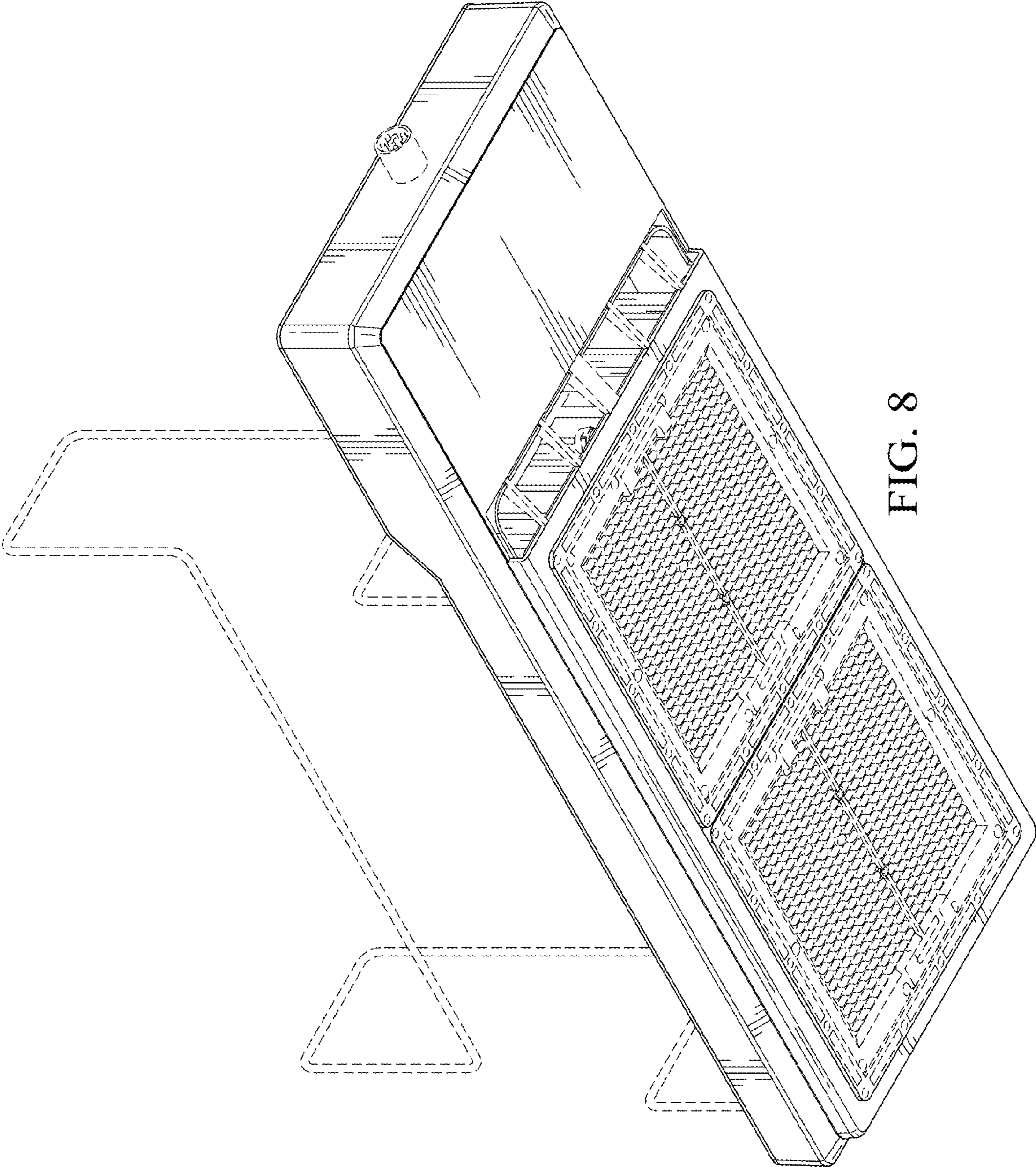


FIG. 8