



US00D933863S

(12) **United States Design Patent** (10) **Patent No.:** **US D933,863 S**
Hirata (45) **Date of Patent:** **** Oct. 19, 2021**

(54) **HEADLAMP FOR AUTOMOBILE**
(71) Applicant: **Nissan Motor Co., Ltd.**, Kanagawa (JP)
(72) Inventor: **Yusuke Hirata**, Kanagawa (JP)
(73) Assignee: **Nissan Motor Co., Ltd.**, Yokohama (JP)
(**) Term: **15 Years**
(21) Appl. No.: **29/727,631**
(22) Filed: **Mar. 12, 2020**

(30) **Foreign Application Priority Data**
Sep. 13, 2019 (JP) JP2019-020637
(51) **LOC (13) Cl.** **26-06**
(52) **U.S. Cl.**
USPC **D26/28**
(58) **Field of Classification Search**
USPC D26/28, 29, 30, 31, 32, 33, 34, 35, 36, D26/44
CPC F21S 48/00; F21S 48/10; F21S 48/115; F21S 48/225; F21S 48/1233; F21S 48/1266; F21S 48/1388; F21S 48/2268; F21V 21/04; F21W 2103/35; F21W 3/40; F21W 2102/17; F21W 2102/30; F21W 2103/00; F21W 2103/55; F21W 2104/00; F21W 2107/17; F21W 2107/13
See application file for complete search history.

(56) **References Cited**
U.S. PATENT DOCUMENTS
D780,966 S * 3/2017 Binder D26/28
D840,566 S * 2/2019 Lee D26/28
D856,559 S * 8/2019 Badstuebner D26/28
D861,935 S * 10/2019 Badstuebner D26/28
D864,437 S * 10/2019 Ishigaki D26/28

D864,438 S * 10/2019 Janssen D26/28
D869,713 S * 12/2019 Shim D26/35
D885,619 S * 5/2020 Kawaguchi D26/28
D891,653 S * 7/2020 Woodhouse D26/28
D894,438 S * 8/2020 Park Cheng D26/28
D897,013 S * 9/2020 Cheng D26/28

(Continued)

Primary Examiner — Angela J Lee
(74) *Attorney, Agent, or Firm* — Global IP Counselors, LLP

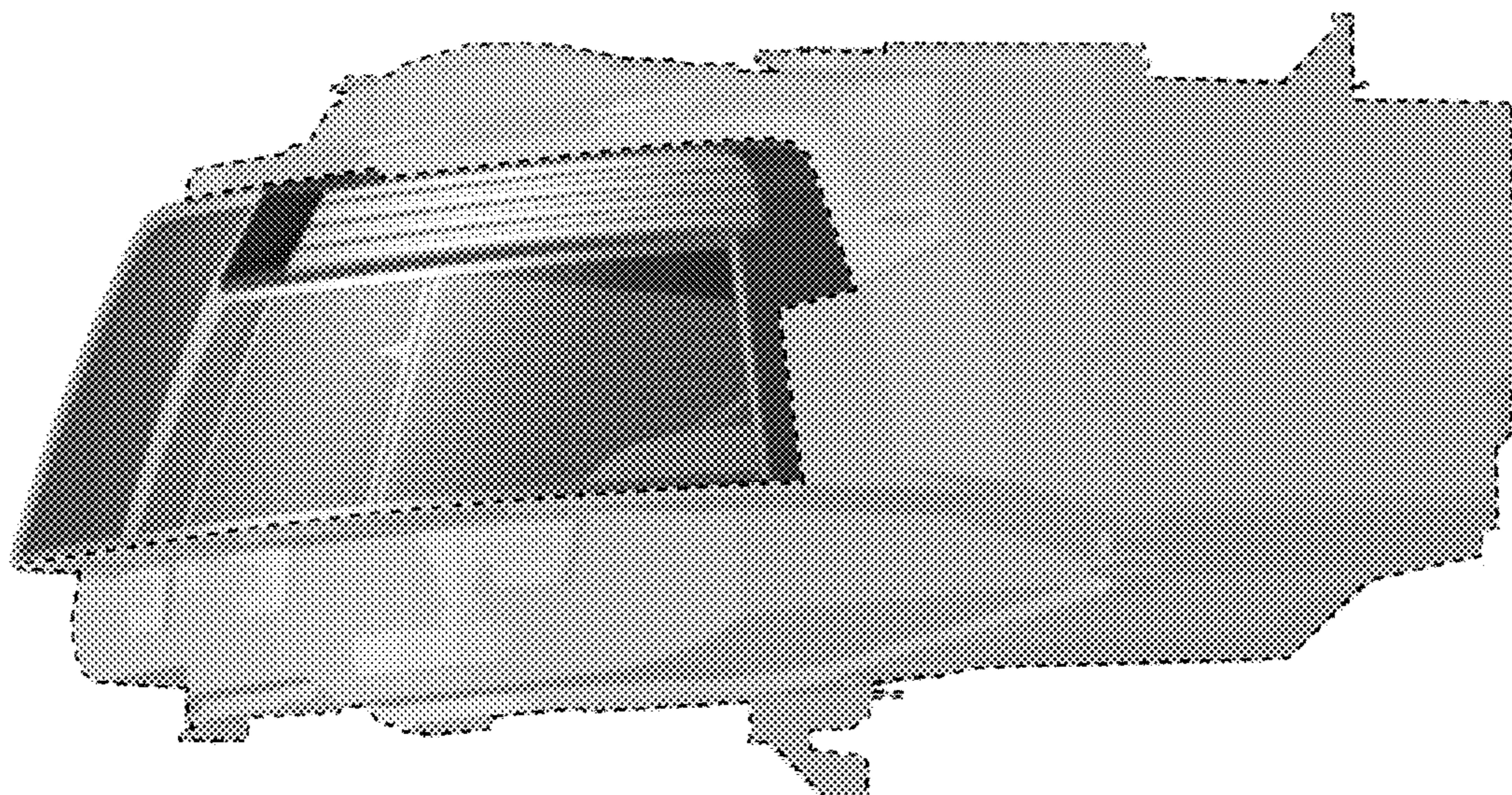
(57) **CLAIM**

The ornamental design for a headlamp for an automobile, as shown and described.

DESCRIPTION

FIG. 1 is an outside elevational view of a headlamp for an automobile in accordance with a first embodiment of my new design;
FIG. 2 is an inside elevational view thereof;
FIG. 3 is a top plan view thereof;
FIG. 4 is a bottom plan view thereof;
FIG. 5 is a front side elevational view thereof; and,
FIG. 6 is a front side perspective view thereof.
The headlamp is configured to be mounted to an automobile. The mounting structure and support structure of the headlamp, shown in broken lines in FIGS. 1 to 6, form no part of the claimed design since the mounting structure and support structure are hidden when the headlamp is mounted to the automobile.
In addition, the appearance of the rear side structures and inside structures of the headlamp as shown in broken lines in FIGS. 1 to 6 is for purpose of illustrating the boundaries of the exterior surface of the outside of the headlamp, and forms no part of the claimed design. The headlamp has a front lens that is transparent such that features behind the lens are at least partially visible as illustrated.
A second embodiment of my new design includes the mirror image of the headlamp shown in FIGS. 1 to 6.

1 Claim, 6 Drawing Sheets



(56)

References Cited

U.S. PATENT DOCUMENTS

D913,551 S * 3/2021 Sin D26/28
D914,255 S * 3/2021 Hong D26/28

* cited by examiner

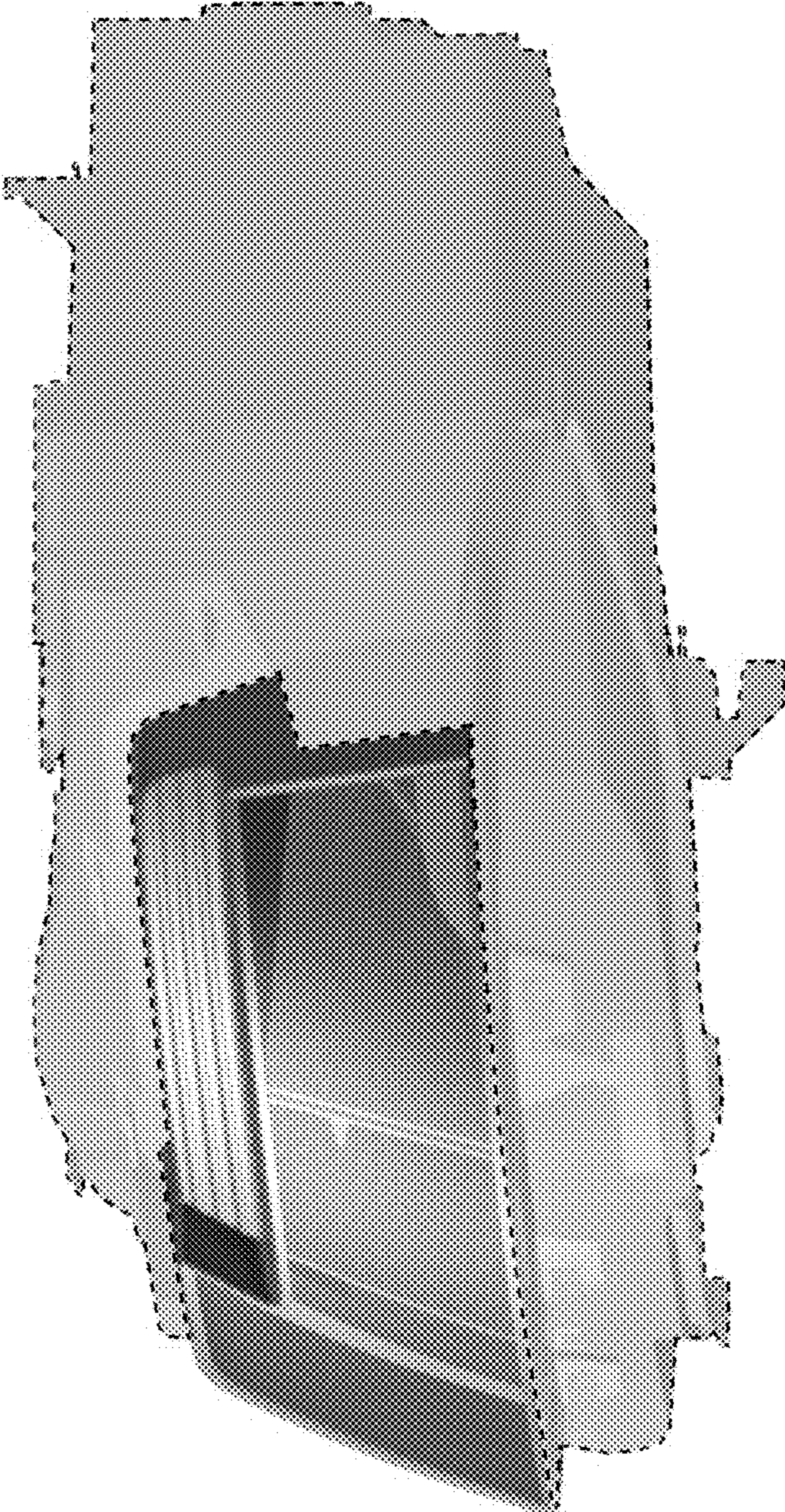


FIG. 1




FIG. 2

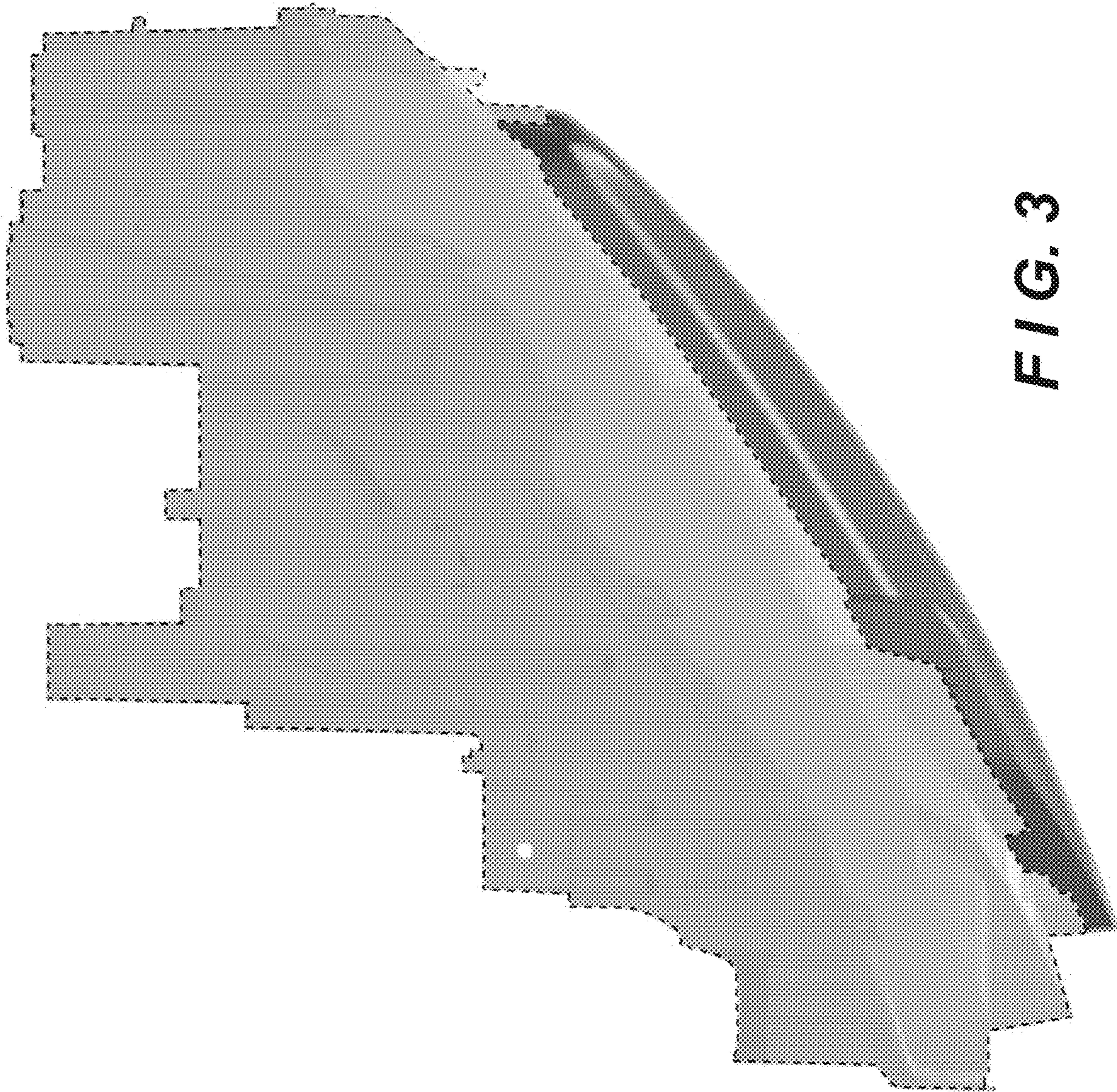


FIG. 3

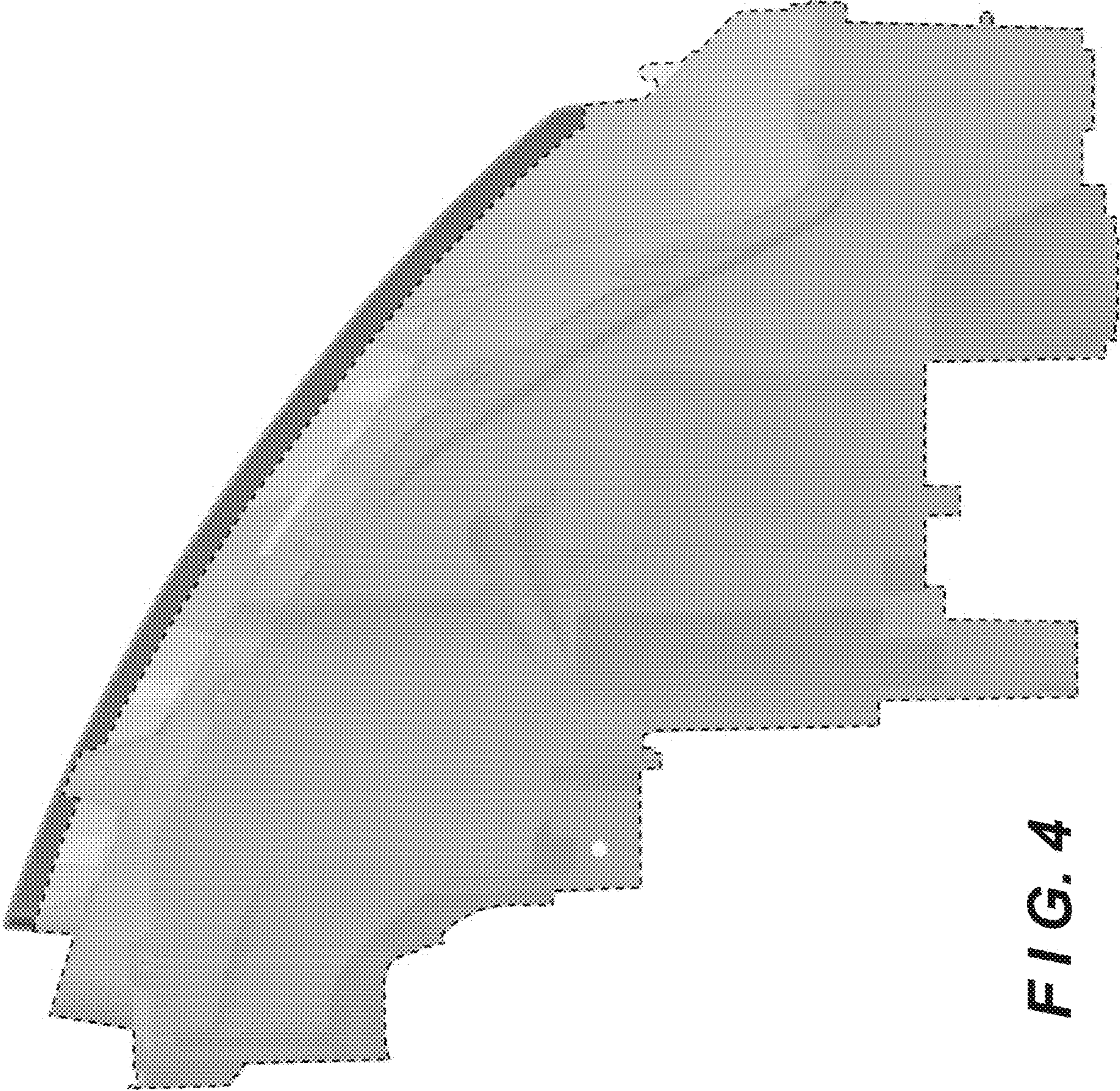


FIG. 4

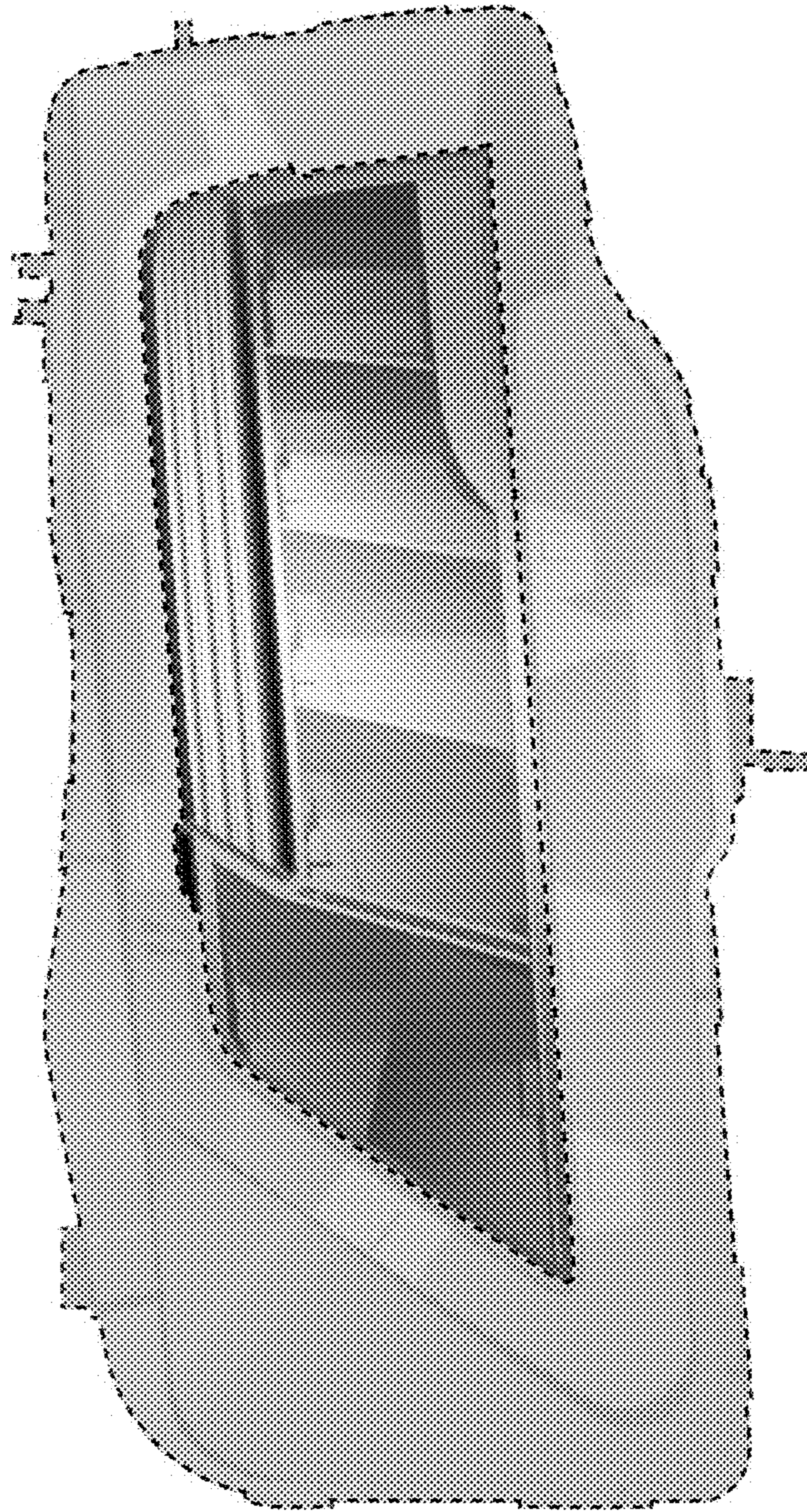


FIG. 5




FIG. 6