



US00D933860S

(12) **United States Design Patent** (10) **Patent No.:** **US D933,860 S**
Burks (45) **Date of Patent:** **** Oct. 19, 2021**

(54) **LIGHTING FIXTURE**
(71) Applicant: **LUCEPLAN S.R.L.**, Milan (IT)
(72) Inventor: **Stephen Burks**, New York, NY (US)
(73) Assignee: **LUCEPLAN S.R.L.**, Milan (IT)
(**) Term: **15 Years**
(21) Appl. No.: **29/672,650**
(22) Filed: **Dec. 7, 2018**

(30) **Foreign Application Priority Data**

Jun. 8, 2018 (EP) 005303179-0001

(51) **LOC (13) Cl.** **26-03**

(52) **U.S. Cl.**
USPC **D26/24**

(58) **Field of Classification Search**
USPC ... D24/1, 13, 15, 21, 24, 40, 76, 80, 81, 83,
D24/84, 86, 88, 90, 110, 120, 121, 130,
D24/144, 149, 150; D8/47
CPC F21S 8/00; F21S 8/03; F21S 8/04; F21S
8/06; F21S 8/061; F21S 8/063; F21S
8/065; F21V 21/00; F21V 21/10; F21V
15/01; F21V 15/012; F21V 15/015; F21Y
2103/00; F21Y 2103/10; F21Y 2103/20;
F21Y 2103/30; F21Y 2103/33
See application file for complete search history.

(56) **References Cited**

U.S. PATENT DOCUMENTS

D587,819 S * 3/2009 Ryan D25/119
D621,249 S * 8/2010 Heindl D8/382

D646,423 S * 10/2011 Chiu D26/85
D764,095 S * 8/2016 Clark D26/88
D810,348 S * 2/2018 Garrett D26/90
D829,958 S * 10/2018 Brennenstuhl D26/88
D846,179 S * 4/2019 Garrett D26/90
D856,726 S * 8/2019 Mak D6/714
D860,510 S * 9/2019 Greenberg D26/91
D876,702 S * 2/2020 Genovese D26/90
D886,560 S * 6/2020 Heinrich D8/47
2018/0172246 A1 * 6/2018 Walker F21V 15/015
2020/0023552 A1 * 1/2020 Heinrich B28D 7/04
2021/0071853 A1 * 3/2021 Tiessen F21V 21/104

* cited by examiner

Primary Examiner — Wan Laymon

Assistant Examiner — Clint A Samuel

(74) *Attorney, Agent, or Firm* — Nixon & Vanderhye


(57) **CLAIM**

The ornamental design for a lighting fixture, as shown and described.

DESCRIPTION

FIG. 1 is a perspective view of a lighting fixture, showing my design;
FIG. 2 is a front elevational view thereof;
FIG. 3 is a rear elevational view thereof;
FIG. 4 is a right side elevational view thereof;
FIG. 5 is a left side elevational view thereof;
FIG. 6 is a top plan view thereof; and,
FIG. 7 is a bottom plan view thereof.
The portion of the lighting fixture shown in broken lines forms no part of the claim.

1 Claim, 4 Drawing Sheets






FIG. 1




FIG. 2




FIG. 3




FIG. 4




FIG. 5

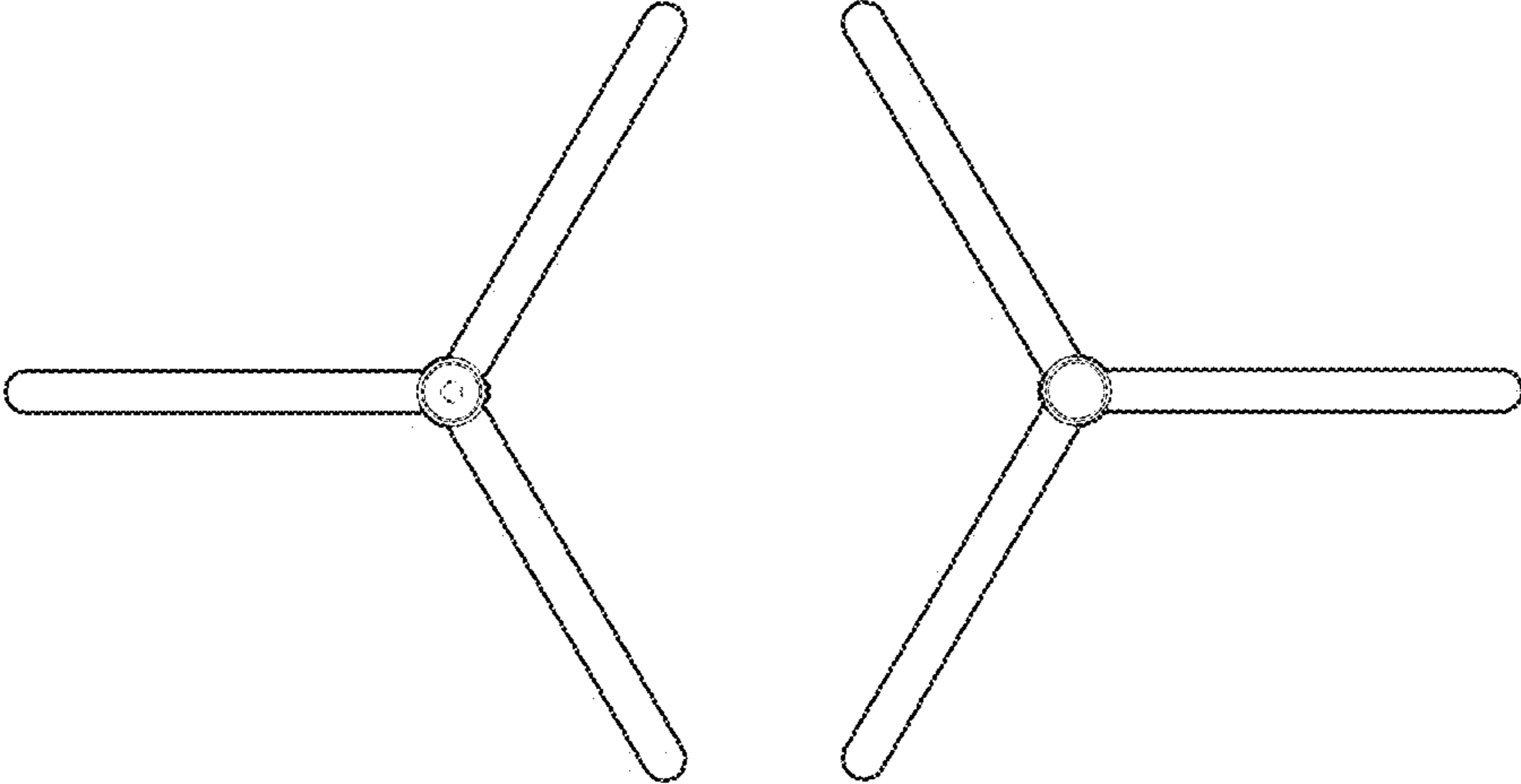


FIG. 6

FIG. 7