US00D933840S

(12) United States Design Patent

Hermann et al.

(10) Patent No.: US D933,840 S
(45) Date of Patent: ** Oct. 19, 2021

(54) **MICROCURRENT SKIN TREATMENT DEVICE**

(71) Applicant: **NSE PRODUCTS, INC.**, Provo, UT (US)

(72) Inventors: **Matthew Hermann**, Lindon, UT (US); **Thierry Sorhaïtz**, Lindon, UT (US); **DucToan T. Doan**, Orem, UT (US); **Mukul Bokil**, Orem, UT (US)

(73) Assignee: **NSE Products, Inc.**, Provo, UT (US)

(**) Term: **15 Years**

(21) Appl. No.: **29/732,120**

(22) Filed: **Apr. 21, 2020**

(51) **LOC (13) Cl.** **28-03**

(52) **U.S. Cl.**
USPC **D24/200**; D24/215

(58) **Field of Classification Search**
USPC D24/200, 214–215, 209; D28/9, 99
CPC A61N 1/322; A61N 1/328; A61N 1/36; A61N 1/18; A61N 5/022; A61N 5/0616; A61N 2005/0644; A61H 7/00; A61H 7/001;

(Continued)

(56) **References Cited**

U.S. PATENT DOCUMENTS

1,913,462 A 6/1933 Edward
2,480,023 A 8/1949 Holden

(Continued)

FOREIGN PATENT DOCUMENTS

DE 1757913 A1 6/1971
DE 20103026 U1 8/2001

(Continued)

OTHER PUBLICATIONS

Foreo, "Face Scrub Brush & Anti Aging Skin Care", Face Scrub Brush & Anti Aging Skin Care | Luna TM by Foreo downloaded from <https://www.foreo.com/luna>, Jan. 21, 2016, 5.

(Continued)

Primary Examiner — Wan Laymon
(74) *Attorney, Agent, or Firm* — Dorsey & Whitney LLP

(57) **CLAIM**

The ornamental design for a microcurrent skin treatment device, as shown and described.

DESCRIPTION

FIG. **1** is a top front right isometric view of a microcurrent skin treatment device.
FIG. **2** is a bottom rear left isometric view of the microcurrent skin treatment device.
FIG. **3** is a front elevation view of the microcurrent skin treatment device.
FIG. **4** is a rear elevation view of the microcurrent skin treatment device.
FIG. **5** is a left side elevation view of the microcurrent skin treatment device.
FIG. **6** a right side elevation view of the microcurrent skin treatment device.
FIG. **7** is a top plan view of the microcurrent skin treatment device.
FIG. **8** is a bottom plan view of the microcurrent skin treatment device.
FIG. **9** is a top front right isometric detail view of the head or skin contact portion of the microcurrent skin treatment device of FIG. **1**, showing the shallow surface pattern; and,
FIG. **10** is a front detail view of the head or skin contact portion of the microcurrent skin treatment device of FIG. **1**, also showing the shallow surface pattern.
The parallel lines at the transitions between surfaces of shallow patterns are intended to illustrate a transition that can include smooth rounding or bevel facets in the transition.

1 Claim, 7 Drawing Sheets

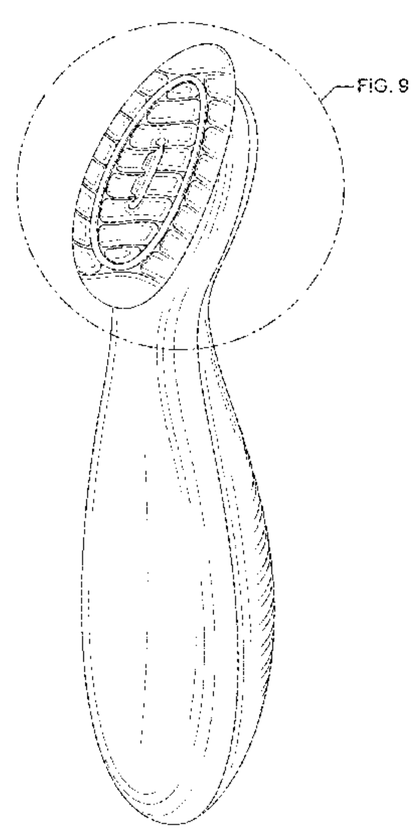

(58) **Field of Classification Search**
CPC ... A61H 7/003; A61H 7/005; A61H 2205/00; A61H 2205/022; A61H 2205/024; A61H 2205/025; A61H 2205/04; A61H 2205/06; A61H 2205/10
See application file for complete search history.

(56) **References Cited**

U.S. PATENT DOCUMENTS

2,682,675 A 7/1954 Frank
2,764,773 A 10/1956 Roy et al.
3,234,933 A 2/1966 Martin
3,320,947 A 5/1967 Hans
3,906,940 A 9/1975 Kawada
3,968,789 A 7/1976 Simoncini
4,027,348 A 6/1977 Flowers et al.
4,033,356 A 7/1977 Hara
4,249,521 A 2/1981 Gueret
D262,672 S 1/1982 Iten et al.
4,343,265 A 8/1982 Belschner
4,463,485 A 8/1984 Gueret
D285,131 S 8/1986 Wilkeson
4,846,181 A 7/1989 Miller
4,907,601 A 3/1990 Frick
5,016,616 A 5/1991 Hu
D321,434 S 11/1991 Strickler
5,147,297 A 9/1992 Myers et al.
5,162,043 A 11/1992 Lew et al.
5,176,130 A 1/1993 Kim
D333,730 S 3/1993 Martin
D333,922 S 3/1993 Strickler et al.
5,228,165 A 7/1993 Westberry et al.
D342,319 S 12/1993 Cheng
D344,137 S 2/1994 Yoo
5,298,017 A 3/1994 Theeuwes et al.
5,326,341 A 7/1994 Lew et al.
D351,947 S 11/1994 Fitzgerald
D357,322 S 4/1995 Matthews
5,405,317 A 4/1995 Myers et al.
D358,654 S 5/1995 Smith
5,441,613 A 8/1995 Mccormick et al.
D368,343 S 3/1996 Gebhard et al.
D369,220 S 4/1996 Huang
D369,447 S 4/1996 Kubes et al.
D370,124 S 5/1996 Chamieh
5,514,167 A 5/1996 Smith et al.
5,667,487 A 9/1997 Henley
D385,351 S 10/1997 Manzie et al.
5,685,837 A 11/1997 Horstmann
D409,337 S 5/1999 Johnson
D414,582 S * 9/1999 Hwang D28/9
6,076,222 A 6/2000 Jolly
6,119,038 A 9/2000 Cook
6,266,560 B1 7/2001 Zhang et al.
6,267,736 B1 7/2001 Mccambridge et al.
6,347,246 B1 2/2002 Perrault et al.
D460,554 S 7/2002 Park
6,421,561 B1 7/2002 Morris
6,424,862 B1 7/2002 Brown et al.
D462,483 S 9/2002 Campbell
6,443,915 B1 * 9/2002 Hwang A61N 1/32 601/15
6,452,584 B1 9/2002 Walker et al.
6,584,349 B1 6/2003 Sage, Jr. et al.
6,588,964 B1 7/2003 Au et al.
D479,336 S 9/2003 La et al.
D481,463 S 10/2003 Cook et al.
6,653,014 B2 11/2003 Anderson et al.
D484,605 S 12/2003 Cook et al.
D485,990 S 2/2004 Wallace
D486,233 S 2/2004 Cook et al.
D487,154 S 2/2004 Cook et al.
6,743,215 B2 6/2004 Bernabei
6,766,199 B2 7/2004 Cook et al.
D496,731 S 9/2004 Park, II
6,801,808 B2 10/2004 Lee
6,840,955 B2 1/2005 Ein
D514,328 S 2/2006 Huang
D523,962 S 6/2006 Huang
7,194,316 B2 3/2007 Bousfield et al.
D539,916 S 4/2007 Baldacchini
D539,917 S 4/2007 Park
D544,092 S 6/2007 Lewis
D545,970 S 7/2007 Eknoian et al.
D545,971 S 7/2007 Eknoian et al.
D546,958 S 7/2007 Kim
D548,339 S 8/2007 Stonier et al.
D555,407 S 11/2007 Lan
7,305,269 B2 12/2007 Cook et al.
7,306,569 B2 * 12/2007 LaJoie A61H 7/005 601/17
7,320,691 B2 1/2008 Pilcher et al.
D564,087 S 3/2008 Yodfat et al.
D565,306 S 4/2008 Orgna et al.
D567,387 S 4/2008 Nan
D571,926 S 6/2008 Wu
7,383,083 B2 6/2008 Fischer et al.
7,384,377 B2 6/2008 Berman
7,386,347 B2 6/2008 Lee et al.
7,386,906 B2 6/2008 Roth et al.
7,395,110 B2 7/2008 Hofmann et al.
7,415,306 B2 8/2008 Levin et al.
D589,257 S 3/2009 Van
7,786,626 B2 8/2010 Reishus et al.
D629,528 S 12/2010 Adkisson
7,850,997 B2 12/2010 Romero et al.
D636,886 S 4/2011 Lopez
D636,933 S 4/2011 Newman
7,959,951 B2 6/2011 Stefano et al.
D646,795 S 10/2011 Seehoff et al.
D649,258 S 11/2011 Lev-ran
D661,811 S 6/2012 Ferguson et al.
D664,665 S 7/2012 Wahng et al.
8,271,090 B1 9/2012 Hartman et al.
D671,281 S 11/2012 Singer
8,386,032 B2 2/2013 Bachinski et al.
D682,497 S 5/2013 Wargo et al.
D685,084 S 6/2013 Guarraia et al.
8,523,791 B2 9/2013 Castel
8,560,080 B2 10/2013 Singal et al.
D696,160 S 12/2013 Kittoe
8,639,361 B2 1/2014 Nathanson
D699,903 S 2/2014 Singer
8,679,039 B2 3/2014 Tieu et al.
8,745,807 B2 6/2014 Varner et al.
D711,656 S 8/2014 Brewer et al.
D715,553 S 10/2014 Brewer et al.
D720,933 S 1/2015 Albers
8,945,104 B2 2/2015 Boone et al.
8,954,155 B2 2/2015 Campbell
D726,418 S 4/2015 Gruber et al.
9,032,576 B2 5/2015 Zelickson et al.
D733,899 S 7/2015 Ferguson et al.
D734,949 S 7/2015 Behnam
9,138,257 B2 * 9/2015 Revivo A61H 7/005
D740,033 S 10/2015 Gruber et al.
9,205,254 B1 12/2015 Britt et al.
D749,325 S 2/2016 Middendorp
D752,235 S 3/2016 Levi et al.
9,272,141 B2 3/2016 Nichols
D753,399 S 4/2016 Owen et al.
D753,400 S 4/2016 Khoun et al.
9,301,657 B2 4/2016 Miller et al.
D768,391 S 10/2016 Kling et al.
9,474,898 B2 10/2016 Gozani et al.
D778,064 S 2/2017 Owen et al.
D778,065 S 2/2017 Kern et al.
D778,066 S 2/2017 Kern et al.
D780,933 S * 3/2017 Uchida D24/200
D781,588 S 3/2017 Lee
D782,197 S 3/2017 Kern et al.
D795,593 S 8/2017 Huang
D796,212 S 9/2017 Thornton
D797,461 S 9/2017 Dandridge et al.
D803,572 S 11/2017 Nichols

(56) **References Cited**

U.S. PATENT DOCUMENTS

D810,312	S	2/2018	Cascini et al.	
10,046,160	B1	8/2018	Kern	
D828,570	S	9/2018	Boaz et al.	
10,080,428	B2	9/2018	Kern	
D829,445	S	10/2018	Kern et al.	
D847,359	S	4/2019	Kern et al.	
D863,574	S *	10/2019	Yan	D24/200
10,537,736	B2 *	1/2020	Hyun	A61N 1/328
10,661,072	B2	5/2020	Kern et al.	
10,765,199	B2 *	9/2020	Kern	A61H 7/003
10,772,473	B2 *	9/2020	Johnstone	A46D 1/0238
2002/0156402	A1	10/2002	Woog et al.	
2002/0193831	A1	12/2002	Smith	
2003/0004556	A1	1/2003	Mcdaniel	
2003/0032900	A1	2/2003	Ella	
2004/0220456	A1	11/2004	Eppstein	
2004/0265395	A1	12/2004	Sun et al.	
2005/0059914	A1	3/2005	Kleinhenz et al.	
2005/0064528	A1	3/2005	Kwon et al.	
2005/0113725	A1	5/2005	Masuda	
2005/0142093	A1	6/2005	Skover et al.	
2005/0197618	A1	9/2005	Plummer et al.	
2005/0277950	A1	12/2005	Pilcher et al.	
2005/0278877	A1	12/2005	Akridge et al.	
2006/0010630	A1	1/2006	Tse	
2006/0058714	A1	3/2006	Rhoades	
2006/0276731	A1	12/2006	Thiebaut et al.	
2007/0142845	A1	6/2007	Akridge et al.	
2007/0179412	A1	8/2007	Imboden et al.	
2007/0185431	A1	8/2007	Kern	
2007/0276449	A1	11/2007	Gunter et al.	
2008/0005860	A1	1/2008	Niizaki et al.	
2008/0119913	A1	5/2008	Powell et al.	
2008/0125682	A1	5/2008	Bonneyrat	
2008/0167590	A1	7/2008	Jon et al.	
2008/0222822	A1	9/2008	Cobabe et al.	
2008/0295268	A1	12/2008	Lei	
2008/0312579	A1	12/2008	Chang et al.	
2009/0198159	A1	8/2009	Linzell	
2009/0318853	A1	12/2009	Reed et al.	
2010/0042018	A1	2/2010	Kleinsinger	
2010/0049180	A1	2/2010	Wells et al.	
2010/0217357	A1	8/2010	Da et al.	
2010/0262051	A1	10/2010	De	
2010/0292746	A1	11/2010	Gorham	
2010/0305206	A9	12/2010	Messadek	
2011/0015687	A1	1/2011	Nebrigic et al.	
2011/0028548	A1	2/2011	Fossel	
2011/0118655	A1	5/2011	Fassih et al.	
2011/0184499	A1	7/2011	Radi	
2011/0224743	A1	9/2011	Britt	
2011/0251537	A1	10/2011	Yeo	
2012/0121313	A1	5/2012	Thiebaut	
2012/0165708	A1	6/2012	Parsloe	
2012/0165710	A1	6/2012	Nichols	
2012/0209151	A1	8/2012	Zhou et al.	
2013/0023805	A1	1/2013	Ungemach et al.	
2013/0023806	A1	1/2013	Ungemach et al.	
2013/0046212	A1	2/2013	Nichols	
2013/0079689	A1	3/2013	Thierman	
2013/0289416	A1	10/2013	Feferberg	
2015/0034113	A1	2/2015	Yamagishi et al.	
2015/0150754	A1 *	6/2015	Kadra	A61H 7/005 601/81
2015/0265825	A1	9/2015	Miller et al.	
2015/0305487	A1	10/2015	Pardo et al.	
2015/0305969	A1	10/2015	Giraud et al.	
2015/0359324	A1	12/2015	Brewer	
2016/0045081	A1	2/2016	Kern	
2016/0045678	A1	2/2016	Vallero et al.	
2016/0183670	A1	6/2016	Brewer et al.	
2016/0206087	A1	7/2016	Skidmore et al.	
2016/0303364	A1	10/2016	Osborne	
2017/0049278	A1	2/2017	Thomassen	
2017/0073050	A1	3/2017	Smith	
2017/0112333	A1	4/2017	Mccauley	
2017/0189670	A1	7/2017	Brunson et al.	
2018/0055720	A1	3/2018	Sitkovetskiy et al.	

FOREIGN PATENT DOCUMENTS

GB	1208149	A	10/1970
JP	2001293050	A	10/2001
JP	2004249061	A	9/2004
JP	2006061486	A	3/2006
JP	2010524625	A	7/2010
JP	2013106741	A	6/2013
KR	101068809	B1	10/2011
WO	2004057999	A1	7/2004
WO	2006019764	A2	2/2006
WO	2008135953	A1	11/2008
WO	2009136911	A1	11/2009
WO	2013077284	A1	5/2013
WO	2013132363	A1	9/2013
WO	2013132364	A1	9/2013
WO	2014024084	A1	2/2014
WO	2014118596	A1	8/2014
WO	2014195516	A1	12/2014
WO	2016025702	A1	2/2016
WO	2016196635	A2	12/2016
WO	2017027793	A1	2/2017
WO	2018218183	A2	11/2018
WO	2018218183	A3	1/2019

OTHER PUBLICATIONS

International Search Report and Written Opinion dated Jan. 15, 2016 for International Patent Application No. PCT/US2015/045040, 22 pages.

International Preliminary Report on Patentability dated Nov. 24, 2016 for International Patent Application No. PCT/US2015/045040, 13 pages.

International Search Report and Written Opinion dated Nov. 26, 2018 for International Patent Application No. PCT/US2018/034714, 15 pages.

International Search Report and Written Opinion dated Dec. 1, 2016 for International Patent Application No. PCT/US2016/046738, 11 pages.

International Preliminary Report on Patentability dated Feb. 22, 2018 for International Patent Application No. PCT/US2016/046738, 8 pages.

"Facemaster Platinum Instruction Manual", downloaded from https://www.facemaster.com/pages/manual-and-quick-start-guides-for-facemaster-microcurrent-machine on Jan. 22, 2019, pp. 9.

"International Search Report and Written Opinion for PCT/US19/12219", dated Apr. 19, 2019, 45 pages.

"Rejuvenique Facial Toning System #RJV10", from Salton, Inc., Aug. 8, 2001; 6 pages.

"TLV61220 Low-Input Voltage Step-Up Converter in Thin SOT-23 Package", Texas Instruments, May 2012, revised Dec. 2014, pp. 24.

Jung, Woo-Suk et al., "Powerful curved piezoelectric generator for wearable applications", Nano Energy, Science Direct, vol. 13, Apr. 2015, ISSN 2211-2855, pp. 174-181.

Moodie, "Clinique Advocates 'fitness for the face'", The Moodie Report, "Clinique advocates 'fitness for the face' with new Sculptwear range", downloaded from https://www.moodiereport.com/document.php?doc_id=43808, Sep. 6, 2015, 2.

"Deep Cleansing Brush", Proactiv Advertisement—Deep Cleansing Brush, https://www1.proactiv.com, 1 page, date unknown.

Thakral, Gaurav et al., "Electrical stimulation to accelerate wound healing", Diabetic Foot & Ankle, 2013; 4:10.3402/dfa.v4i0.22081, Sep. 16, 2013, 1-9.

Xout, "X Out Wash In Treatement", X Out Wash In Treatment—Acne Treatment for Teens I X Out™, downloaded from https://www.xout.com/specialoffer/, Oct. 27, 2015, 1.

Partial Search Report dated Jul. 14, 2021 in connection with International Patent Application No. PCT/US2021/025579, 8 pages.

(56) **References Cited**

OTHER PUBLICATIONS

W. Paulus, "Chapter 26 Transcranial Direct Current Stimulation (tDCS)" Clinical Neurophysiology Supplement, Jan. 1, 2003, vol. 56, pp. 249-254.

* cited by examiner

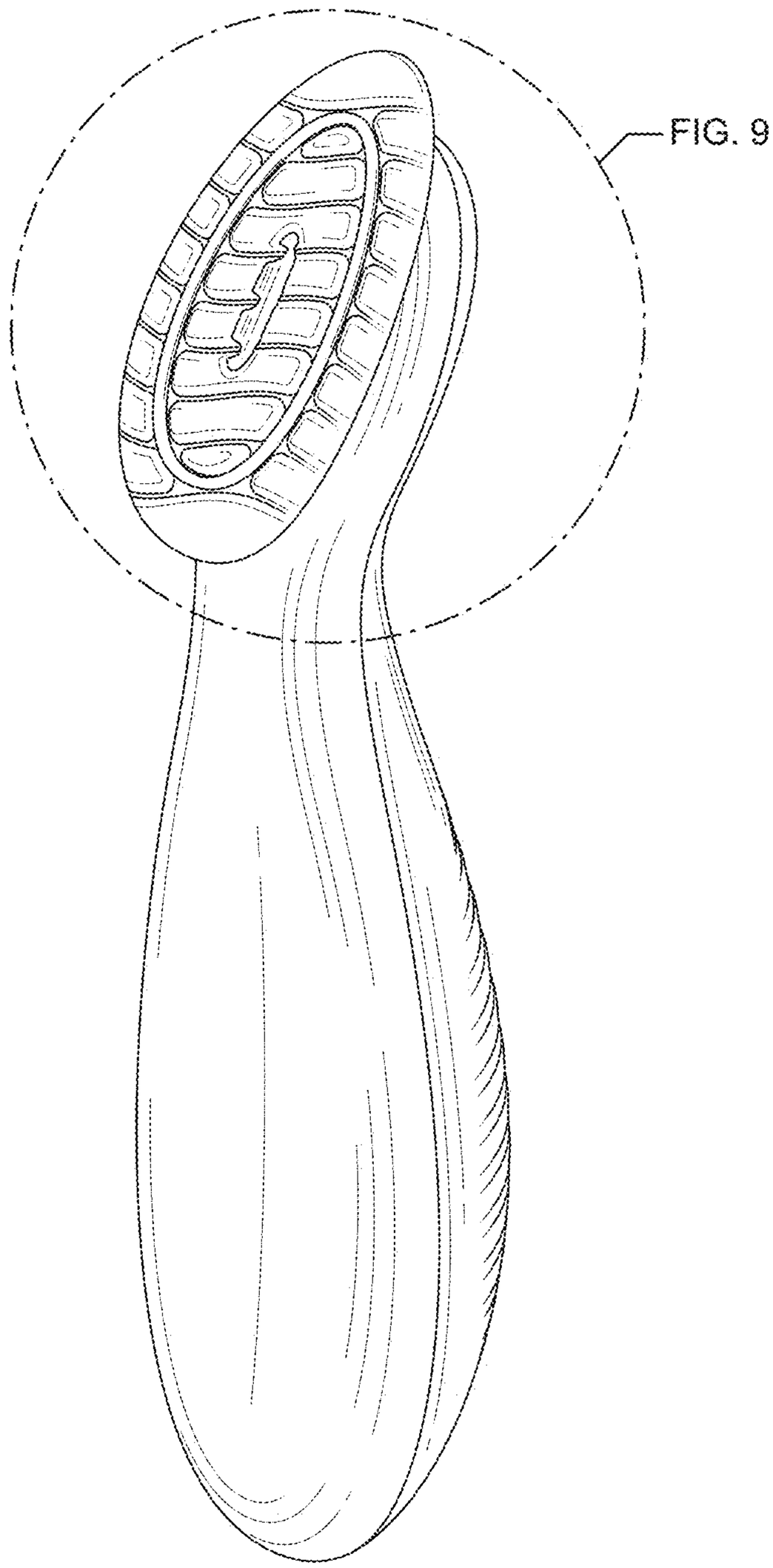

FIG. 1

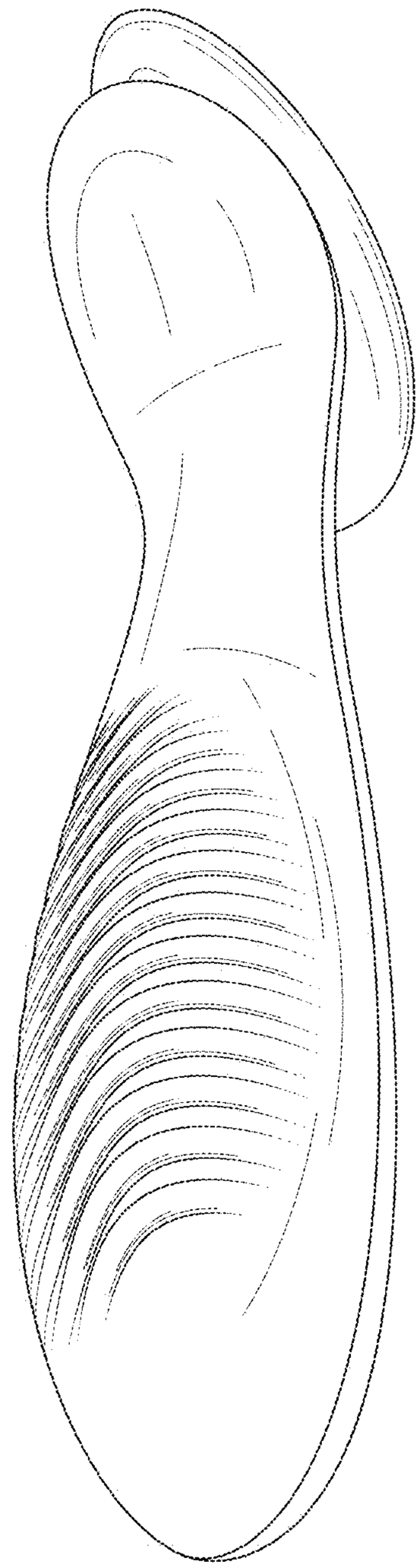

FIG. 2

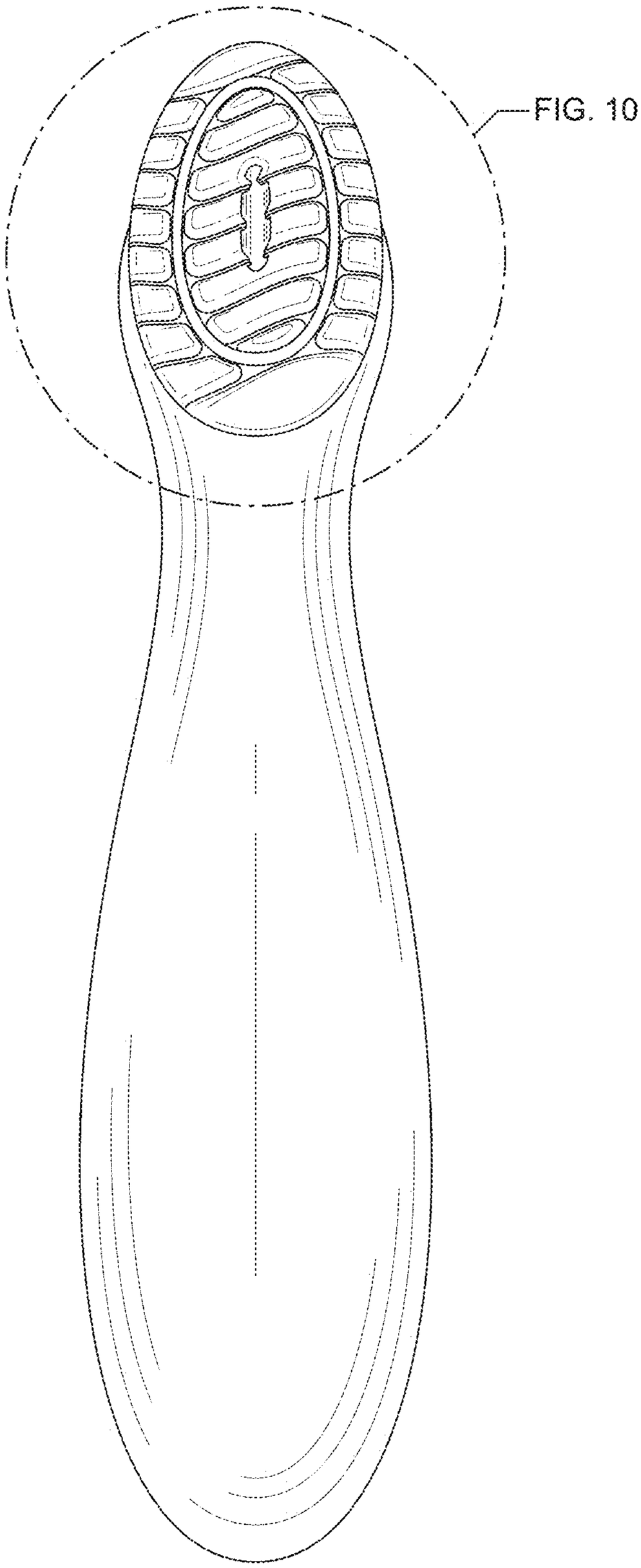

FIG. 3

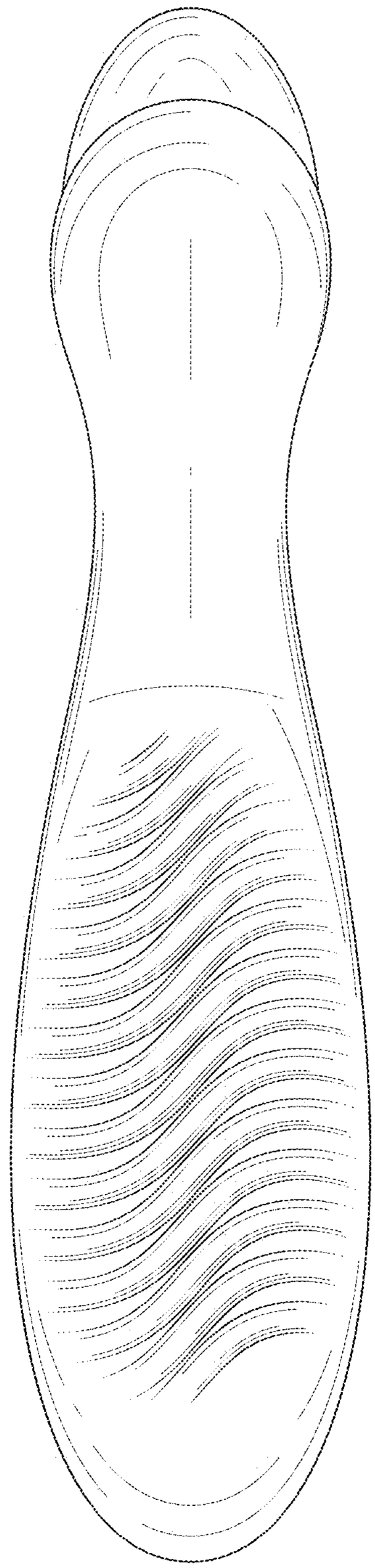

FIG. 4

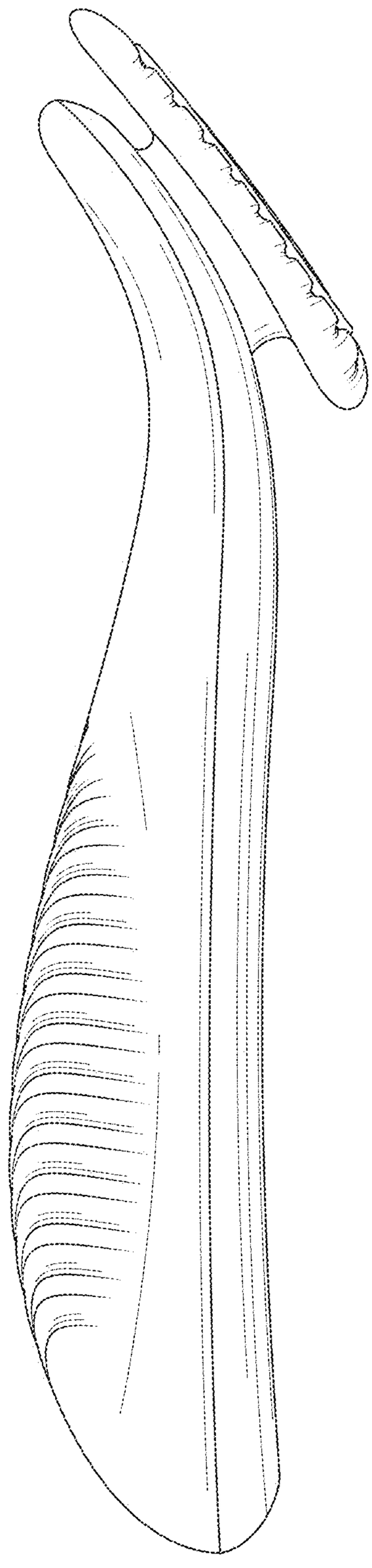

FIG. 5

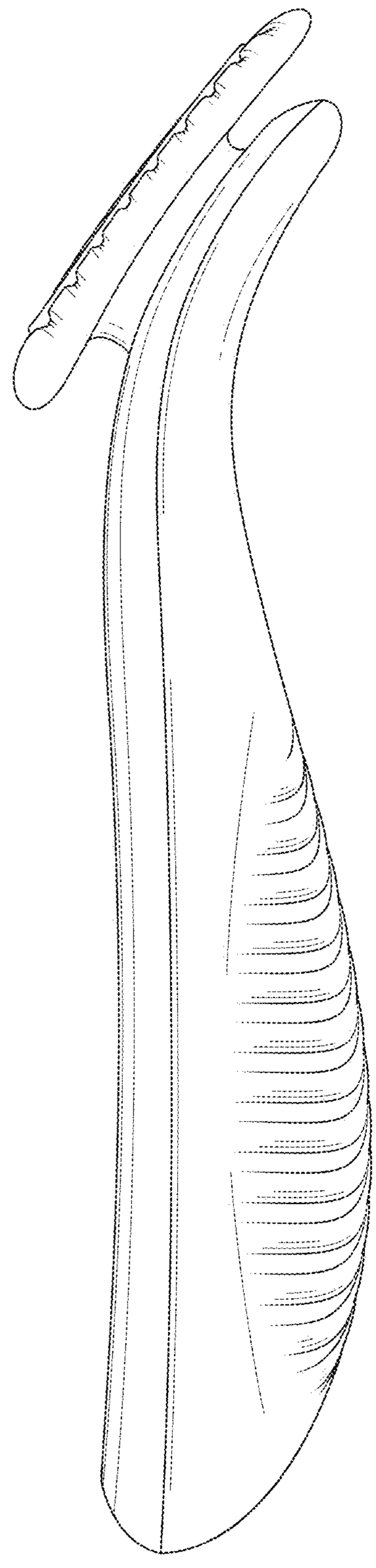

FIG. 6

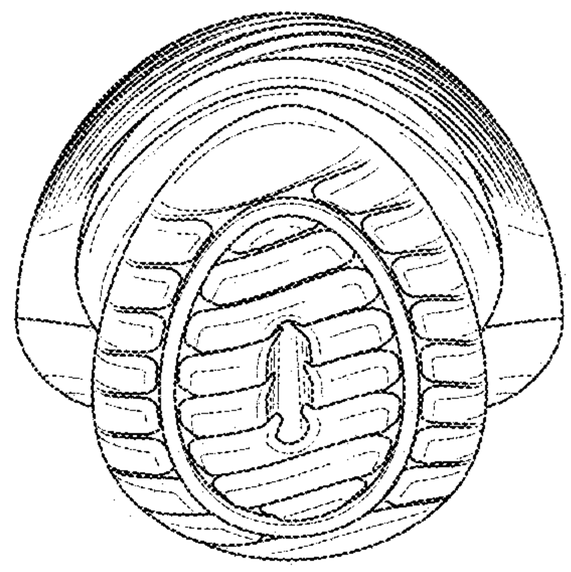

FIG. 7

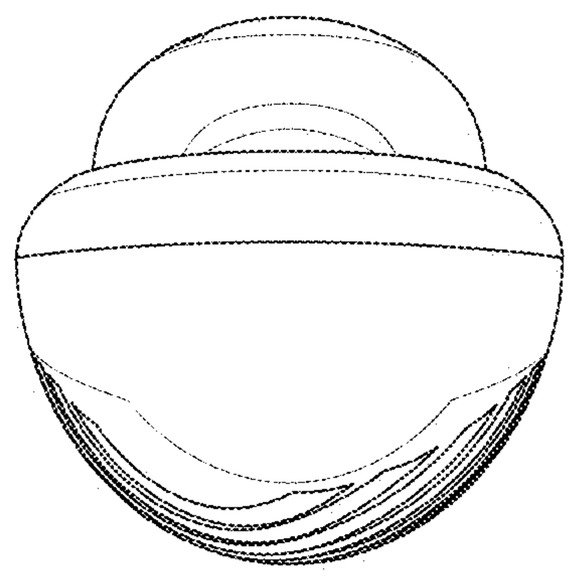

FIG. 8

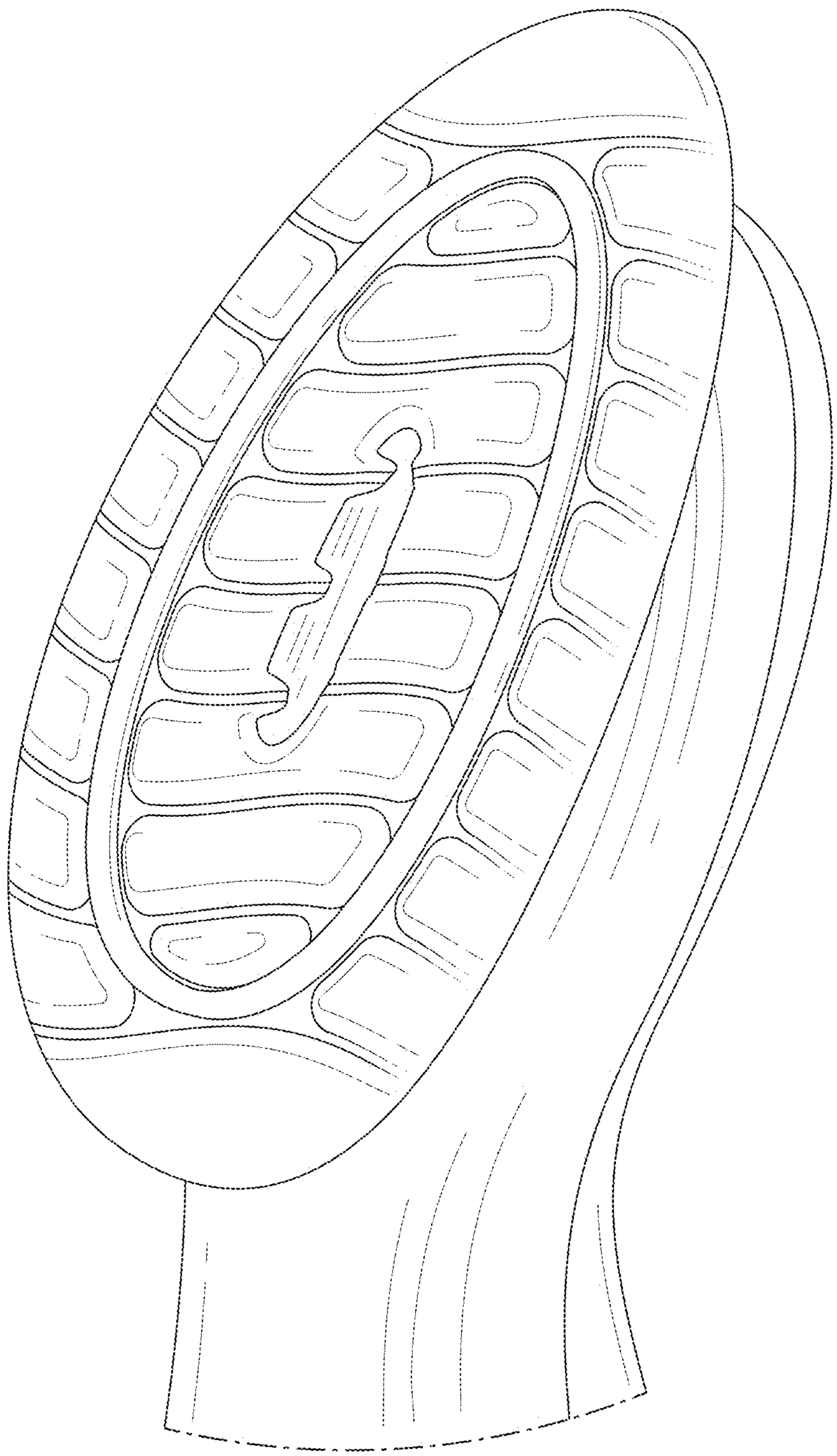

FIG. 9

FIG. 10

UNITED STATES PATENT AND TRADEMARK OFFICE

CERTIFICATE OF CORRECTION

PATENT NO. : D933,840 S
APPLICATION NO. : 29/732120
DATED : October 19, 2021
INVENTOR(S) : Matthew Hermann et al.

It is certified that error appears in the above-identified patent and that said Letters Patent is hereby corrected as shown below:

On the Title Page

The description, second column, third line from the bottom, reading:
"shallow patterns"
Should be:
--shallow surface patterns--.

Signed and Sealed this
First Day of March, 2022

Drew Hirshfeld
Performing the Functions and Duties of the
Under Secretary of Commerce for Intellectual Property and
Director of the United States Patent and Trademark Office