



US00D933823S

(12) **United States Design Patent** (10) **Patent No.:** **US D933,823 S**
Stein et al. (45) **Date of Patent:** **** Oct. 19, 2021**

(54) **TUBING SUPPORT PLATE**

(71) Applicant: **OYAK Global Investments S.A.**,
Luxembourg (LU)
(72) Inventors: **Andrew John Stein**, Arlington, MA
(US); **Jayanthi Prasad**, Lexington, MA
(US); **Andrew Glenn Ziegler**,
Arlington, MA (US)
(73) Assignee: **OYAK GLOBAL INVESTMENTS**
S.A., Grand Duchy of Luxembourg
(LU)

(**) Term: **15 Years**

(21) Appl. No.: **29/712,041**

(22) Filed: **Nov. 5, 2019**

(51) **LOC (13) Cl.** **24-01**

(52) **U.S. Cl.**
USPC **D24/162**

(58) **Field of Classification Search**
USPC D3/203.1, 203.2, 203.3; D6/332, 641,
D6/642, 643, 643.1, 644, 645, 646, 647,
D6/649, 650, 650.1, 655, 655.1, 655.11,
D6/655.12, 655.13, 655.14, 655.15,
D6/655.16, 655.17, 655.18, 655.19, 655.2,
D6/655.21, 655.22, 655.23, 698, 700,
D6/701, 553, 559, 561, 563; D10/40;
D13/101, 112, 114, 118, 120, 121, 122,
D13/119, 158, 159, 160, 162, 177, 182;
D14/300, 301, 302, 307, 313, 314, 389,
D14/435, 437; D15/199; D23/200, 202,
D23/207, 209, 210, 499; D24/100, 133,
D24/144, 158, 159, 160, 162, 163, 164,
D24/170, 177, 183, 184, 185, 186, 187,
D24/216, 217, 227, 228, 229, 230, 231,
D24/232, 233, 234; D25/15; D34/12, 14
CPC A61B 17/00; A61B 2017/00013; A61B
2017/00199; A61B 2017/00212; A61B
17/00234; A61B 2017/00349; A61B
2017/00353; A61B 34/00; A61B 34/30;

(Continued)

(56) **References Cited**

U.S. PATENT DOCUMENTS

D114,116 S * 4/1939 Emanuel D13/121
D332,082 S * 12/1992 Cordes D13/121

(Continued)

OTHER PUBLICATIONS

The SSD Review, "Zotac ZBox PI320 Mini-PC Review and Teardown",
first available Nov. 5, 2014. (thessdreview.com/our-reviews/zotac-
zbox-pi320-mini-pc-review-and-teardown/2/) (Year: 2014).*

(Continued)

Primary Examiner — April Rivas

Assistant Examiner — Justin A Johnson

(74) *Attorney, Agent, or Firm* — Foley Hoag LLP; David
P. Halstead; Stephen J. Kenny

(57) **CLAIM**

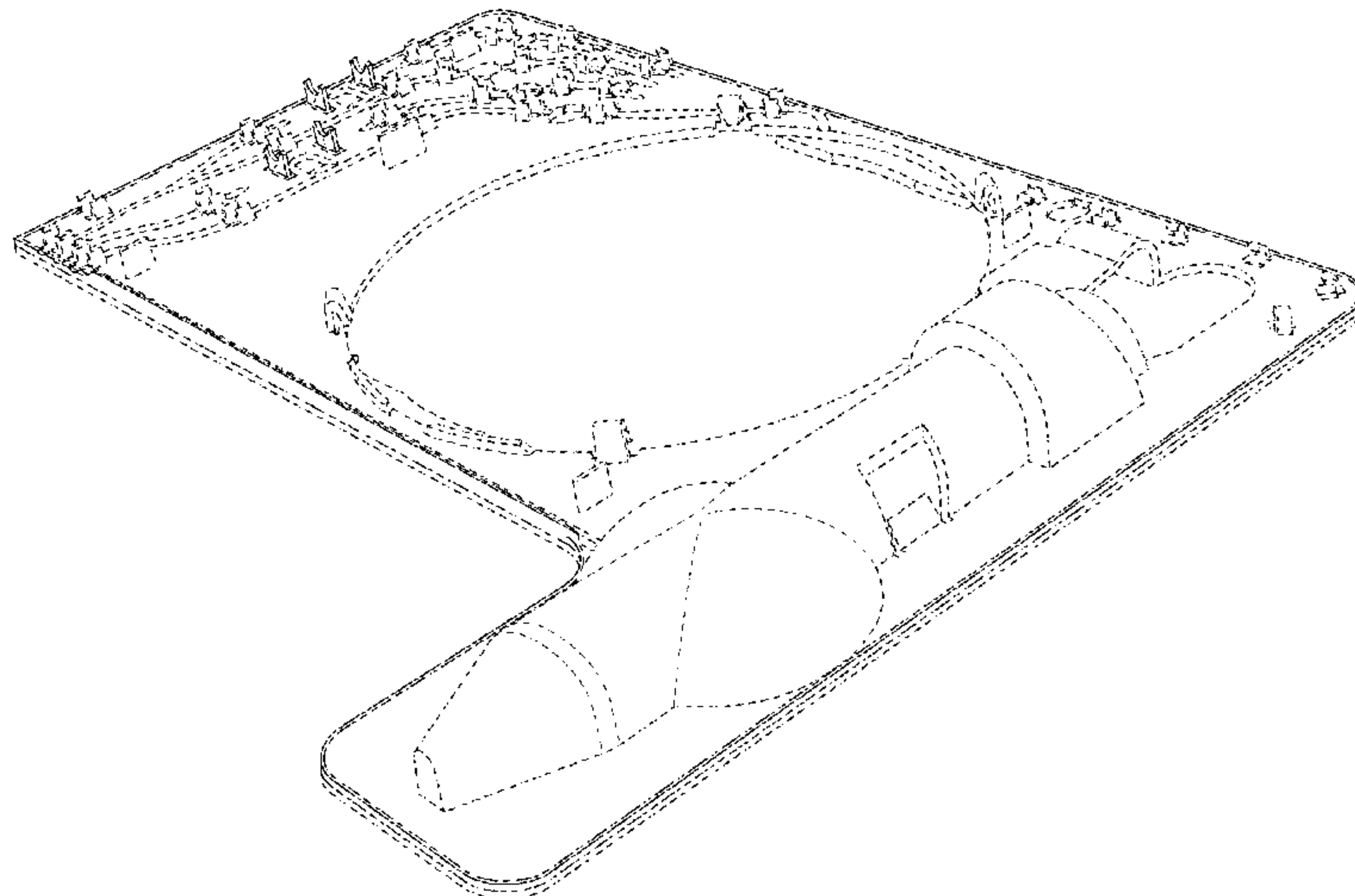
The ornamental design for a tubing support plate, as shown
and described.

DESCRIPTION

FIG. 1 is a bottom, front, and right side perspective view of
a tubing support plate showing our new design;
FIG. 2 is a front elevation view thereof;
FIG. 3 is a rear elevation view thereof;
FIG. 4 is a left side elevation view thereof;
FIG. 5 is a right side elevation view thereof;
FIG. 6 is top plan view thereof; and,
FIG. 7 is a bottom plan view thereof.

The dash-dash broken lines represent portions of the tubing
support plate that form no part of the claimed design. The
dot-dash broken lines represent boundaries of the claimed
design, and form no part of the claimed design.

1 Claim, 5 Drawing Sheets



(58) **Field of Classification Search**

CPC A61B 2034/301; A61B 2034/302; A61B 2034/303; A61B 2034/304; A61B 2034/305; A61B 2034/306; A61B 34/32; A61B 34/35; A61B 34/37; A61B 90/40; A61B 2090/401; A61B 50/00; A61B 50/10; A61B 2050/105; A61B 50/13; A61B 50/15; A61B 2050/185; A61B 50/20; A61B 2050/21; A61B 50/22; A61B 50/24; A61B 50/26; A61B 50/30; A61B 50/3001; A61B 2050/3004; A61B 2050/3005; A61B 2050/3006; A61B 2050/3007; A61B 2050/3008; A61B 2050/3009; A61B 2050/3011; A61B 34/20; A61B 50/33; A61B 50/34; A61B 5/0033; A61B 5/0035; A61B 5/0036; A61B 5/0037; A61B 5/004; A61B 5/0042; A61B 5/0044; A61G 12/00; A61G 12/001; A61G 12/002; A61G 12/004; A61G 12/005; A61G 12/007; A61G 12/008; A61J 7/00; A61J 7/0069; A61J 7/0076; A61J 7/0084; A61J 7/02; A61J 7/04; A61J 7/0409; A61J 7/0418; A61J 7/0427; A61J 7/0436; A61J 7/0445; A61J 7/0454; A61J 7/0463; A61J 7/0472; A61J 7/0481; A61J 7/049; A61J 7/03; A61J 2200/30; A61J 2205/10; B01L 3/502707; B01L 3/5027; B62B 3/00; B62B 3/002; B62B 3/02; B62B 5/06; B62B 5/061; B62B 5/064; B62B 5/065; B62B 5/066; B62B 5/067; B65D 83/04; B65D 83/0409; B65D 83/0418; B65D 83/0427; B65D 83/0436; B65D 83/0445; B65D 83/0454; B65D 83/0463; B65D 83/0472; B65D 83/0481; B65D 83/049; G02F 1/00; G02F 1/01; G09G 3/00; G09G 3/006; G09G 3/34; G09G 3/3406; G09G 3/3413; G09G 3/342; G09G 3/3426; G16H 20/00; G16H 20/10; G16H 20/13; G16H 20/17; G16H 20/30; G16H

20/40; G16H 20/60; G16H 20/70; G16H 20/90; G16H 40/00; G16H 40/60; Y10T 137/00; F28D 15/0275; F28D 21/0003; F02M 26/32; F28F 1/025; F28F 3/022; F28F 21/00; H01L 23/3677; H01L 23/4334

See application file for complete search history.

(56)

References Cited

U.S. PATENT DOCUMENTS

D442,567 S * 5/2001 Kang D13/182
 D474,773 S * 5/2003 Kondo D13/182
 D552,048 S * 10/2007 He G01N 33/491
 D13/182
 D642,546 S * 8/2011 Greene, Jr. H05K 1/115
 D13/182
 D739,937 S * 9/2015 Lin D24/162
 D880,484 S * 4/2020 Li D14/435
 D883,240 S * 5/2020 Fathauer H05K 1/115
 D13/182
 D895,058 S * 9/2020 Kurani F28D 15/0233
 D23/200
 2006/0084174 A1 * 4/2006 Ogawa G01N 33/491
 436/63
 2014/0323357 A1 * 10/2014 Handique C12Q 1/686
 506/26
 2016/0209121 A1 * 7/2016 Yeh F28D 15/0233

OTHER PUBLICATIONS

BioTek, "Take3 Micro-Volume Plate", first available Jul. 13, 2019. (<https://web.archive.org/web/20190713032419/https://www.biotek.com/products/accessories/take3-micro-volume-plate/>) (Year: 2019).*
 Horiba Medical, "2021 Catalog", first available Nov. 2020. (https://static.horiba.com/fileadmin/Horiba/Products/Medical/By_Segment/Catalog_2021_HORIBA_Medical_vers.Export_pdf.pdf) (Year: 2020).*
 James Ormond, "MicroMedicine", first available Jan. 4, 2021. (https://web.archive.org/web/20210104174251if_/https://www.jamesormond.com/micromedicine) (Year: 2021).*
 U.S. Appl. No. 29/712,034, filed Nov. 5, 2019, Stein et al.
 U.S. Appl. No. 29/712,038, filed Nov. 5, 2019, Stein et al.
 U.S. Appl. No. 29/712,060, filed Nov. 5, 2019, Stein et al.

* cited by examiner

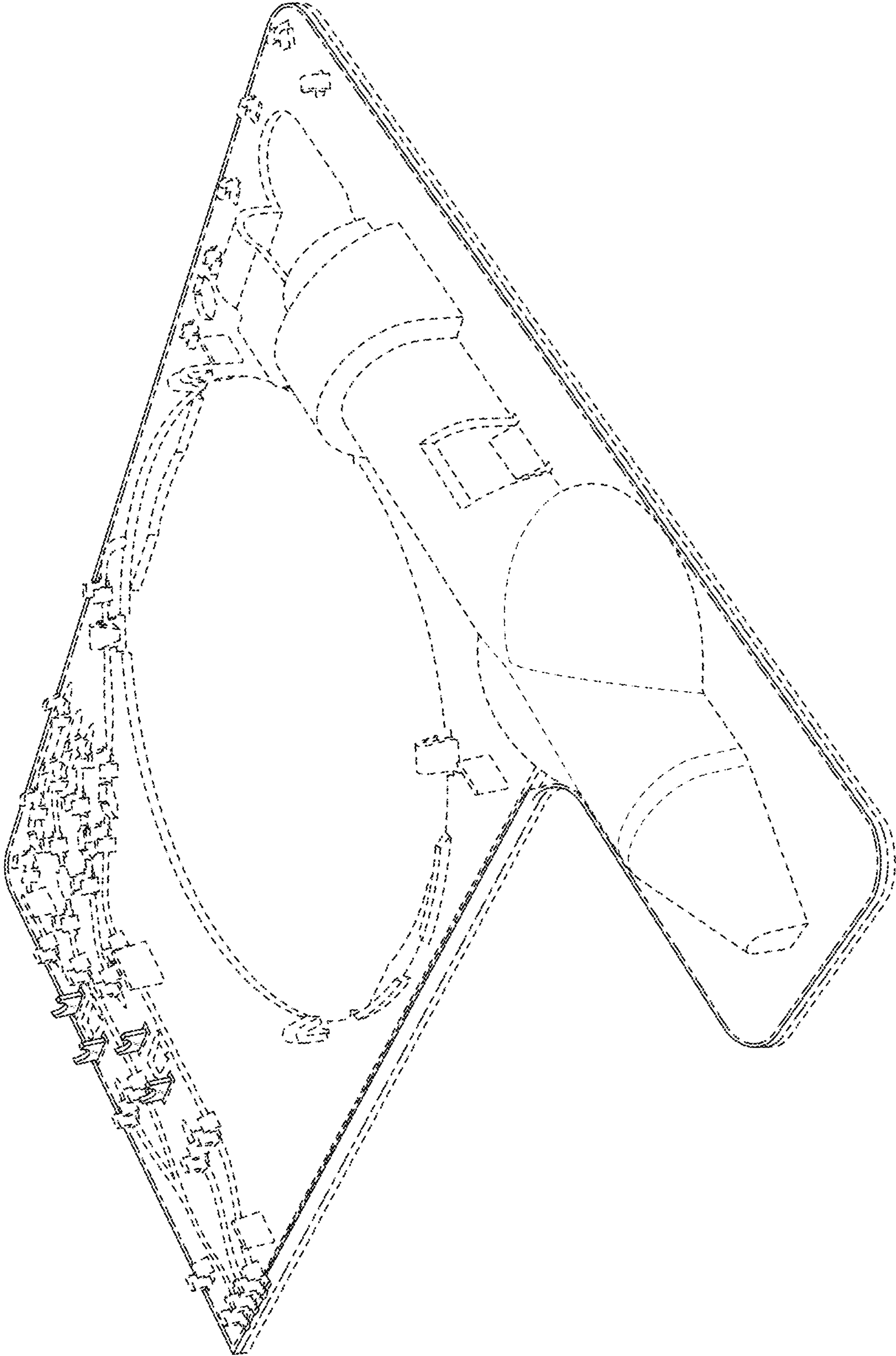


FIG. 1

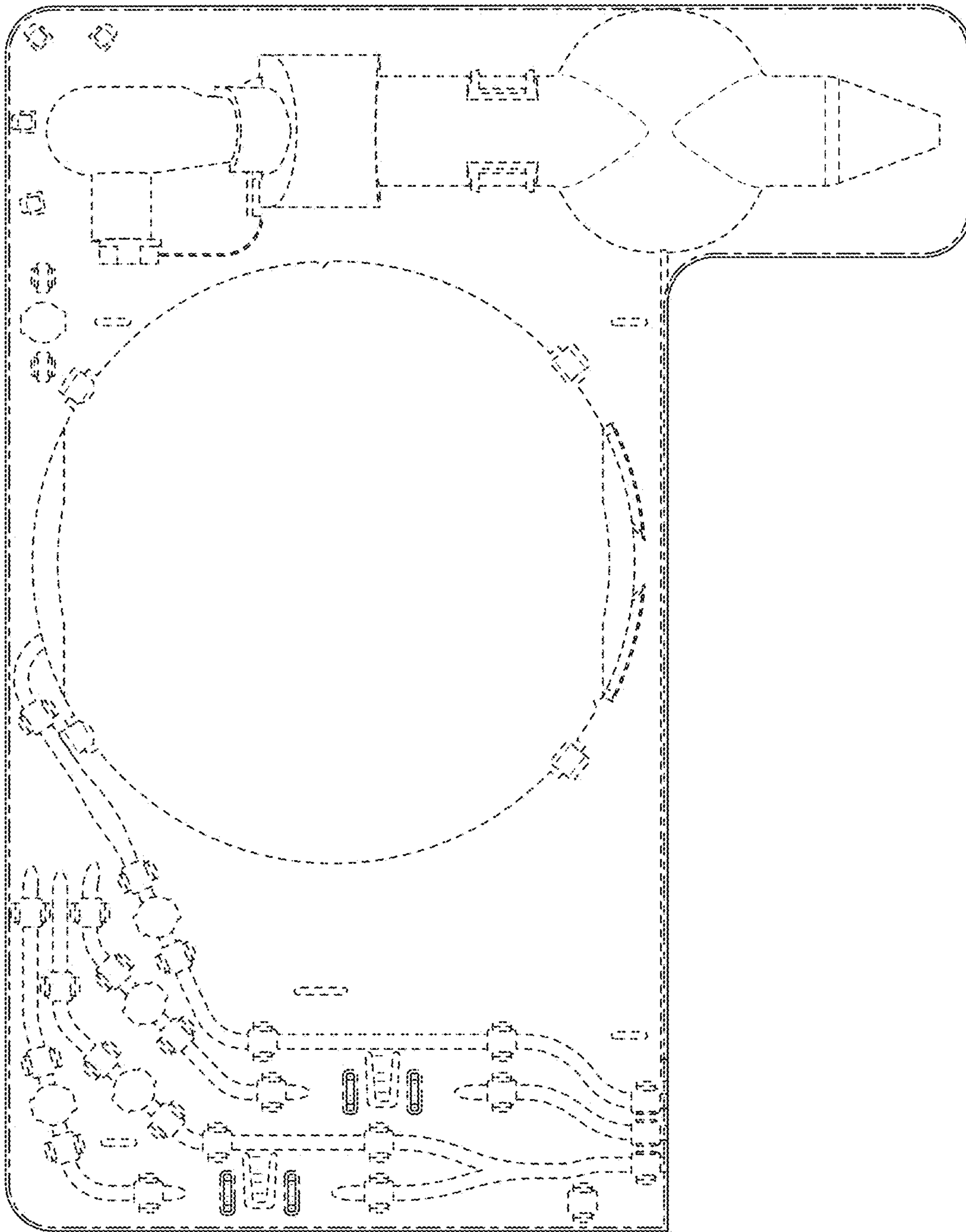


FIG. 2

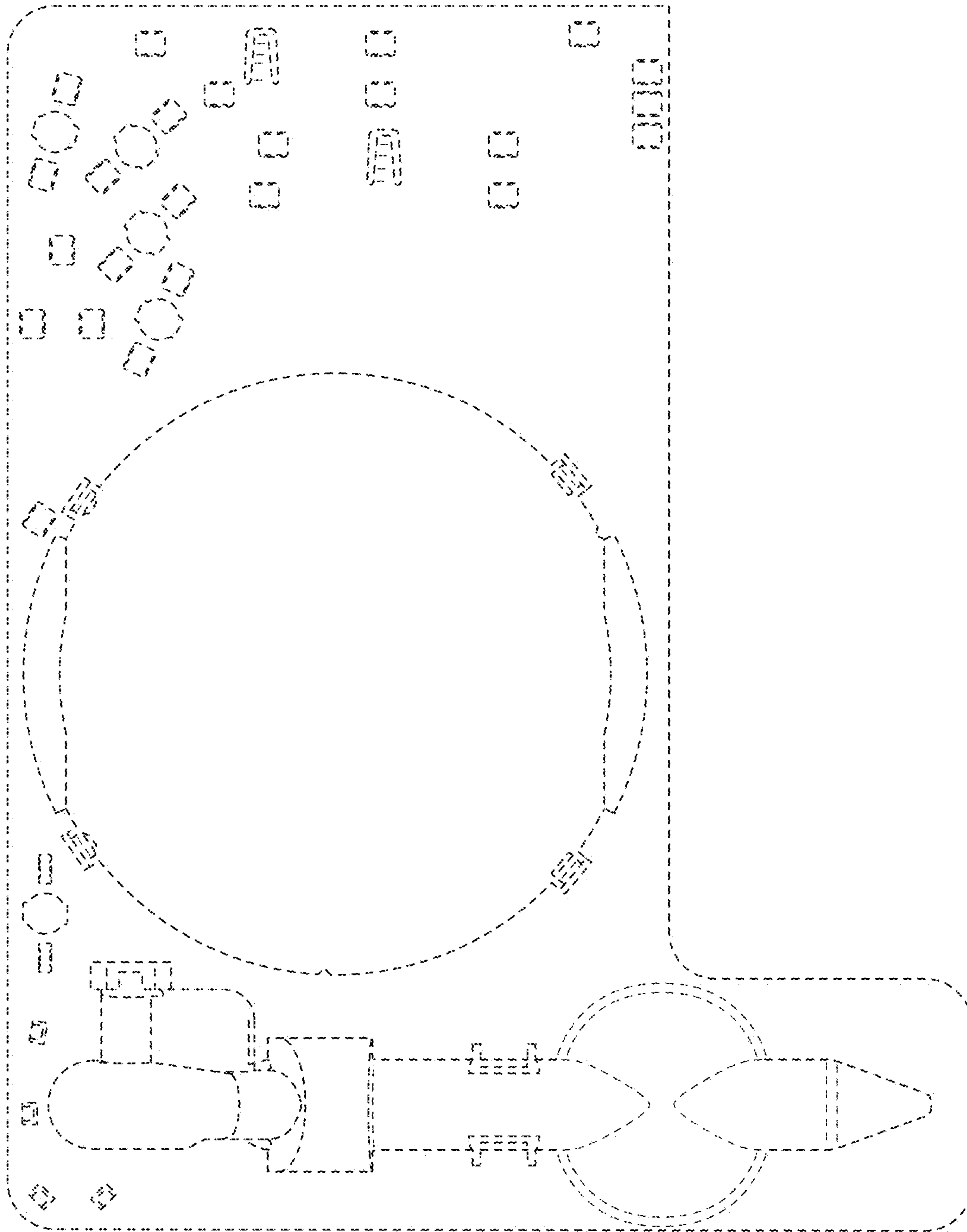


FIG. 3

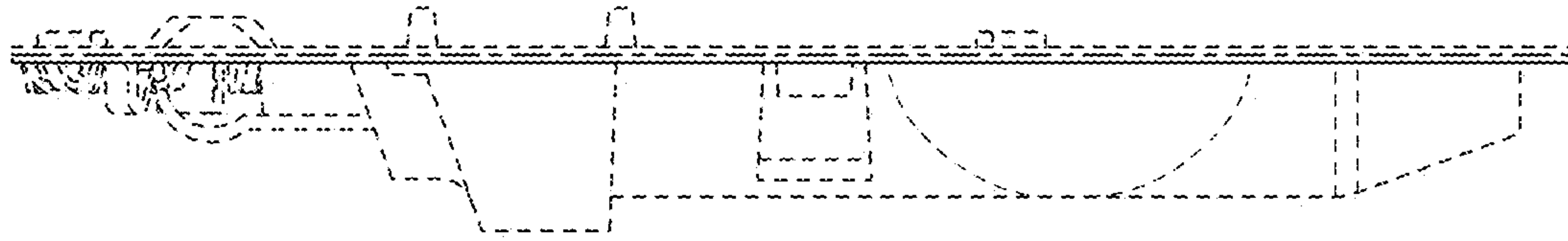


FIG. 5

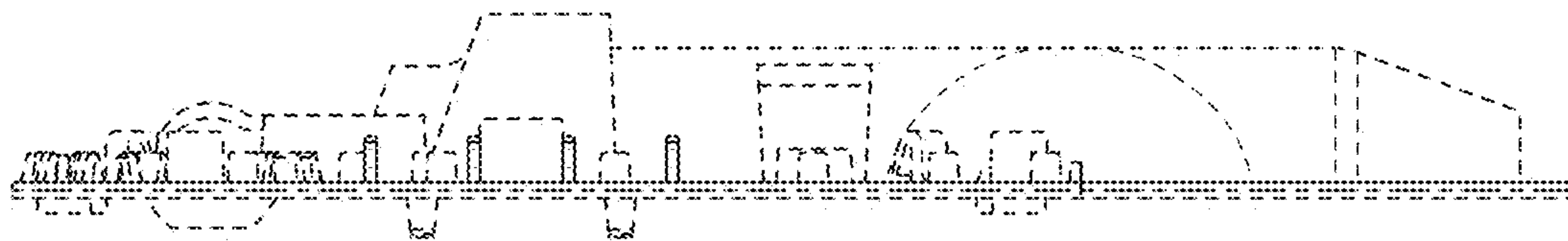


FIG. 4

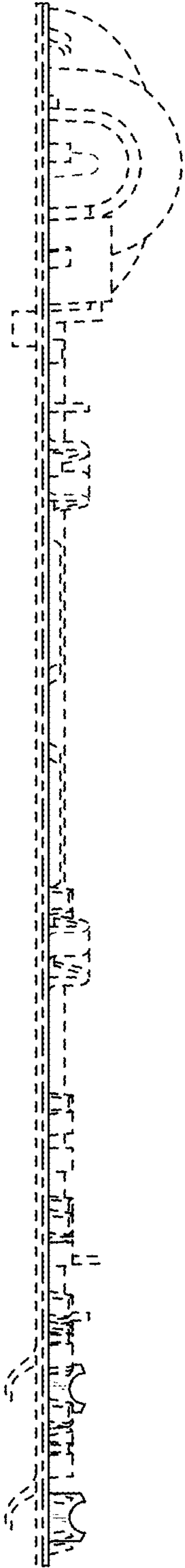


FIG. 6




FIG. 7