



US00D933815S

(12) **United States Design Patent** (10) **Patent No.:** **US D933,815 S**  
**Eves et al.** (45) **Date of Patent:** **\*\* Oct. 19, 2021**

(54) **COMBINED ELBOW AND TUBE MODULE FOR PATIENT INTERFACE**

(71) Applicant: **ResMed Pty Ltd**, Bella Vista (AU)

(72) Inventors: **Matthew Eves**, Sydney (AU); **Lemmy Nga**, Sydney (AU); **Gerard Michael Rummery**, Woodford (AU); **Rupert Christian Scheiner**, Sydney (AU)

(73) Assignee: **ResMed Pty Ltd**, Bella Vista (AU)

(\*\*) Term: **15 Years**

(21) Appl. No.: **29/758,738**

(22) Filed: **Nov. 18, 2020**

**Related U.S. Application Data**

(62) Division of application No. 29/733,624, filed on May 5, 2020, which is a division of application No. (Continued)

(51) **LOC (13) Cl.** ..... **29-02**

(52) **U.S. Cl.**  
USPC ..... **D24/110.4**

(58) **Field of Classification Search**  
USPC ..... D24/110–110.6, 127, 129; D29/110  
CPC ..... A61M 16/0616; A61M 16/0633; A61M 16/06; A61M 16/0666; A61M 16/0683; A61M 16/0605; A61M 16/0622; A61M (Continued)

(56) **References Cited**

**U.S. PATENT DOCUMENTS**

D485,905 S \* 1/2004 Moore ..... D24/110.1  
D659,237 S \* 5/2012 Lubke ..... D24/110.1 (Continued)

**OTHER PUBLICATIONS**

Eves et al., Design U.S. Appl. No. 29/733,624, filed May 5, 2020, for “Patient Interface and/or Components Thereof,” (parent application).

*Primary Examiner* — Sheryl Lane

*Assistant Examiner* — Aula Soroush

(74) *Attorney, Agent, or Firm* — Nixon & Vanderhye P.C.

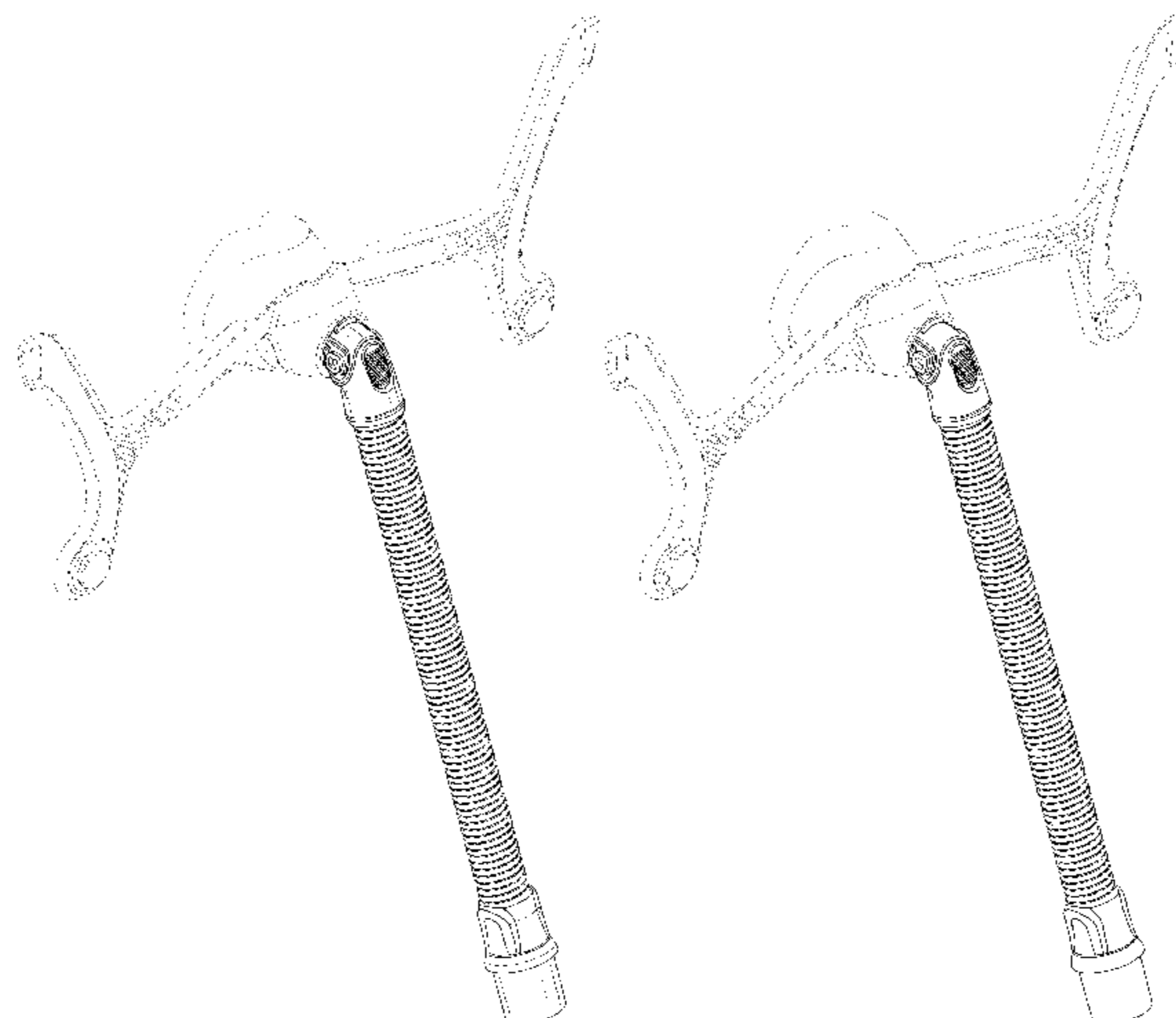
(57) **CLAIM**

The ornamental design for a combined elbow and tube module for patient interface, as shown and described.

**DESCRIPTION**

FIG. 1 is a front perspective view of a combined elbow and tube module for patient interface showing a first embodiment of our new design; FIG. 2 is an enlarged front perspective view of the combined elbow and tube module in isolation; FIG. 3 is a front view thereof; FIG. 4 is a rear view thereof; FIG. 5 is a top view thereof; FIG. 6 is a bottom view thereof; FIG. 7 is a left side view thereof; FIG. 8 is a right side view thereof; FIG. 9 is a rear perspective view thereof; FIG. 10 is a front perspective view of a combined elbow and tube module for patient interface showing a second embodiment of our new design; FIG. 11 is an enlarged front perspective view of the combined elbow and tube module in isolation; FIG. 12 is a front view thereof; FIG. 13 is a rear view thereof; FIG. 14 is a top view thereof; FIG. 15 is a bottom view thereof; FIG. 16 is a left side view thereof; FIG. 17 is a right side view thereof; and, FIG. 18 is a rear perspective view thereof. The broken lines in the drawings depict portions of the combined elbow and tube module for patient interface that form no part of the claimed design.

**1 Claim, 14 Drawing Sheets**



**Related U.S. Application Data**

29/581,907, filed on Oct. 24, 2016, now Pat. No. Des. 884,151.

(58) **Field of Classification Search**

CPC ..... 16/0644; A61M 16/0875; A61M 16/0816; A61M 16/08; B63C 11/205; B63C 11/16; B63C 11/186; B63C 11/12

See application file for complete search history.

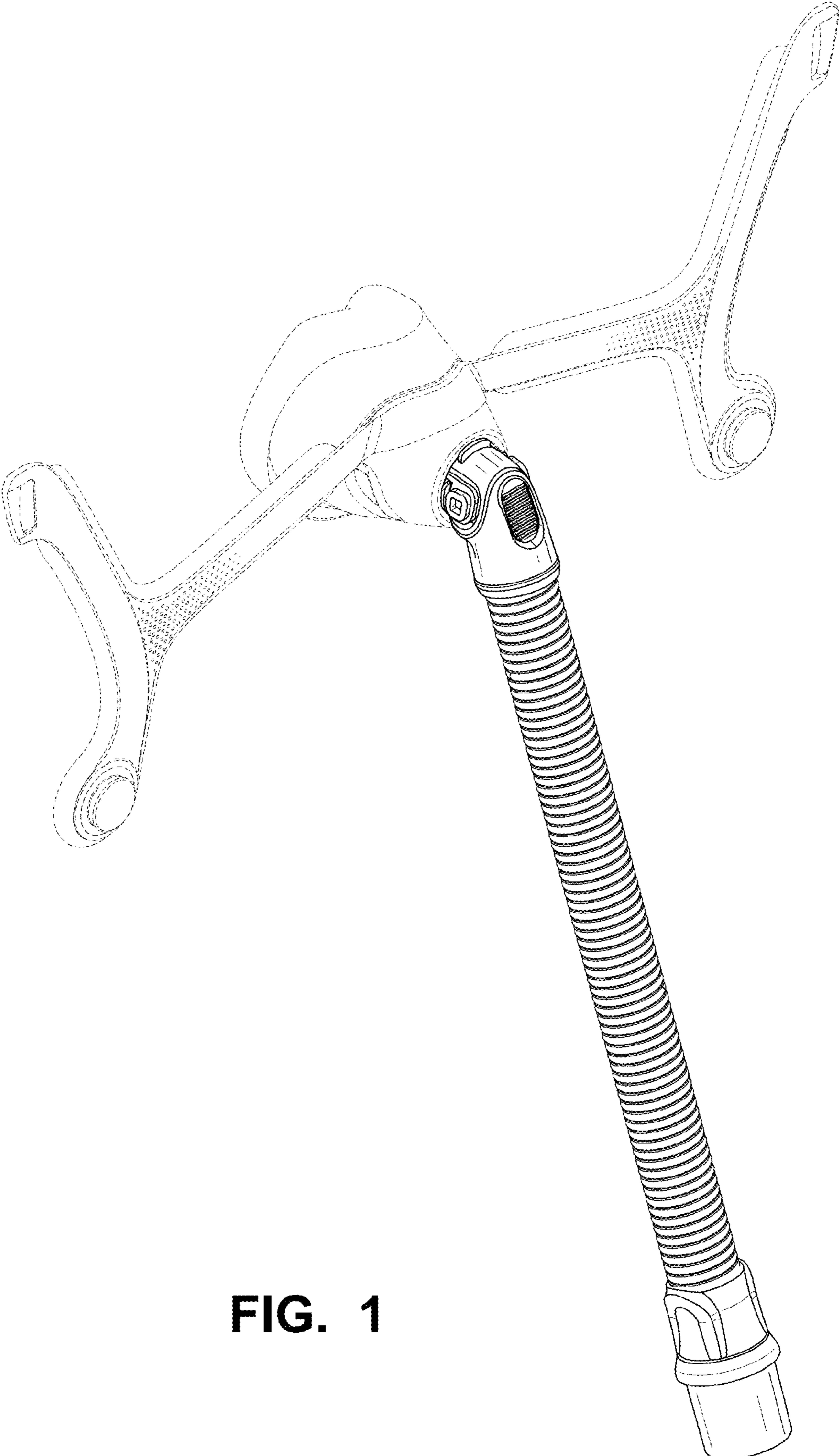
(56) **References Cited**

U.S. PATENT DOCUMENTS

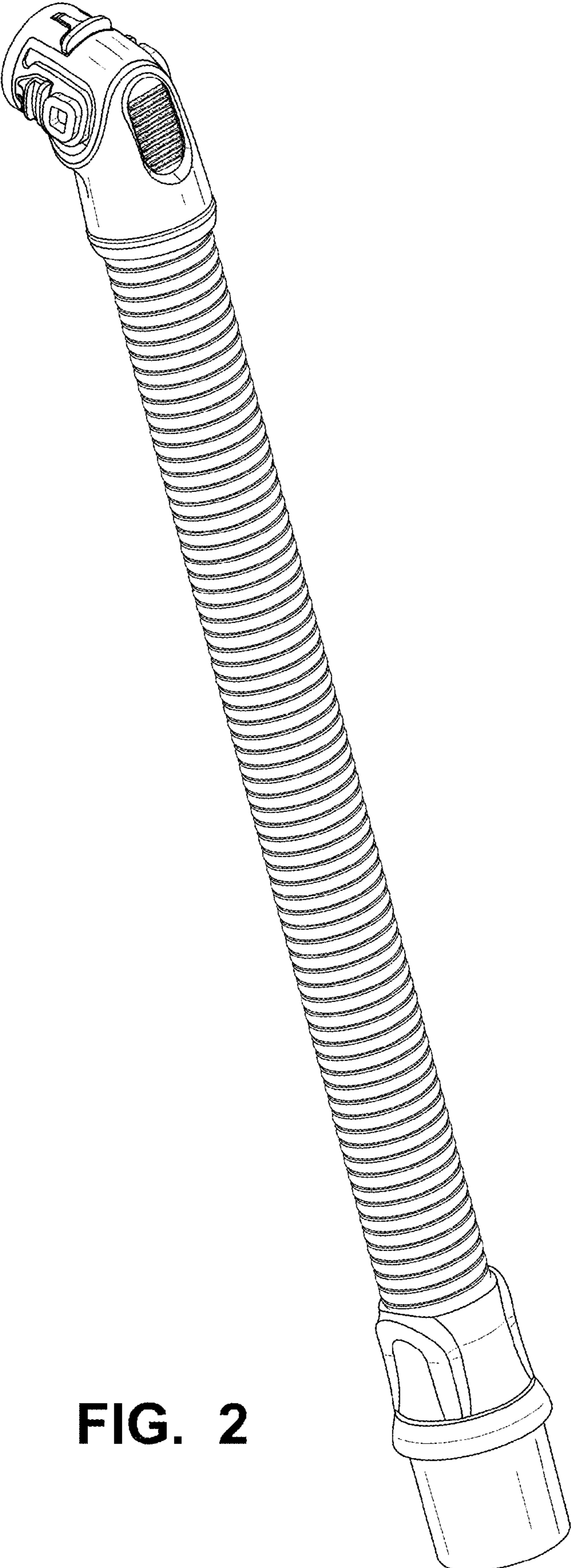
D692,554 S \* 10/2013 Siew ..... D24/110.1  
D737,953 S \* 9/2015 Wells ..... D24/110  
D770,036 S \* 10/2016 Walls ..... D24/110.4  
D884,151 S 5/2020 Eves et al.  
2010/0313891 A1\* 12/2010 Veliss ..... A61M 16/06  
128/206.26  
2011/0146685 A1\* 6/2011 Allan ..... A61M 16/06  
128/205.25

2012/0067349 A1\* 3/2012 Barlow ..... A61M 16/06  
128/205.25  
2012/0090622 A1\* 4/2012 Chang ..... A61M 16/0666  
128/207.18  
2014/0000614 A1\* 1/2014 Chang ..... A61M 16/0666  
128/205.25  
2014/0283843 A1\* 9/2014 Eves ..... A61M 11/00  
128/206.24  
2015/0151071 A1\* 6/2015 Von Moger ..... A61M 39/1055  
128/202.27  
2016/0051784 A1\* 2/2016 Eury ..... A61M 16/0666  
128/207.18  
2016/0074614 A1\* 3/2016 Huddart ..... A61M 16/0683  
128/204.18  
2016/0082217 A1\* 3/2016 McLaren ..... A61M 16/0666  
128/207.11  
2016/0151596 A1\* 6/2016 Slight ..... A61M 16/0622  
128/207.18  
2016/0287830 A1\* 10/2016 Walls ..... A61M 16/0683

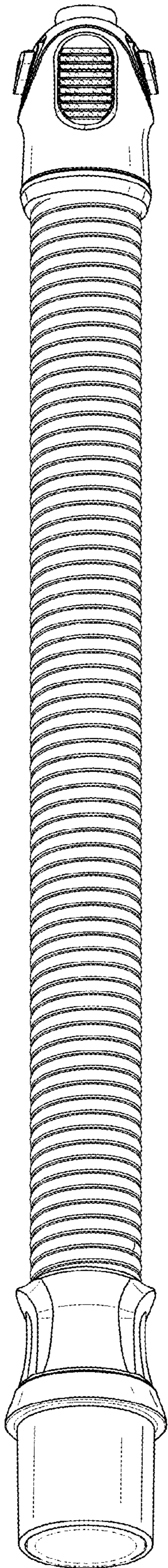
\* cited by examiner



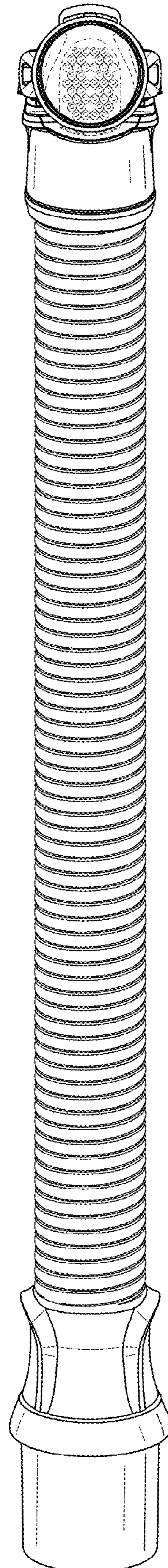
**FIG. 1**




**FIG. 2**




**FIG. 3**




**FIG. 4**



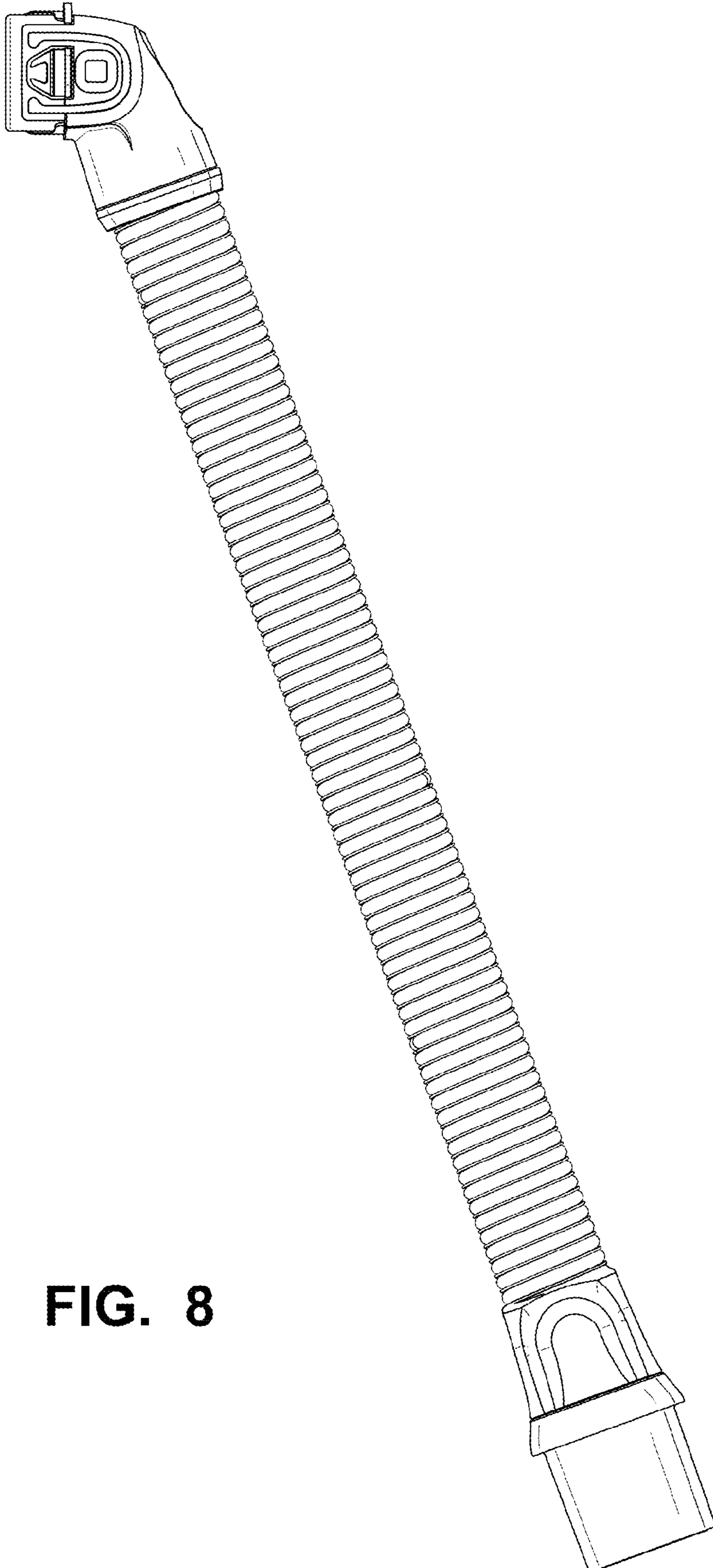
**FIG. 5**



**FIG. 6**

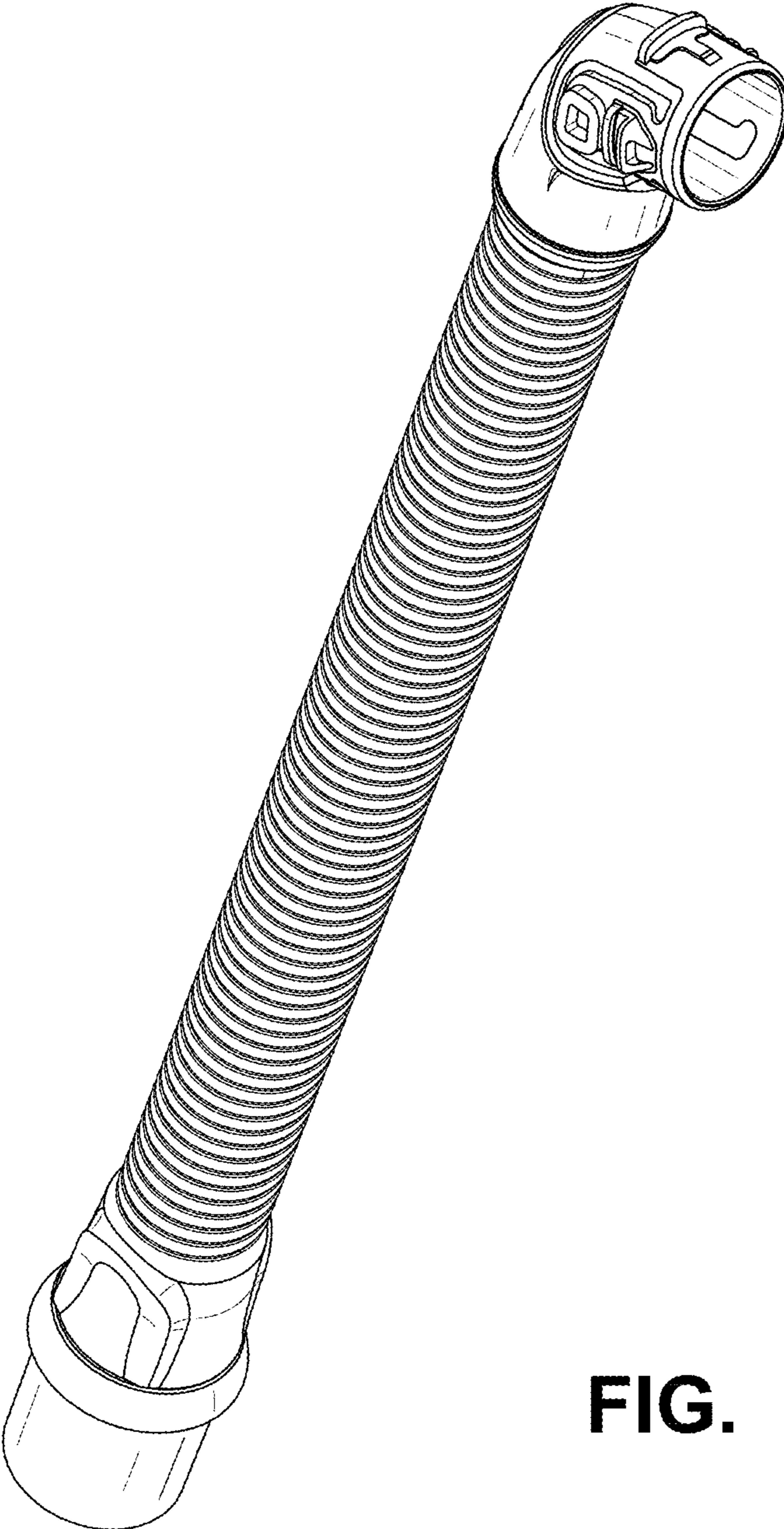


**FIG. 7**

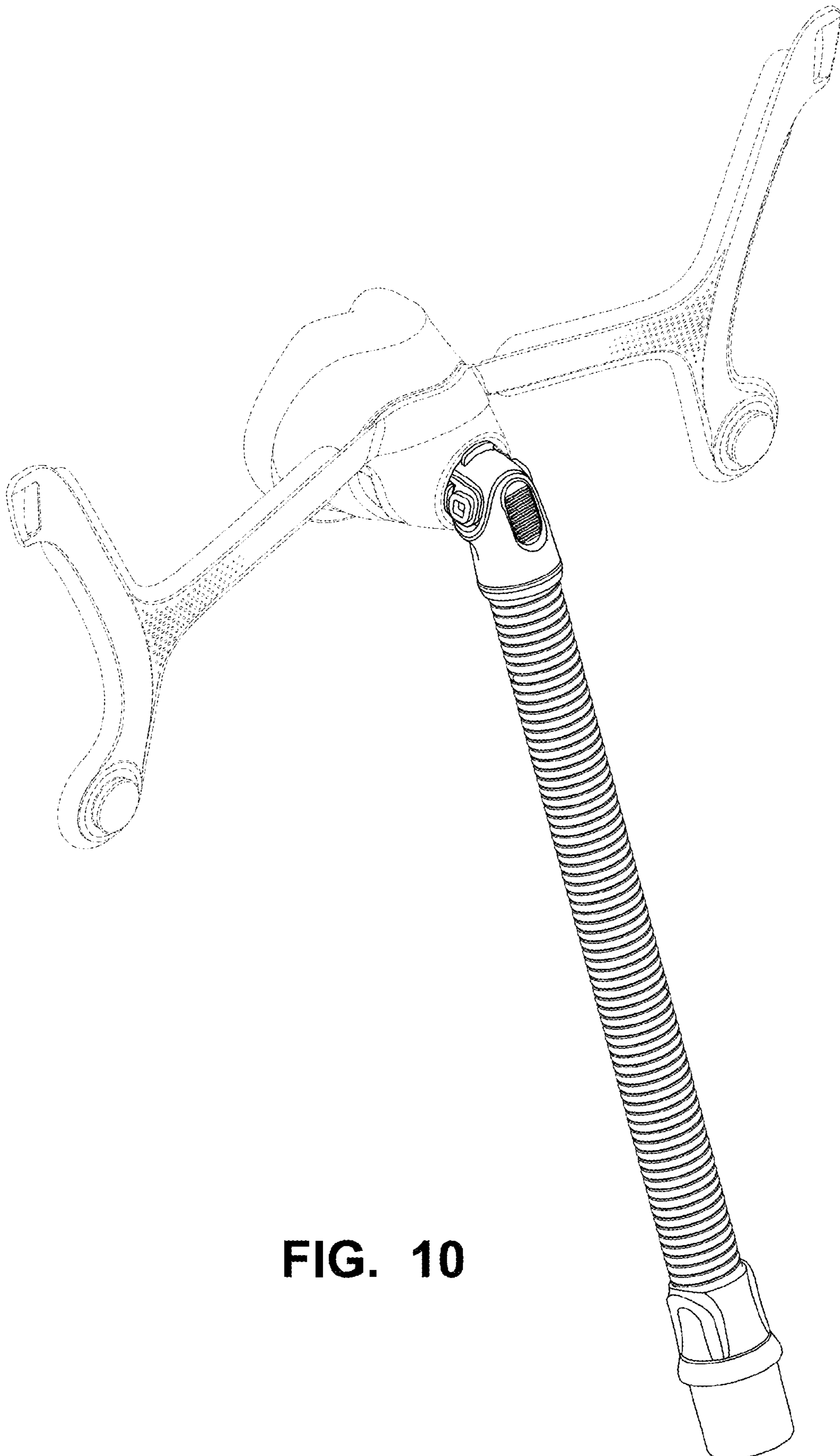


**FIG. 8**

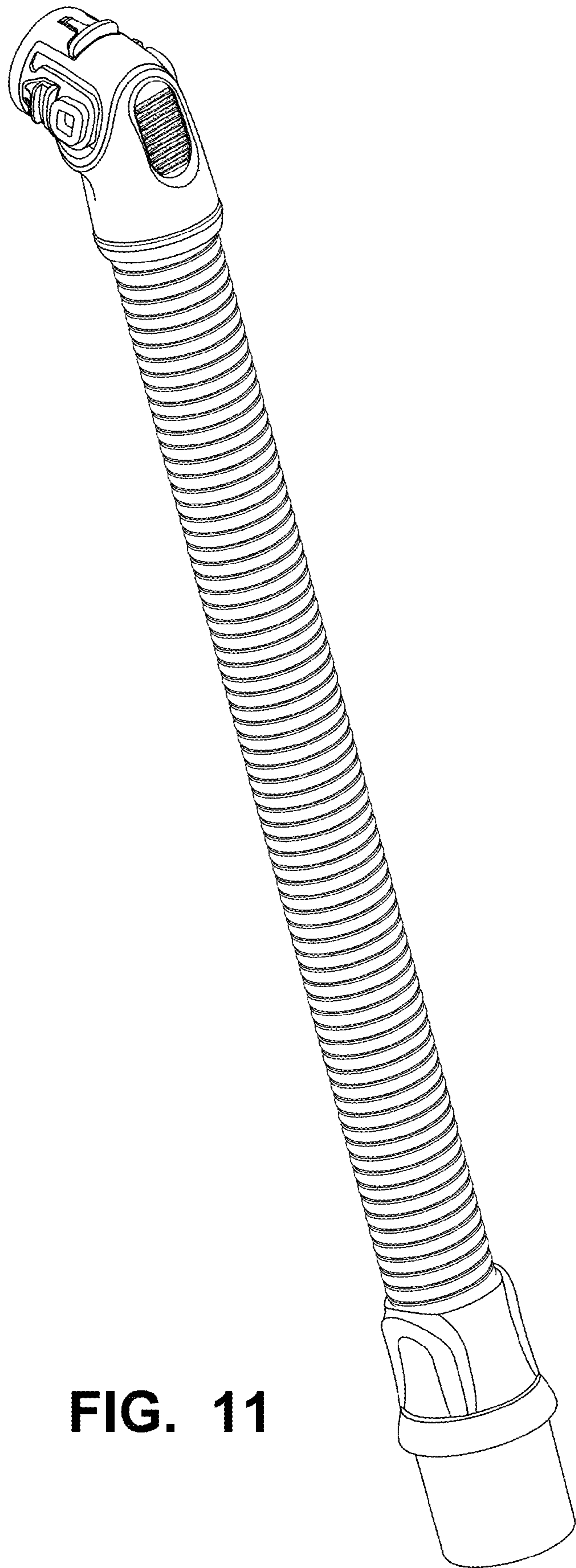




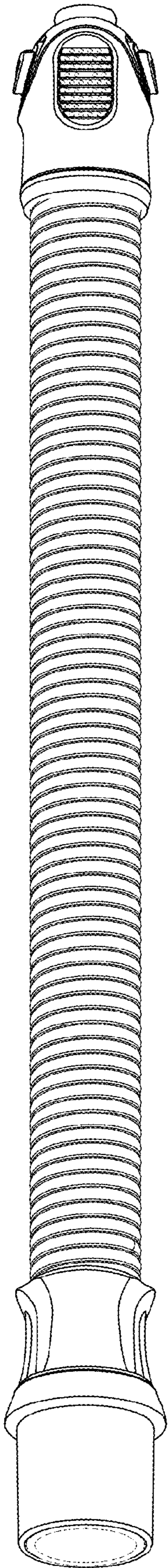
**FIG. 9**



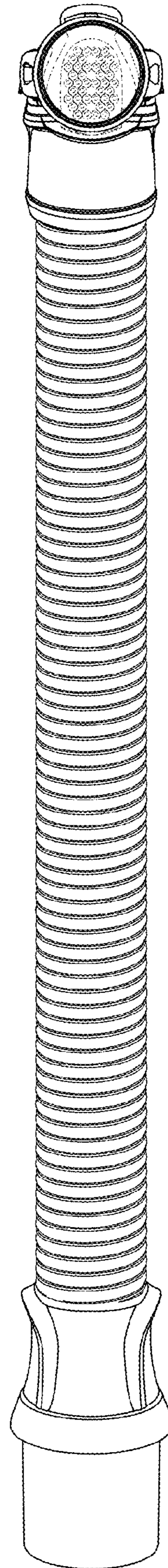
**FIG. 10**




**FIG. 11**




**FIG. 12**




**FIG. 13**



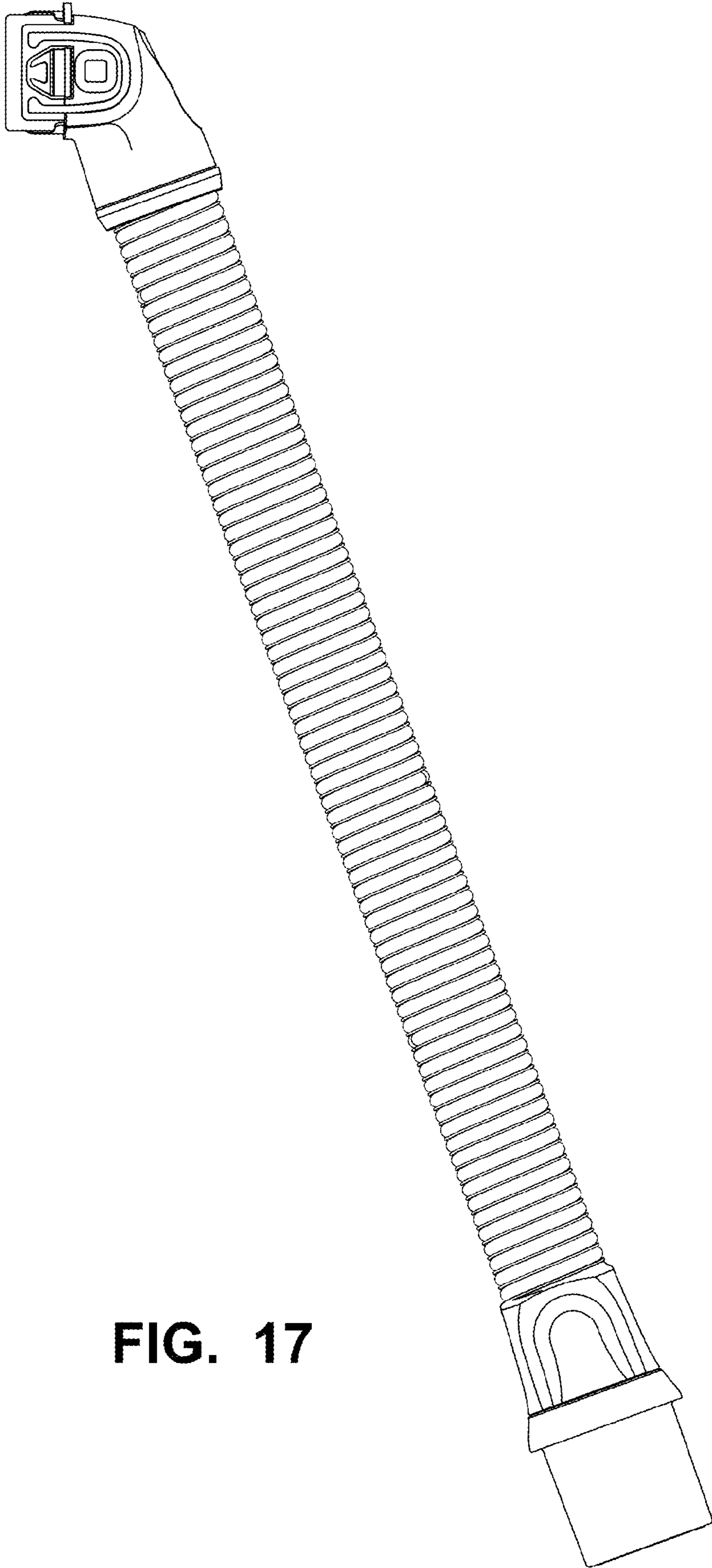
**FIG. 14**



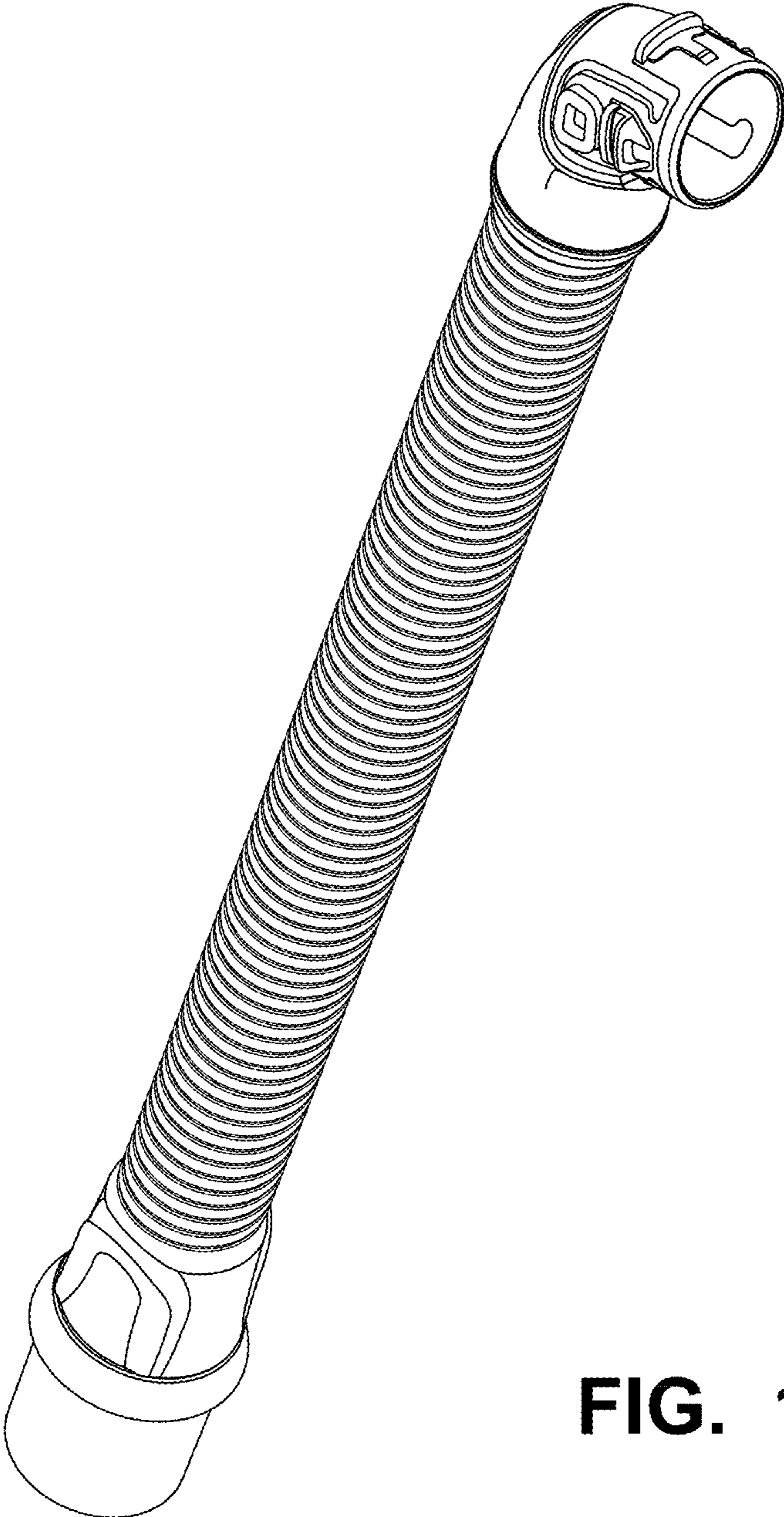
**FIG. 15**



**FIG. 16**



**FIG. 17**



**FIG. 18**