



US00D933768S

(12) **United States Design Patent**
Shill

(10) **Patent No.:** **US D933,768 S**

(45) **Date of Patent:** **** Oct. 19, 2021**

- (54) **PUTTING GAME MAT**
- (71) Applicant: **Keith Shill**, Glendale, CA (US)
- (72) Inventor: **Keith Shill**, Glendale, CA (US)
- (**) Term: **15 Years**
- (21) Appl. No.: **29/727,490**
- (22) Filed: **Mar. 11, 2020**

Related U.S. Application Data

- (63) Continuation of application No. 15/875,310, filed on Jan. 19, 2018, now abandoned.
- (51) **LOC (13) Cl.** **21-02**
- (52) **U.S. Cl.**
USPC **D21/791**
- (58) **Field of Classification Search**
USPC D21/789, 791
CPC A63B 67/02; A63B 57/00; A63B 57/12;
A63B 57/16; A63B 57/20; A63B 57/30;
A63B 57/35; A63B 69/36; A63B
69/3605; A63B 69/3676; A63B 69/3608;
A63B 69/3667; A63B 69/3697; A63B
69/3682
See application file for complete search history.

- 4,743,026 A * 5/1988 Eady A63B 67/02
273/245
- 4,934,704 A * 6/1990 Mazer A63F 7/0628
473/158
- D380,518 S * 7/1997 Barton D21/791
- D385,007 S * 10/1997 Perrin D21/792
- 5,738,594 A * 4/1998 Kinney A63B 67/02
473/162
- D407,458 S * 3/1999 Soonlan D21/792
- D431,855 S * 10/2000 Rose D21/791
- D460,139 S * 7/2002 Bradbury D21/792
- D461,517 S * 8/2002 Morgan D21/791
- D462,734 S * 9/2002 Pelz D21/792
- D520,096 S * 5/2006 Prestwich D21/791
- D534,233 S * 12/2006 Bullock D21/792
- D564,058 S * 3/2008 Stebbings D21/792
- D632,749 S * 2/2011 Montgomery D21/791
- D670,348 S * 11/2012 Jacobson D21/791
- D672,001 S * 12/2012 Whitfield D21/791
- 8,702,528 B1 * 4/2014 Montgomery A63B 67/066
473/157
- D720,827 S * 1/2015 Hiroki D21/791
- D722,124 S * 2/2015 Dalesandro D21/791
- D723,124 S * 2/2015 Hiroki D21/791

(Continued)

Primary Examiner — Mitchell I. Siegel

(74) *Attorney, Agent, or Firm* — James A. Italia; Italia IP

(57) **CLAIM**

The ornamental design for a putting game mat, as shown and described.

DESCRIPTION

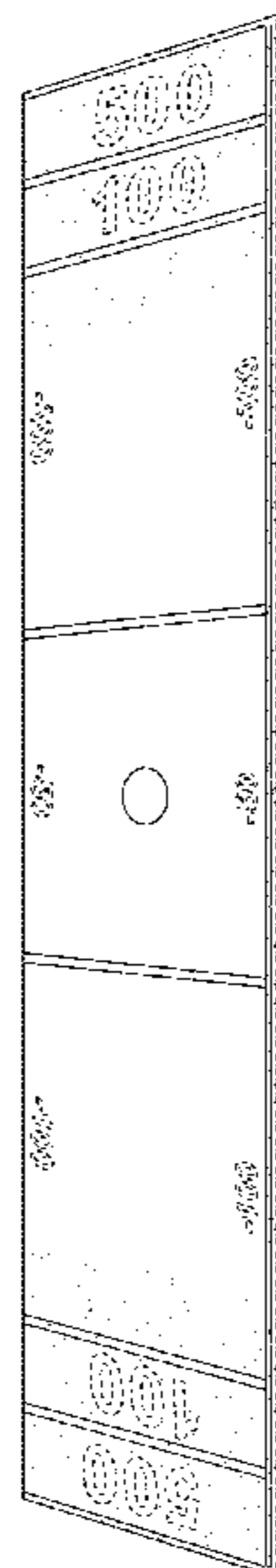
FIG. 1 is a perspective view of the putting game mat showing my new design;
FIG. 2 is a top plan view thereof;
FIG. 3 is a bottom plan view thereof;
FIG. 4 is a left view thereof;
FIG. 5 is a right view thereof;
FIG. 6 is a front side view thereof; and,
FIG. 7 is a rear side view thereof.

1 Claim, 4 Drawing Sheets

(56) **References Cited**

U.S. PATENT DOCUMENTS

- 1,338,963 A * 5/1920 Rolfe A63B 69/3676
473/162
- 3,038,726 A * 6/1962 Hesidence A63B 69/3676
473/162
- 3,584,877 A * 6/1971 Florian A63B 67/02
473/159
- 3,843,136 A * 10/1974 Buenzle A63B 69/3676
473/162
- 4,203,604 A * 5/1980 La Grange A63B 69/3661
273/DIG. 13



(56)

References Cited

U.S. PATENT DOCUMENTS

D732,623 S * 6/2015 Kulikowski D21/791
D733,244 S * 6/2015 Lang D21/791
D789,473 S * 6/2017 Bean D21/791
10,639,539 B1 * 5/2020 Longo A63B 69/3661
D914,123 S * 3/2021 Musalo D21/791
2005/0153788 A1 * 7/2005 Saldana A63B 67/02
473/173
2007/0135224 A1 * 6/2007 Miller A63B 69/3694
473/159
2011/0294587 A1 * 12/2011 Harrison A63B 67/02
473/169
2016/0101340 A1 * 4/2016 Couture A63B 69/3661
473/153
2017/0312610 A1 * 11/2017 Craig A63B 69/3661
2018/0099204 A1 * 4/2018 Couture A63B 69/3661
2018/0104529 A1 * 4/2018 Aldridge A63B 21/4037
2018/0200596 A1 * 7/2018 Shill A63B 67/02

* cited by examiner

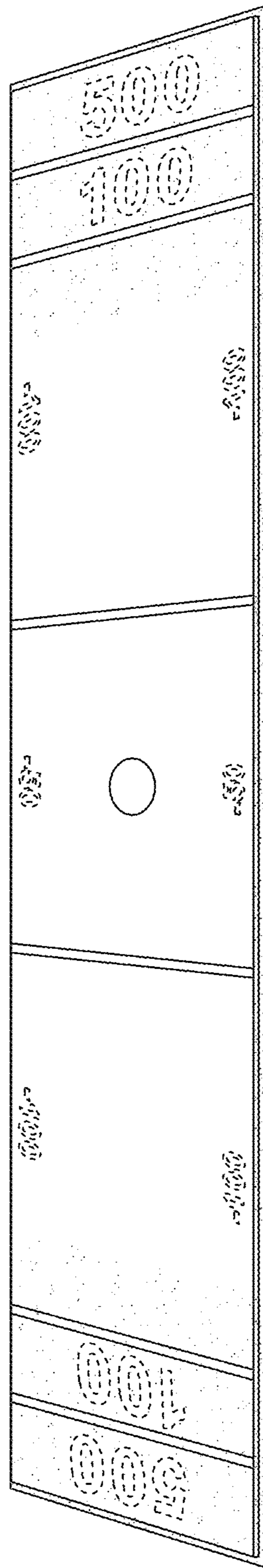


FIG. 1

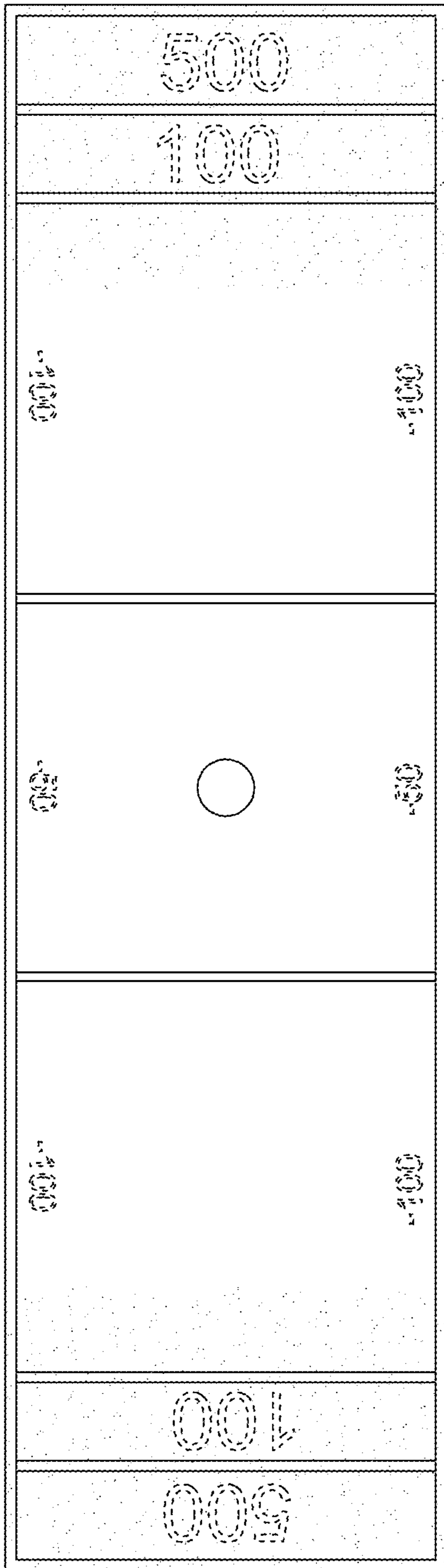


FIG. 2




FIG. 3



FIG. 4



FIG. 5




FIG. 6




FIG. 7