



US00D933730S

(12) **United States Design Patent** (10) **Patent No.:** **US D933,730 S**
Kang (45) **Date of Patent:** **** Oct. 19, 2021**

(54) **MASS MICROSCOPE**
(71) Applicant: **Shimadzu Corporation**, Kyoto (JP)
(72) Inventor: **Hyeri Kang**, Kyoto (JP)
(73) Assignee: **SHIMADZU CORPORATION**, Kyoto (JP)
(**) Term: **15 Years**
(21) Appl. No.: **29/735,566**
(22) Filed: **May 22, 2020**

(30) **Foreign Application Priority Data**
Feb. 18, 2020 (JP) 2020-003056
(51) **LOC (13) Cl.** **16-06**
(52) **U.S. Cl.**
USPC **D16/131**
(58) **Field of Classification Search**
USPC D16/132, 133, 130, 131; D10/74, 103,
D10/66, 801; D22/100, 108, 109;
D24/216, 232, 107, 111
CPC ... G01C 3/00; G01C 3/02; G01C 3/04; G01C
3/06; G01C 3/08; G01C 3/085; G01C
3/10; G01C 3/12; G01C 3/16; G01C
3/18; G01C 3/20
See application file for complete search history.

(56) **References Cited**
U.S. PATENT DOCUMENTS
D418,596 S * 1/2000 Dorns D24/107
D591,864 S * 5/2009 Schmidt D24/216
D632,323 S * 2/2011 Oonuma D16/131

D674,830 S * 1/2013 Stoiakine D16/131
D715,843 S * 10/2014 Kawai D16/131
D745,185 S * 12/2015 Kimura D24/232
D750,989 S * 3/2016 Shimizu D10/81
D766,762 S * 9/2016 Kawai D10/81
D811,251 S * 2/2018 Barton D10/81
D811,913 S * 3/2018 Barton D10/81
D886,653 S * 6/2020 Sugie D10/81
D887,295 S * 6/2020 Carney D10/81
D895,462 S * 9/2020 Kimura D10/81
D900,331 S * 10/2020 Livingston D24/216
D913,523 S * 3/2021 Gardner D24/232
D915,914 S * 4/2021 Kojima D10/81
D925,381 S * 7/2021 Nakatsukasa D10/81

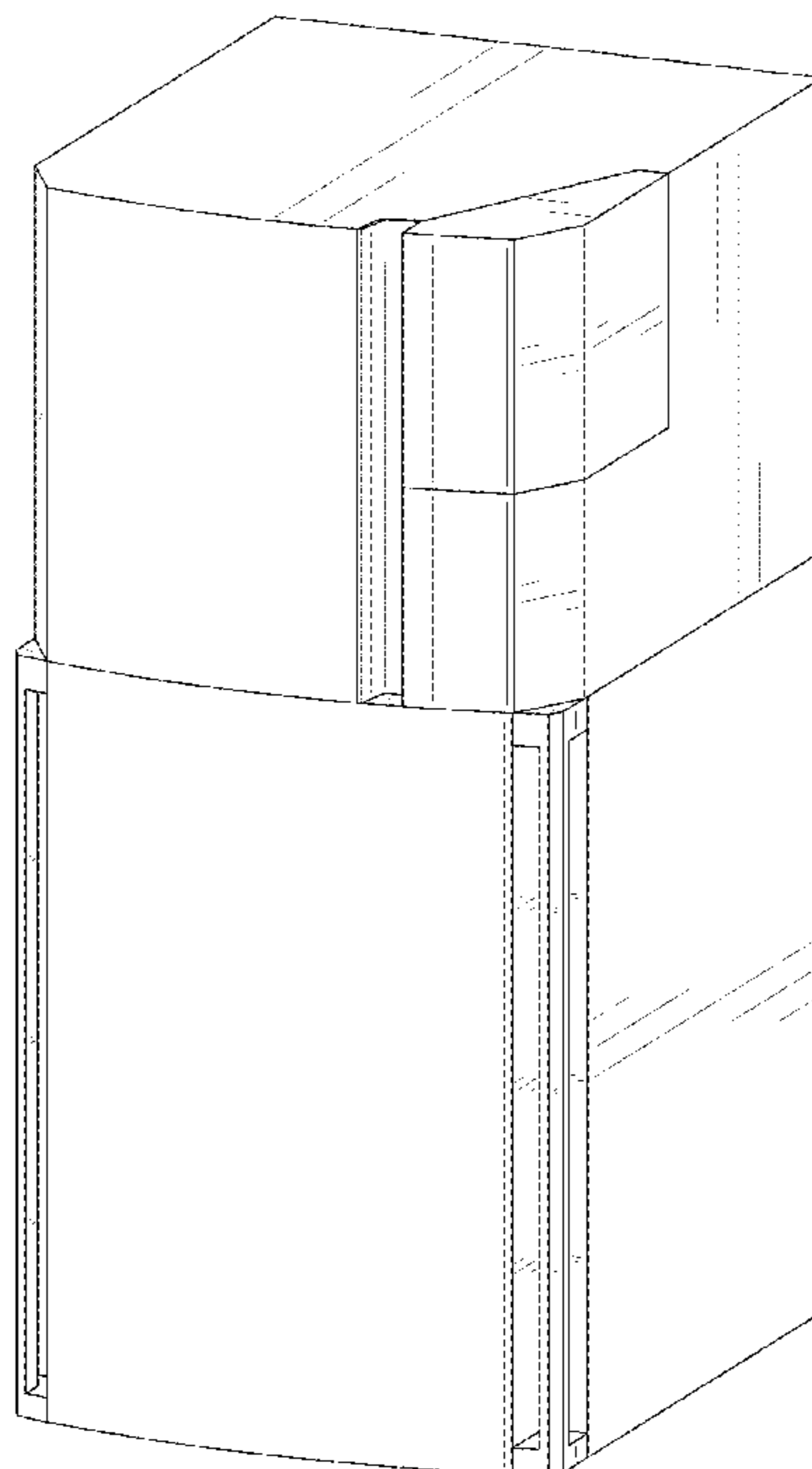
* cited by examiner

Primary Examiner — Mark A Goodwin
Assistant Examiner — Benjamin M Weeks
(74) *Attorney, Agent, or Firm* — JCIPRNET

(57) **CLAIM**
The ornamental design for a mass microscope, as shown and described.

DESCRIPTION
FIG. 1 is a perspective view of a mass microscope showing my new design;
FIG. 2 is a front view thereof;
FIG. 3 is a rear view thereof;
FIG. 4 is a left side view thereof;
FIG. 5 is a right side view thereof;
FIG. 6 is a top view thereof; and,
FIG. 7 is a bottom view thereof.
The broken lines showing in the bottom view represent the portion of the mass microscope that forms no part of the claimed design.

1 Claim, 7 Drawing Sheets



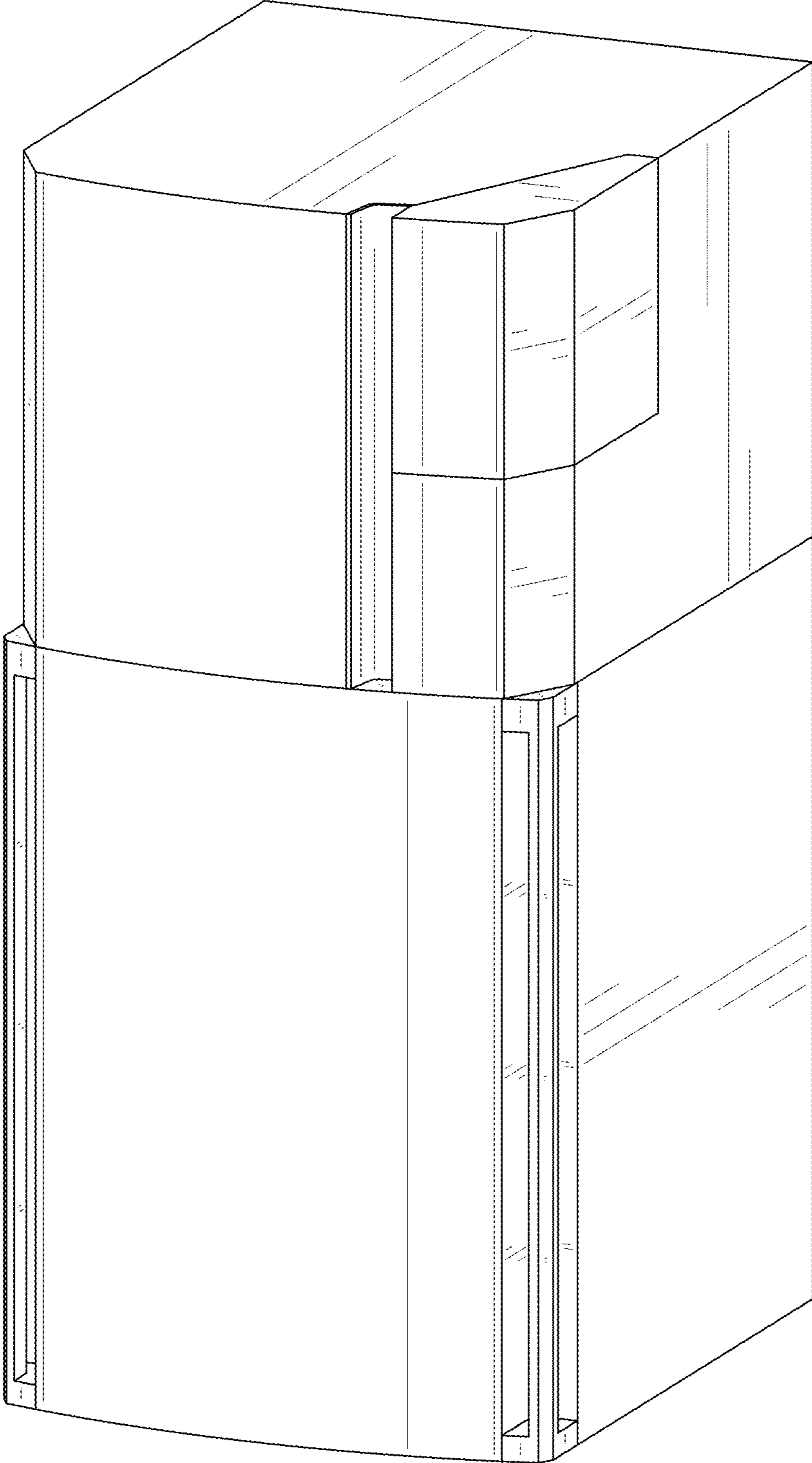


FIG. 1

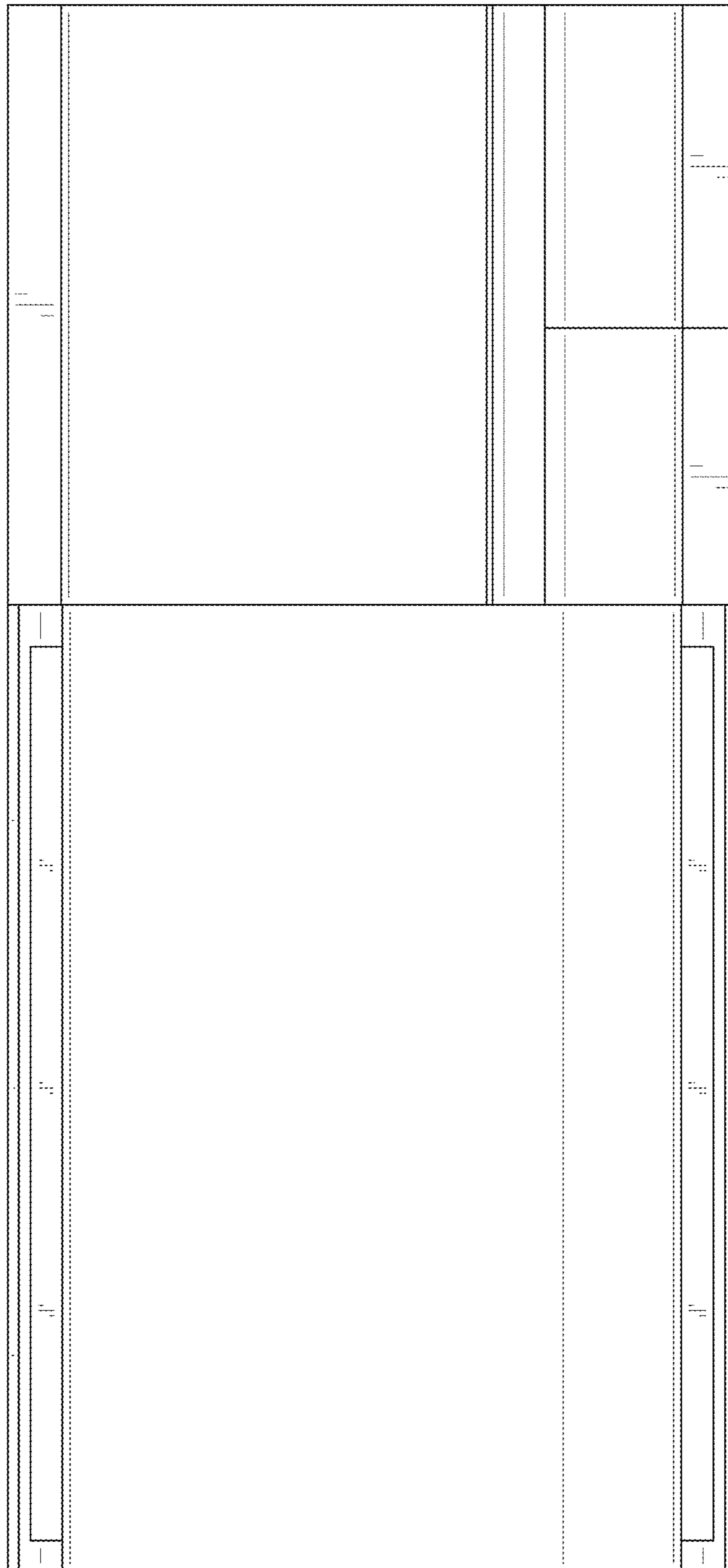


FIG. 2




FIG. 3




FIG. 4




FIG. 5




FIG. 6




FIG. 7