



US00D933704S

(12) **United States Design Patent**
Pazmino et al.

(10) **Patent No.:** **US D933,704 S**

(45) **Date of Patent:** **** *Oct. 19, 2021**

(54) **DISPLAY PANEL PORTION WITH AN ANIMATED ICON**

(71) Applicant: **Magic Leap, Inc.**, Plantation, FL (US)

(72) Inventors: **Lorena Pazmino**, Wilton Manors, FL (US); **Sarah Machicado**, Miami, FL (US); **Michael A. Pinkin**, Baltimore, MD (US); **Andrea Isabel Montoya**, Plantation, FL (US)

(73) Assignee: **Magic Leap, Inc.**, Plantation, FL (US)

(*) Notice: This patent is subject to a terminal disclaimer.

(**) Term: **15 Years**

(21) Appl. No.: **29/721,131**

(22) Filed: **Jan. 17, 2020**

(51) **LOC (13) Cl.** **14-04**

(52) **U.S. Cl.**
USPC **D14/488**

(58) **Field of Classification Search**
USPC D14/485-95; D21/499
CPC G06F 3/48; G06F 3/0481; G06F 3/04812; G06F 3/04817; G06F 3/0482; G06F 3/0483; G06F 3/0484; G06F 3/04842; G06F 3/04845; G06F 3/04847; G06F 3/0488; G06F 3/04886; G06F 3/0489; G06F 3/00; G06F 3/011

See application file for complete search history.

(56) **References Cited**

U.S. PATENT DOCUMENTS

D413,942 S * 9/1999 Rudy D21/499
D568,418 S * 5/2008 Webster D21/499
D588,607 S * 3/2009 O'Donnell D14/489
8,117,563 B2 * 2/2012 Ok G06F 3/04815
715/848

8,510,680 B2 * 8/2013 Kang G06F 3/04815
715/848
9,069,455 B2 * 6/2015 Sripada G06F 3/0488
D744,521 S * 12/2015 Moon D14/488
D745,886 S * 12/2015 Seo D14/489
D749,630 S * 2/2016 Hwang D14/489
9,317,953 B2 * 4/2016 Gaude G06T 13/20
D761,804 S * 7/2016 Hirai D14/485
9,529,892 B2 * 12/2016 Tibrewal G06F 3/04815
D776,682 S * 1/2017 Kim D14/485
D784,392 S * 4/2017 Chang D14/486

(Continued)

OTHER PUBLICATIONS

“Cubes Beamish”, <https://dribbble.com/shots/5300429-Cubes> (2018).*

(Continued)

Primary Examiner — Melanie H Tung

Assistant Examiner — Darmawan Truong

(74) *Attorney, Agent, or Firm* — Fish & Richardson P.C.

(57) **CLAIM**

The ornamental design for a display panel portion with an animated icon, as shown and described.

DESCRIPTION

FIG. 1 is a first image in a sequence for a display panel portion with an animated icon, showing our new design.

FIG. 2 is a second image in the sequence thereof.

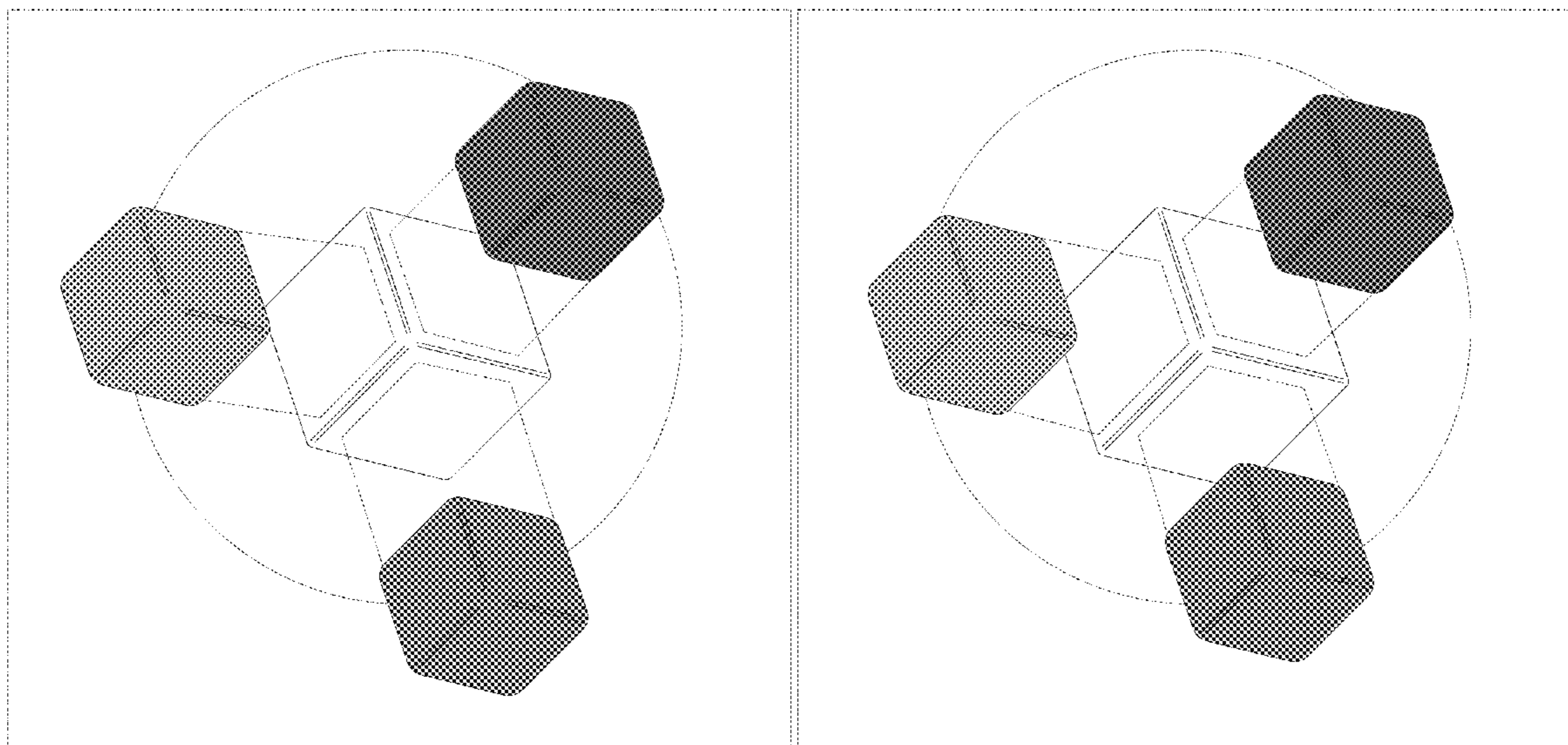
FIG. 3 is a third image in the sequence thereof; and,

FIG. 4 is a fourth image in the sequence thereof.

The appearance of the animated icon sequentially transitions between the images shown in FIGS. 1-4. The process or period in which one image transitions to another image forms no part of the claimed design.

The broken lines showing a display panel portion and portions of the animated icon in FIGS. 1-4 form no part of the claimed design.

1 Claim, 4 Drawing Sheets



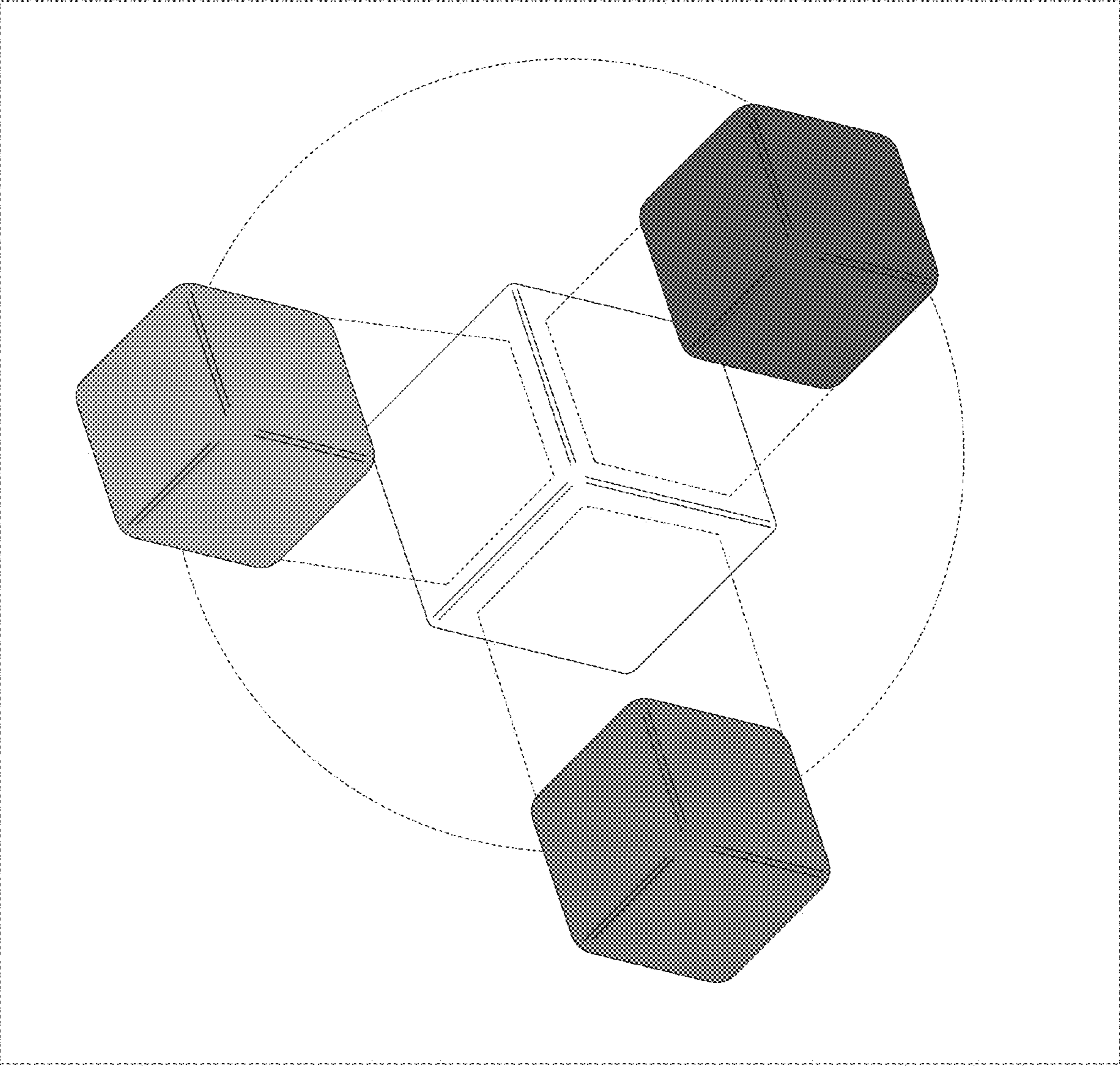


FIG. 1

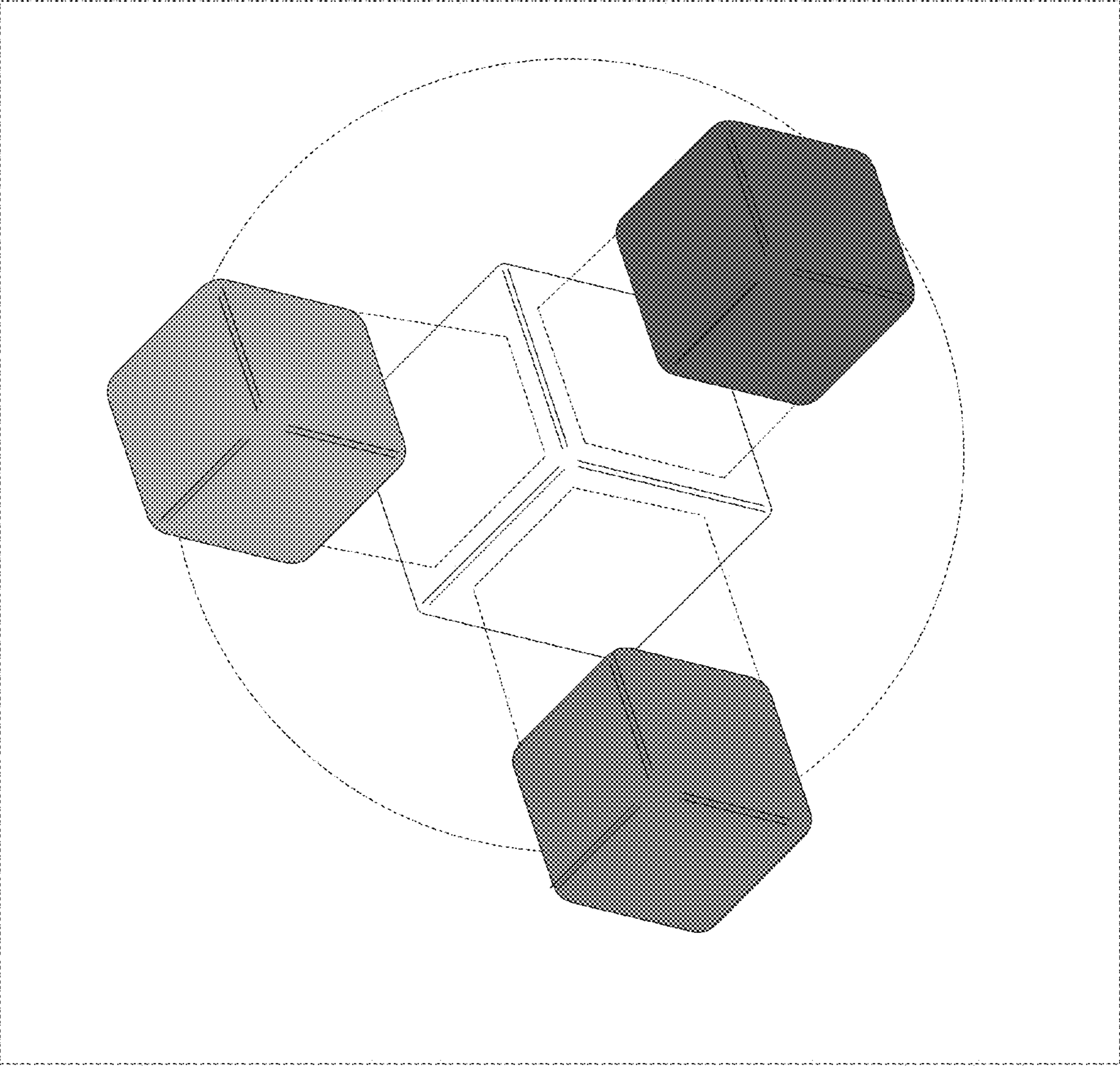


FIG. 2

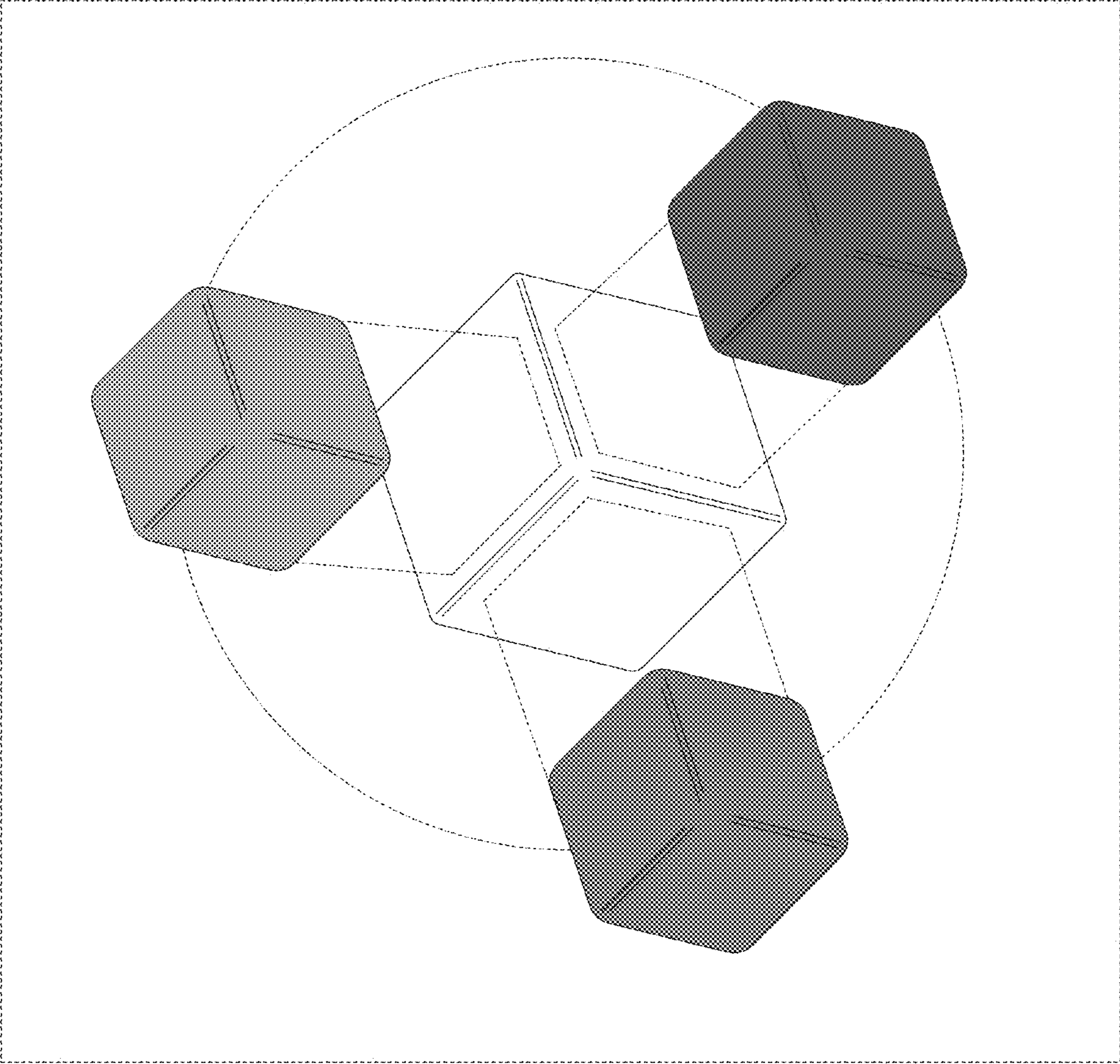


FIG. 3

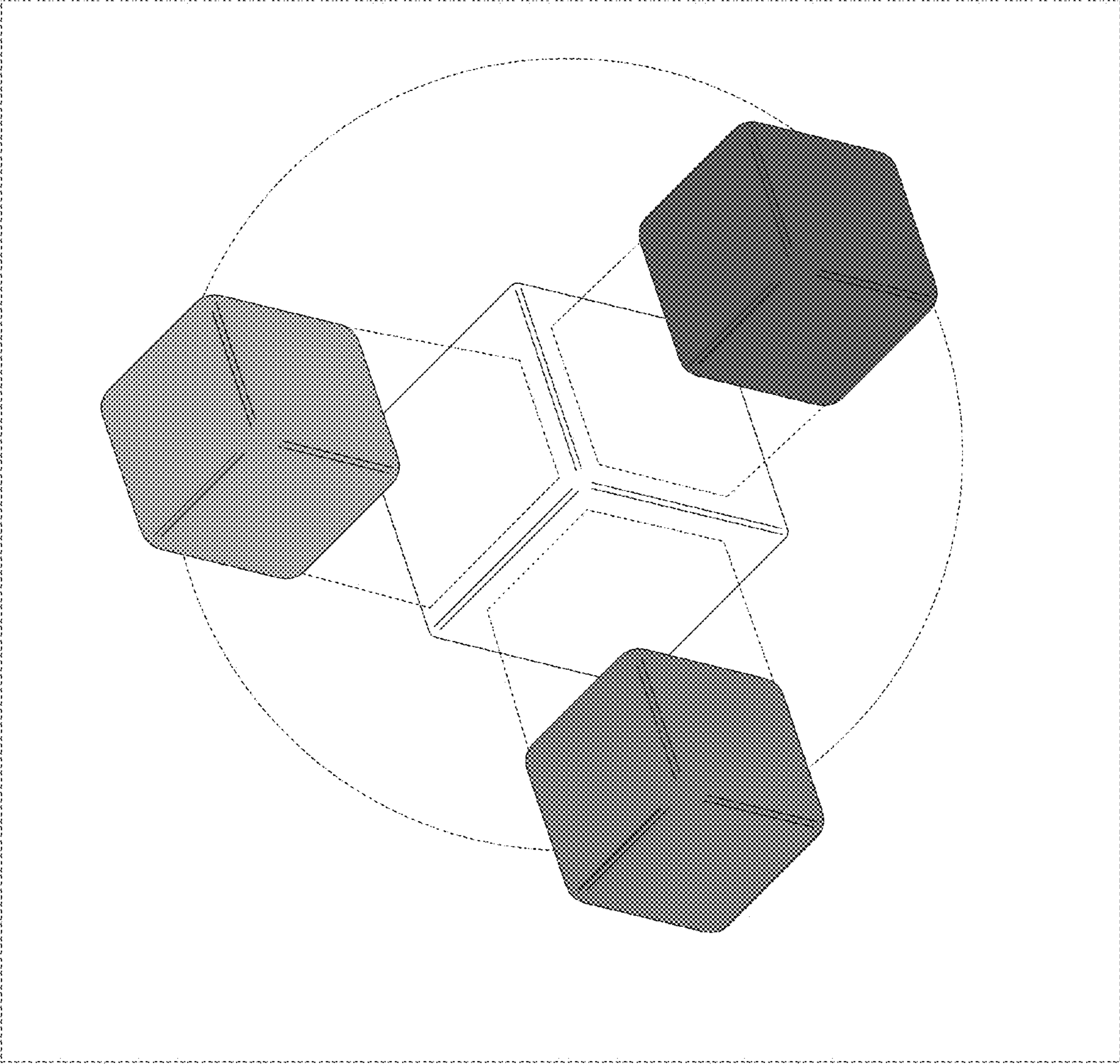


FIG. 4