



US00D933659S

(12) **United States Design Patent**  
**Hashimoto et al.**

(10) **Patent No.:** **US D933,659 S**

(45) **Date of Patent:** **\*\* Oct. 19, 2021**

(54) **CARTRIDGE FOR AN ELECTRONIC PEN**

(71) Applicant: **Wacom Co., Ltd.**, Kazo (JP)

(72) Inventors: **Yoshiyuki Hashimoto**, Wako (JP);  
**Takenori Kaneda**, Shimotsuke (JP);  
**Shinya Aoki**, Kuki (JP)

(73) Assignee: **Wacom Co., Ltd.**, Kazo (JP)

(\*\*) Term: **15 Years**

(21) Appl. No.: **29/731,621**

(22) Filed: **Apr. 16, 2020**

(30) **Foreign Application Priority Data**

Oct. 17, 2019 (JP) ..... 2019-023215

(51) **LOC (13) Cl.** ..... **14-02**

(52) **U.S. Cl.**  
USPC ..... **D14/411**

(58) **Field of Classification Search**

USPC ..... D14/372, 496, 432, 371, 125, 126, 129,  
D14/299, 411; D16/300-342; 351/158,  
351/153, 144; 345/7-9, 905; 455/344;  
348/115, 53, 121, 739

CPC ..... G02B 27/017; G06F 3/016; G06F 3/033;  
G06F 3/0317; G06F 3/03545; G06F  
3/041; G06K 9/222

See application file for complete search history.

(56) **References Cited**

**U.S. PATENT DOCUMENTS**

D399,255 S \* 10/1998 Melnick ..... D19/173  
D744,486 S \* 12/2015 Arai ..... D14/411

D783,022 S \* 4/2017 Sirota ..... D14/411  
10,061,406 B2 \* 8/2018 Arai ..... G06F 3/03545  
D845,301 S \* 4/2019 Chu ..... D14/411  
D851,087 S \* 6/2019 Nishizawa ..... D14/411  
D861,689 S \* 10/2019 Nishizawa ..... D14/411  
10,427,449 B2 \* 10/2019 Kaneda ..... B43K 27/006  
10,503,281 B2 \* 12/2019 Fujitsuka ..... G01L 1/148  
10,579,164 B2 \* 3/2020 Tanaka ..... G06F 3/0416  
10,589,562 B2 \* 3/2020 Kaneda ..... B43K 27/003  
D897,341 S \* 9/2020 Kamiyama ..... D14/411  
10,761,620 B2 \* 9/2020 Kaneda ..... G06F 3/046  
D903,681 S \* 12/2020 Tao ..... D14/411  
D912,146 S \* 3/2021 Zhang ..... D19/173

\* cited by examiner

*Primary Examiner* — Austin Murphy

(74) *Attorney, Agent, or Firm* — Christensen O'Connor  
Johnson Kindness PLLC

(57) **CLAIM**

The ornamental design for a cartridge for an electronic pen,  
as shown and described.

**DESCRIPTION**

FIG. 1 is a top-right-rear perspective view of a representa-  
tive embodiment of a cartridge for an electronic pen accord-  
ing to our new design;

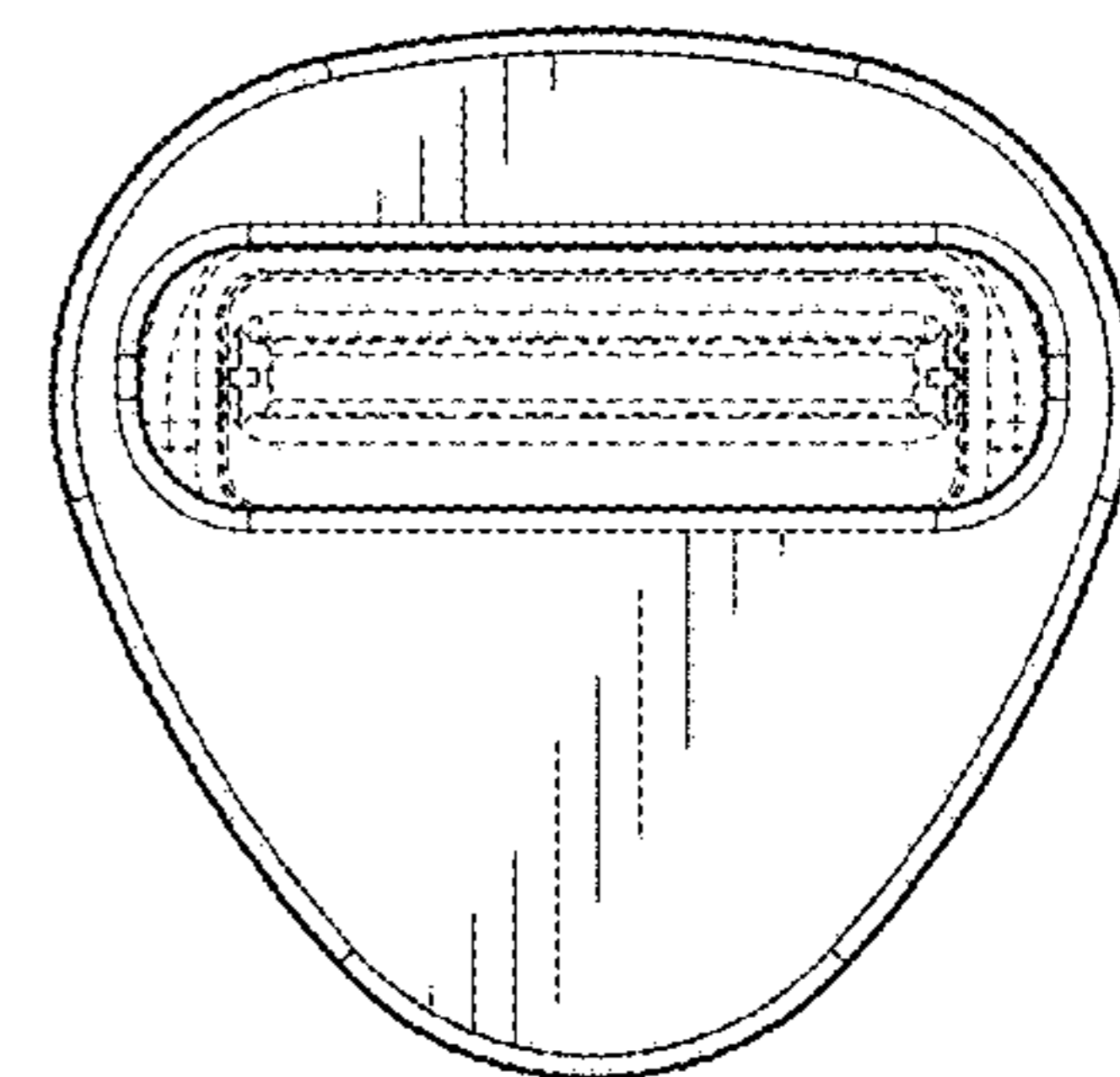
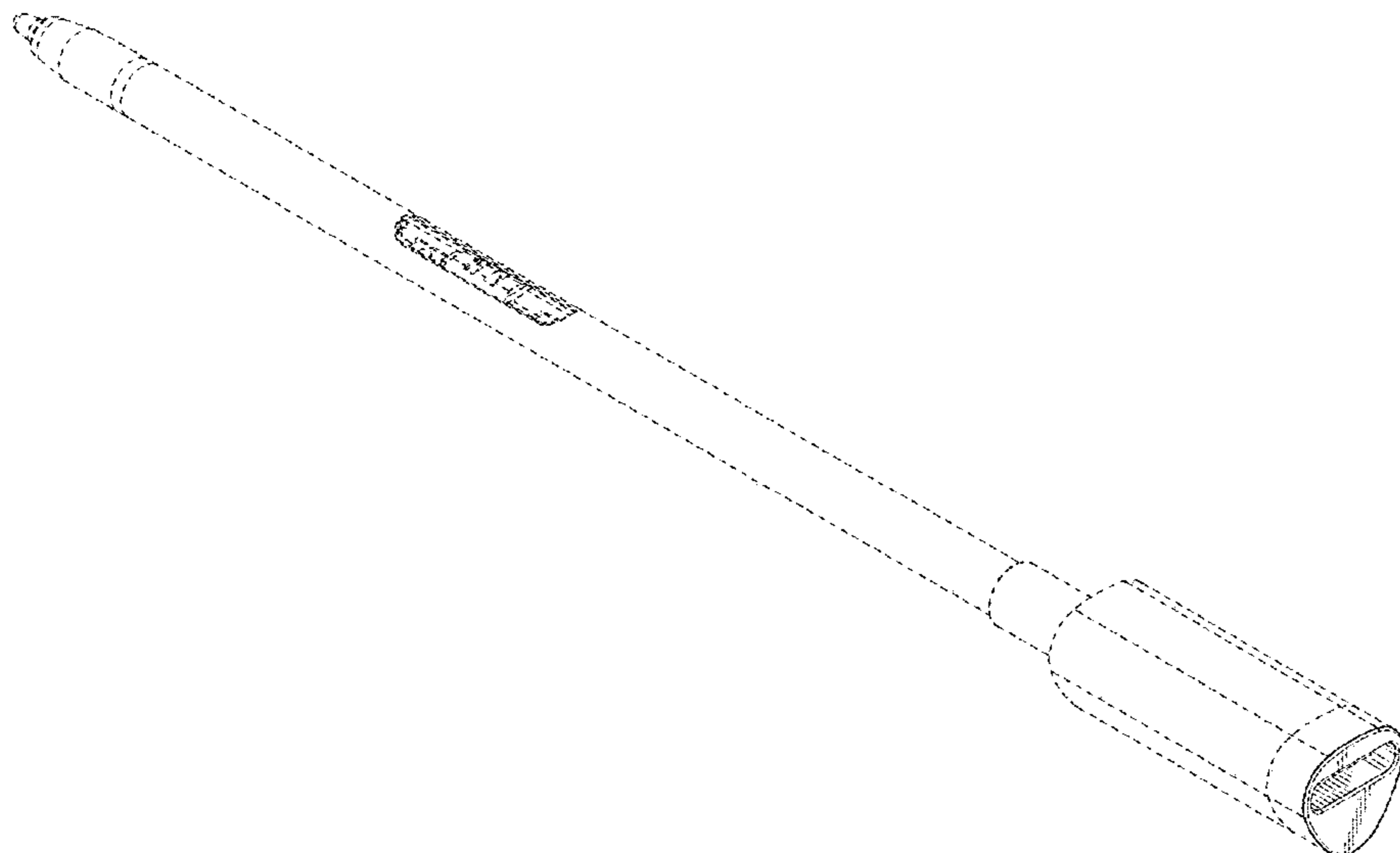
FIG. 2 is a bottom-left-rear perspective view thereof;

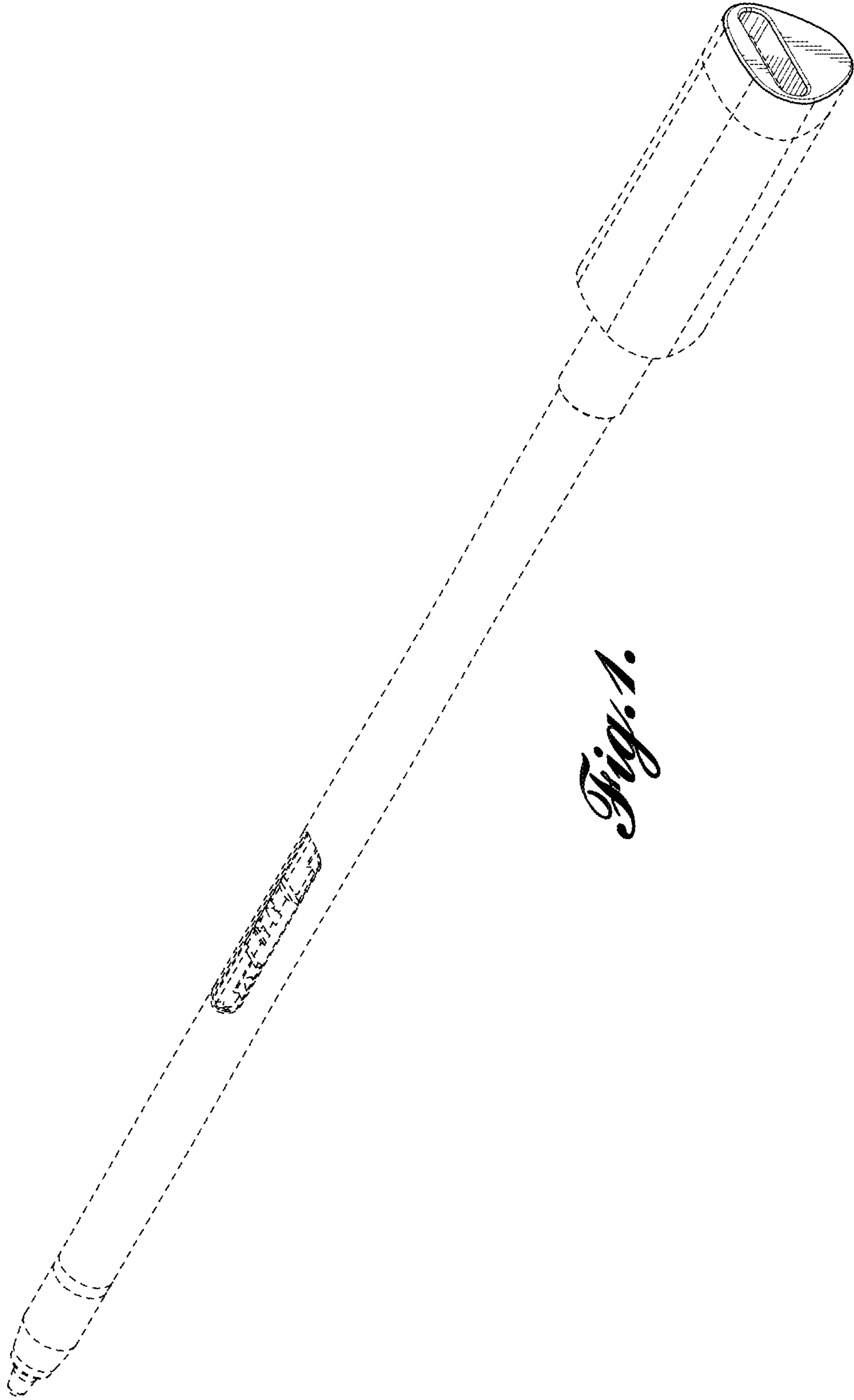
FIG. 3 is a right-side elevational view thereof, wherein the  
left-side elevational view is a mirror image of the right-side  
elevational view; and,

FIG. 4 is a rear elevational view thereof.


The dashed broken lines in the drawings show portions of  
the cartridge for an electronic pen that form no part of the  
claimed design.

**1 Claim, 3 Drawing Sheets**

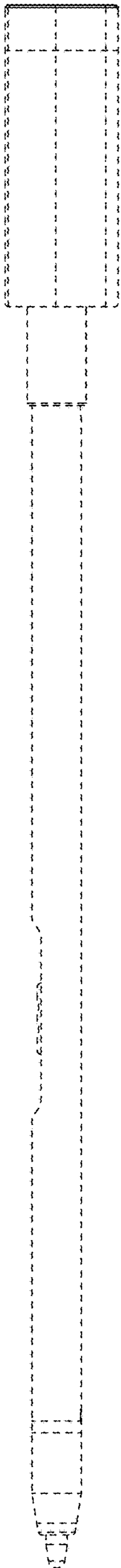




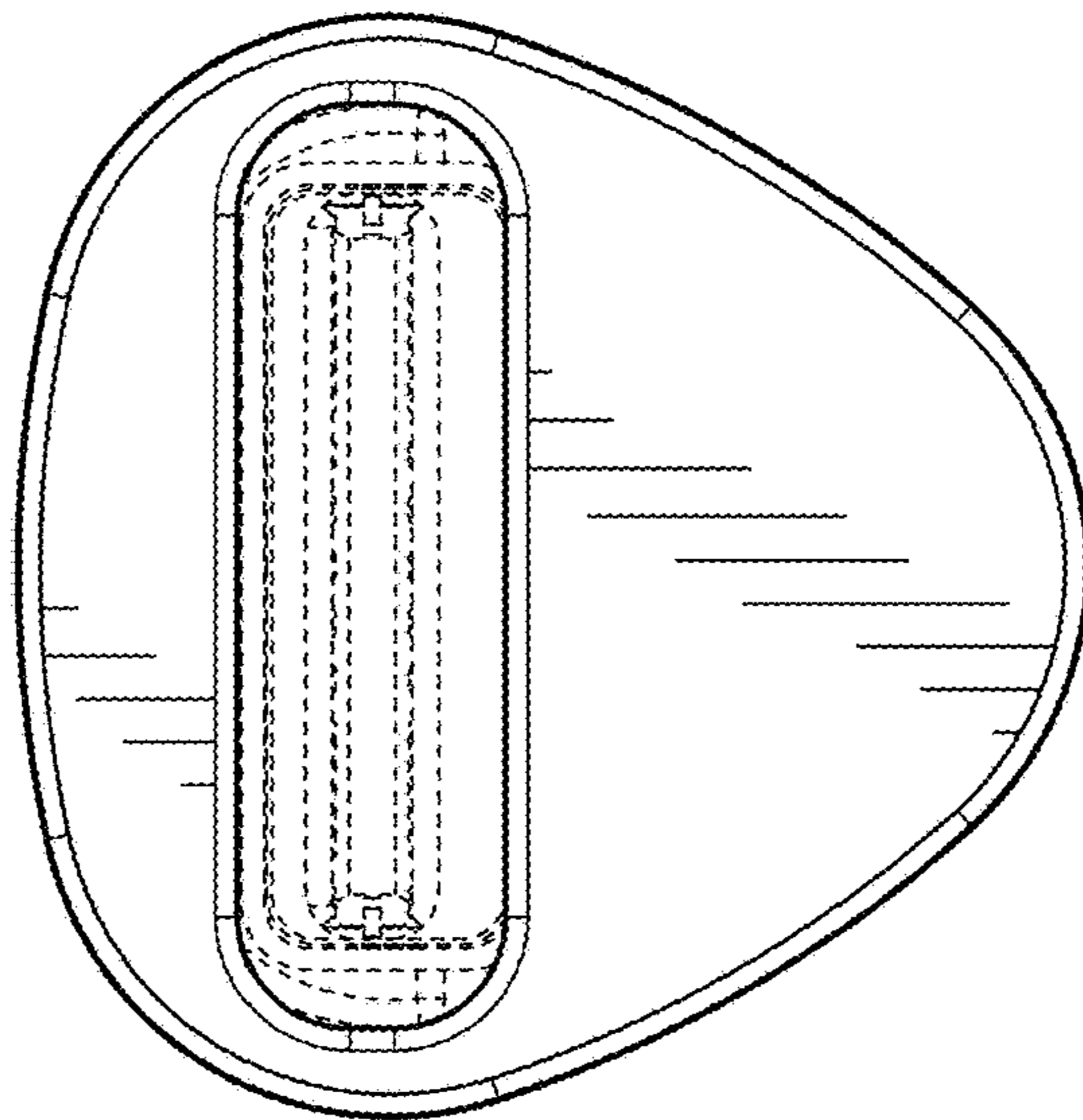
*Fig. 1.*



*Fig. 2.*



*Fig. 3.*



*Fig. 4.*