



US00D933634S

(12) **United States Design Patent** (10) **Patent No.:** **US D933,634 S**
Kim et al. (45) **Date of Patent:** **** Oct. 19, 2021**

(54) **LOUDSPEAKER**
(71) Applicant: **Harman International Industries, Incorporated**, Northridge, CA (US)
(72) Inventors: **Young Wan Kim**, Shenzhen (CN); **Alexander Demin**, Shenzhen (CN); **Ondrej Vaclavik**, Shenzhen (CN)
(73) Assignee: **Harman International Industries, Incorporated**, Northridge, CA (US)

D765,054 S * 8/2016 Bast D14/204
D768,603 S * 10/2016 Kim D14/214
D785,596 S * 5/2017 Lewis D14/214
D797,078 S 9/2017 Nugent et al.
D811,367 S 2/2018 Vaclavik et al.
D818,455 S * 5/2018 McManigal D14/214
D828,323 S 9/2018 Demin et al.
D828,325 S 9/2018 Walker et al.
D832,236 S 10/2018 Nugent et al.
D836,082 S * 12/2018 McManigal D14/204

(Continued)

(**) Term: **15 Years**
(21) Appl. No.: **29/719,246**
(22) Filed: **Jan. 2, 2020**
(51) **LOC (13) Cl.** **14-01**
(52) **U.S. Cl.**
USPC **D14/214; D14/204**
(58) **Field of Classification Search**
USPC D14/204, 167, 188, 209.1, 210-217, 348, D14/496-505, 170-172, 219, 221, 222, D14/224, 193, 203.1, 203.2, 203.3, 203.4, D14/203.5, 203.6, 203.7, 203.8, 226
CPC H04R 1/02; H04R 1/021; H04R 1/023; H04R 1/025; H04R 1/026; H04R 1/028; H04R 1/323; H04R 1/403; H04R 1/2803; H04R 1/2834; H04R 5/00; H04R 5/02; H04R 9/06; H04R 2420/07; H04R 2201/021; H04R 2400/00; B60R 11/0217; G06F 1/1688; G10K 9/22; G10K 11/004; H04S 3/00; H04S 7/30
See application file for complete search history.

OTHER PUBLICATIONS

Design U.S. Appl. No. 29/683,649, filed Mar. 14, 2019.
Design U.S. Appl. No. 29/699,872, filed Jul. 30, 2019.

Primary Examiner — Ramzi Almatrahi
Assistant Examiner — Charles Cunningham
(74) *Attorney, Agent, or Firm* — Plumsea Law Group, LLC

(57) **CLAIM**

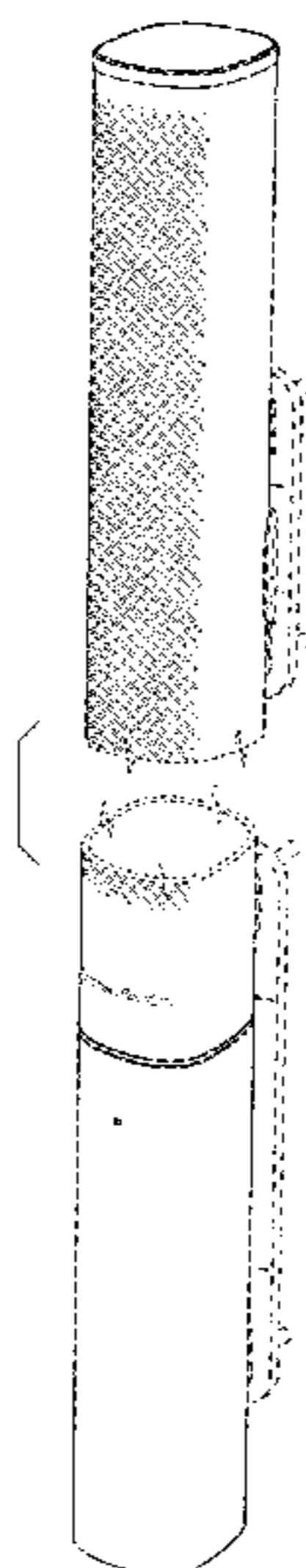
The ornamental design for a loudspeaker, as shown and described.

DESCRIPTION

FIG. 1 is a perspective view of a loudspeaker showing the new design;
FIG. 2 is a front elevational view thereof;
FIG. 3 is a rear elevational view thereof;
FIG. 4 is a top view thereof;
FIG. 5 is a bottom view thereof;
FIG. 6 is a side elevational view thereof; and,
FIG. 7 is an opposite side elevational view thereof.
The broken lines depict portions of the Loudspeaker in which the design is embodied that form no part of the claimed design. The break lines depicted with broken lines in FIGS. 1-3 and 6-7 form no part of the claimed design, and are used to indicate indeterminate length. Any portion of the article between the break lines forms no part of the claimed design.

1 Claim, 7 Drawing Sheets

(56) **References Cited**
U.S. PATENT DOCUMENTS
D658,159 S * 4/2012 Janky D14/214
D681,606 S * 5/2013 Nishii D14/214
D738,351 S * 9/2015 Park D14/213
D754,100 S * 4/2016 McManigal D14/214
D759,624 S * 6/2016 Byrd D14/204



(56)

References Cited

U.S. PATENT DOCUMENTS

D837,762 S	1/2019	Demin et al.	
D841,623 S	2/2019	Nugent et al.	
D845,269 S	4/2019	Yang et al.	
D851,633 S *	6/2019	Nakano	D14/226
D853,354 S	7/2019	Demin	
D854,516 S *	7/2019	Usuru	D14/214
D868,726 S	12/2019	Kim et al.	
D874,433 S *	2/2020	Boerner	D14/214
D878,333 S	3/2020	Vaclavik et al.	
D884,672 S	5/2020	Nugent et al.	
D886,799 S	6/2020	Yang et al.	
D890,119 S	7/2020	Demin et al.	

* cited by examiner

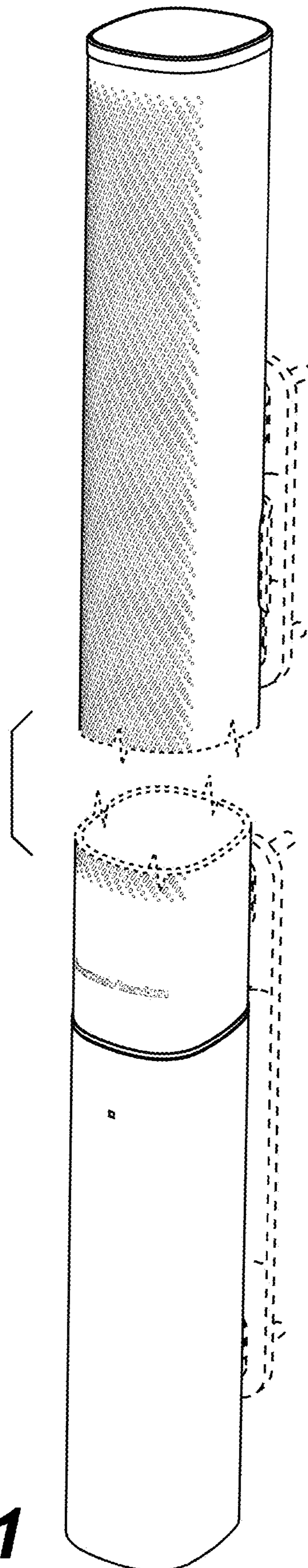


FIG. 1

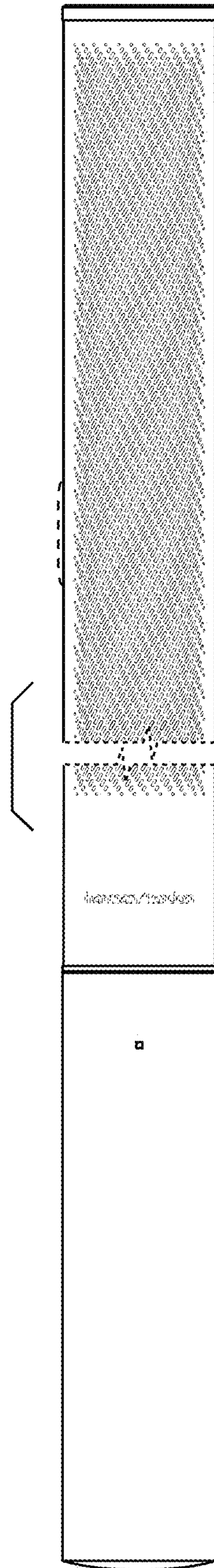


FIG. 2

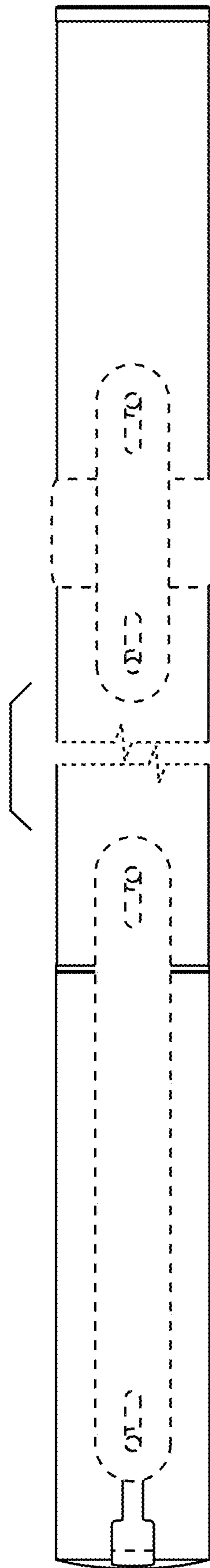


FIG. 3

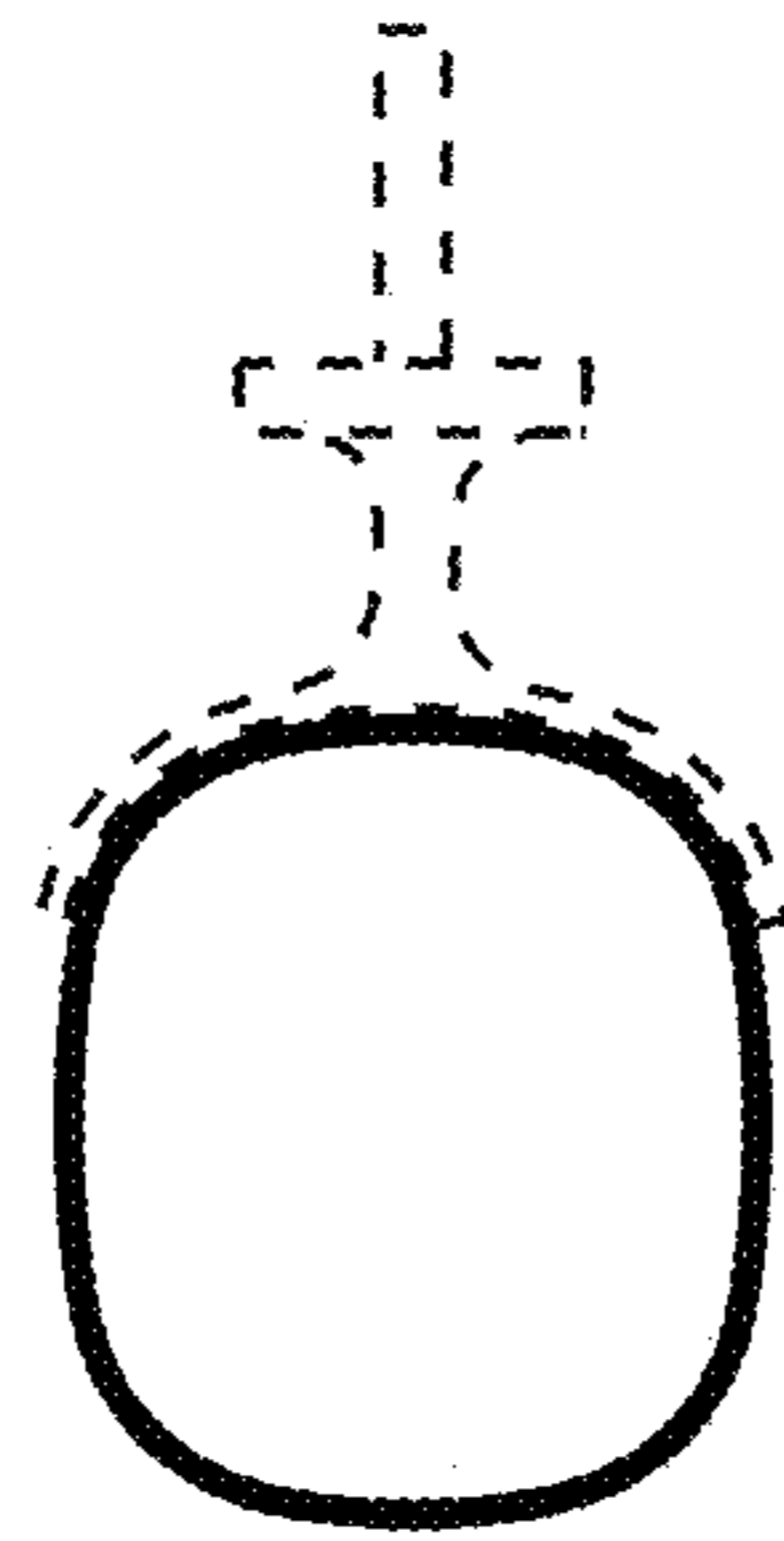


FIG. 4

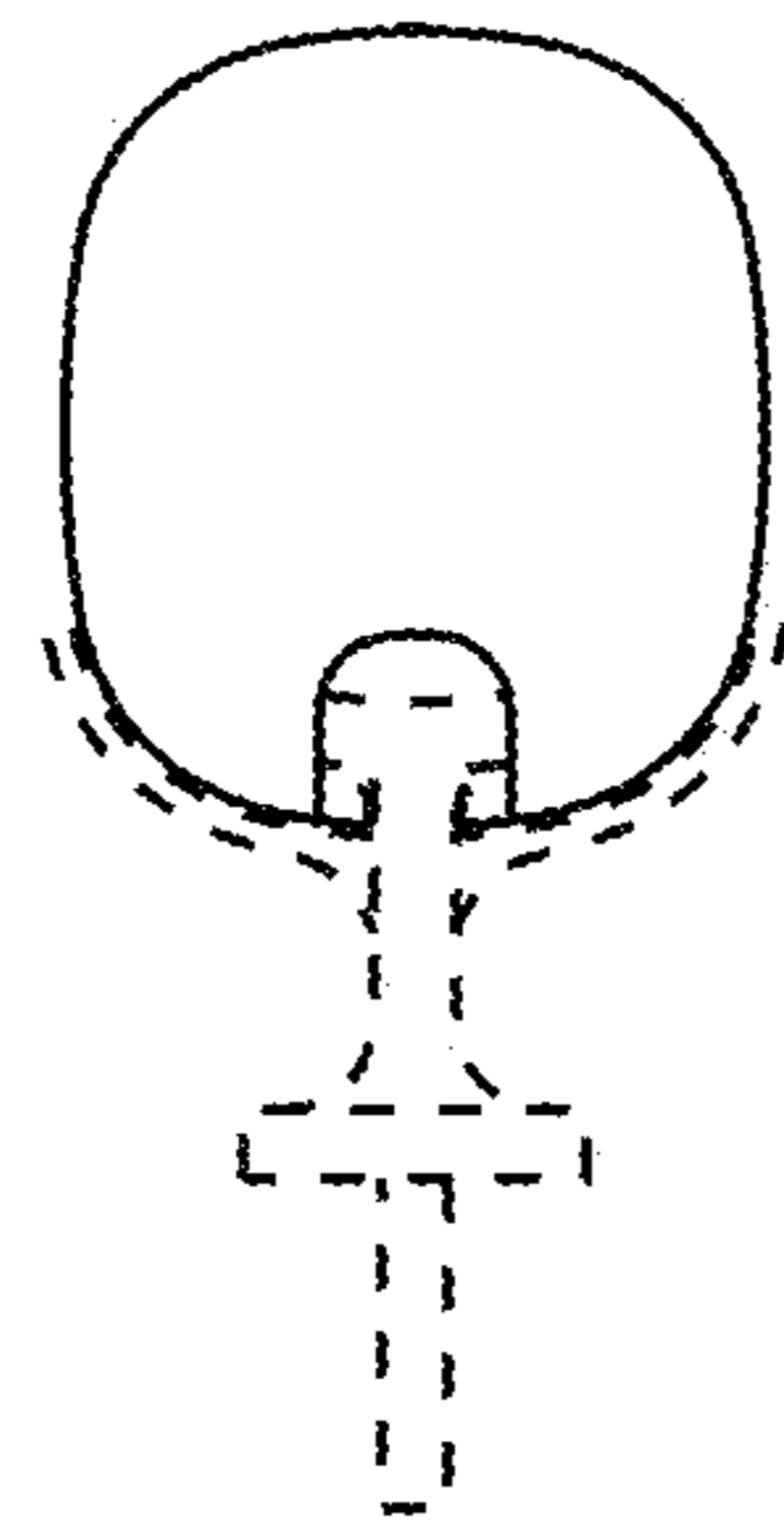


FIG. 5

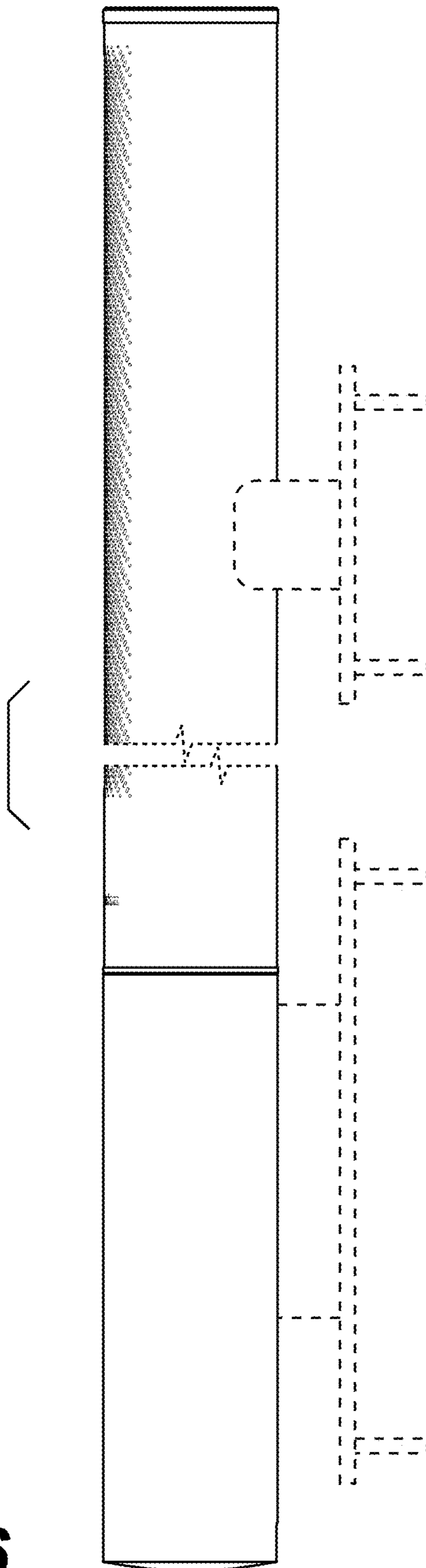


FIG. 6

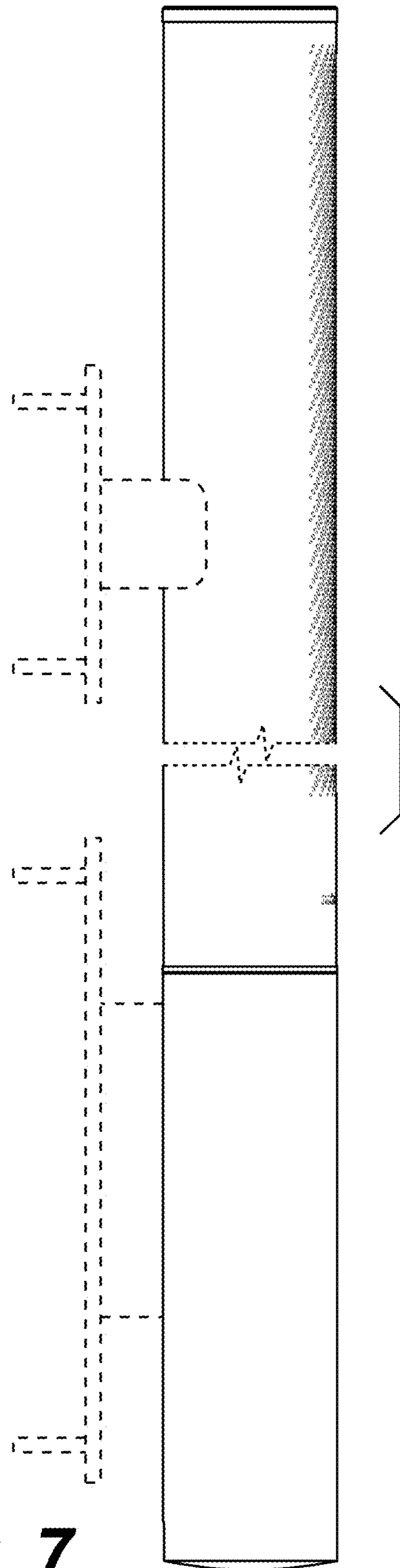


FIG. 7