



US00D933630S

(12) **United States Design Patent** (10) **Patent No.:** **US D933,630 S**
Sugiura (45) **Date of Patent:** **** Oct. 19, 2021**

(54) **SPEAKER**

(71) Applicant: **YAMAHA CORPORATION**,
Hamamatsu (JP)
(72) Inventor: **Yoshihisa Sugiura**, Buena Park, CA
(US)
(73) Assignee: **YAMAHA CORPORATION**,
Hamamatsu (JP)

(**) Term: **15 Years**

(21) Appl. No.: **29/718,034**

(22) Filed: **Dec. 20, 2019**

(51) **LOC (13) Cl.** **14-01**

(52) **U.S. Cl.**
USPC **D14/204**

(58) **Field of Classification Search**
USPC D14/155–159, 160–173, 187–188,
D14/203.1–203.8, 204–216, 217–222,
D14/223, 225–229, 496; D13/107, 108,
D13/110, 118, 184, 199
CPC H04R 1/02; H04R 1/021; H04R 1/023;
H04R 5/00; H04R 9/06; H04R 2420/07
See application file for complete search history.

(56) **References Cited**

U.S. PATENT DOCUMENTS

D498,018 S	*	11/2004	Sieczkowski	D26/118
D817,308 S	*	5/2018	Sugiura	D14/214
D819,602 S	*	6/2018	Won	D14/216
D820,237 S	*	6/2018	Wei	D14/214
D826,891 S	*	8/2018	Kim	D14/204
D852,774 S	*	7/2019	Sugiura	D14/204
D898,700 S	*	10/2020	Gomi	D14/204
D918,170 S	*	5/2021	Sugiura	D14/204
D920,279 S	*	5/2021	Sugiura	D14/204
D924,838 S	*	7/2021	Kang	D14/204
D924,839 S	*	7/2021	Kang	D14/204

FOREIGN PATENT DOCUMENTS

JP	D1602856	*	5/2018
JP	D1602857	*	5/2018
JP	D1625056	*	2/2019
JP	D1651406	*	1/2020
JP	D1651407	*	1/2020
JP	D1651407 S		1/2020
JP	D1670952	*	10/2020

OTHER PUBLICATIONS

Yamaha SR-B20A Sound Bar, date available: Aug. 17, 2020, [retrieved Jan. 14, 2021], Retrieved from Internet, URL: <https://www.amazon.com/YAMAHA-SR-B20A-Built-Subwoofers-Bluetooth/dp/B08F14WY7L/ref=psdc_3237803011_t1_B07T17918N> (Year: 2020).*

(Continued)

Primary Examiner — Barbara Fox

Assistant Examiner — Aram Kwon

(74) *Attorney, Agent, or Firm* — Sughrue Mion, PLLC

(57) **CLAIM**

The ornamental design for a speaker, as shown and described.

DESCRIPTION

FIG. 1 is a perspective view of the front, top and right side of a speaker showing my new design;

FIG. 2 is a front view thereof;

FIG. 3 is a rear view thereof;

FIG. 4 is a left side view thereof;


FIG. 5 is a right side view thereof;

FIG. 6 is a top view thereof; and,

FIG. 7 is a bottom view thereof.

The broken lines in the drawings depict portions of the speaker that form no part of the claimed design.

1 Claim, 4 Drawing Sheets



(56)

References Cited

OTHER PUBLICATIONS

Yamaha SR-C20A Compact Sound Bar, date available: Aug. 17, 2020, [retrieved Jan. 14, 2021], Retrieved from Internet, URL: <https://www.amazon.com/Yamaha-SR-C20A-Compact-Subwoofer-Bluetooth/dp/B08DZX69CY/ref=asc_df_B08DZX69CY/?tag=hyprod-20&linkCode=d%E2%80%A6> (Year: 2020).*

Yamaha SR-B20A, review date: Sep. 22, 2020, [retrieved Jan. 14, 2021], Retrieved from Internet, URL: <https://www.crutchfield.com/S-75o85w94Dgs/p_022SRB20A/Yamaha-SR-B20A.html?XVINQ=GLX&awkw=946311132907&awat=pla&awnw=g&awcr=461533368853&awdv=c&awug=9008192&gclid=EAlaQobChMI3%E2%80%A6> (Year: 2020).*

Office Action dated Aug. 24, 2020, issued by the Japan Patent Office in counterpart Japanese Design English Application No. 2020-006148.

* cited by examiner

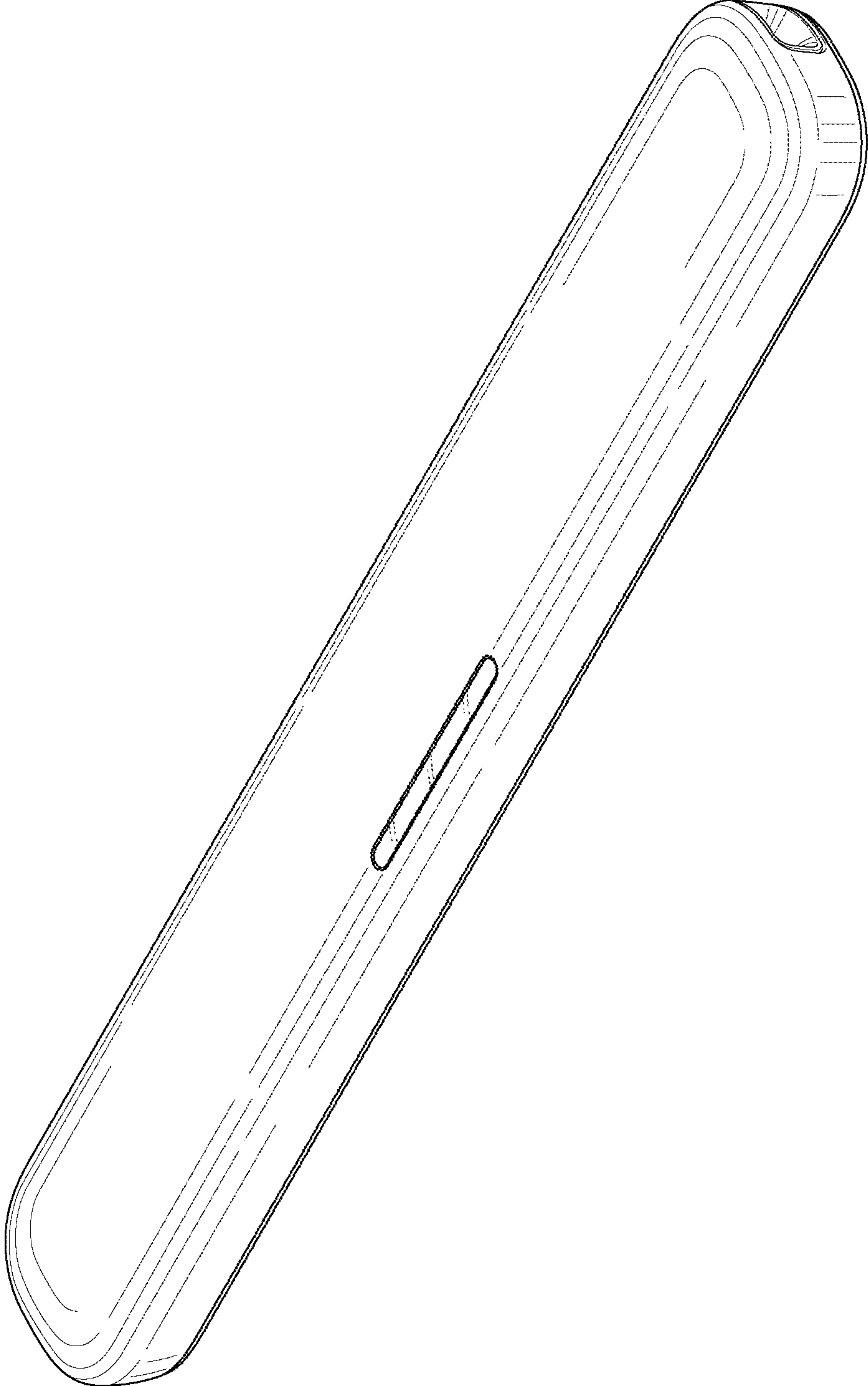


FIG. 1



FIG. 2




FIG. 3

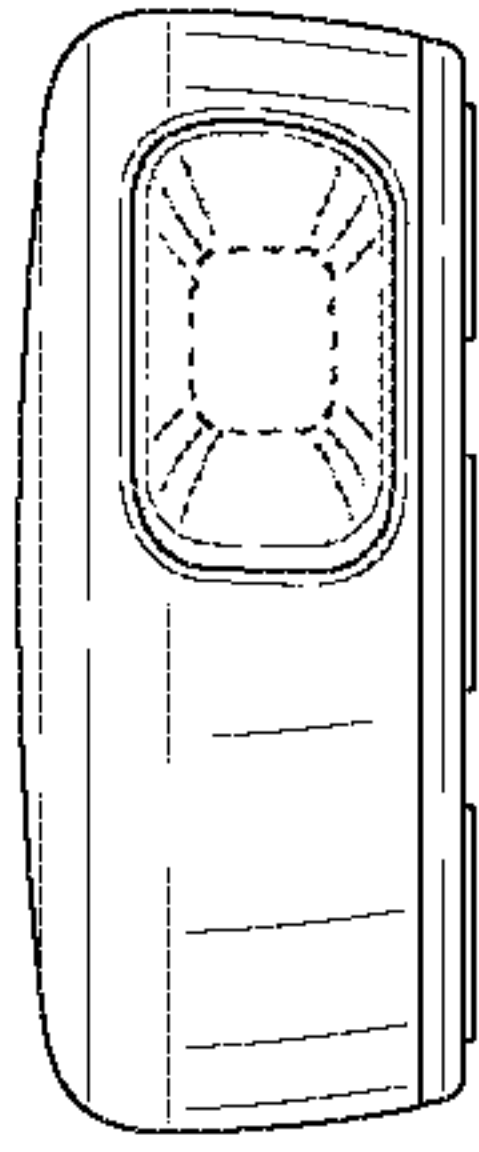


FIG. 5

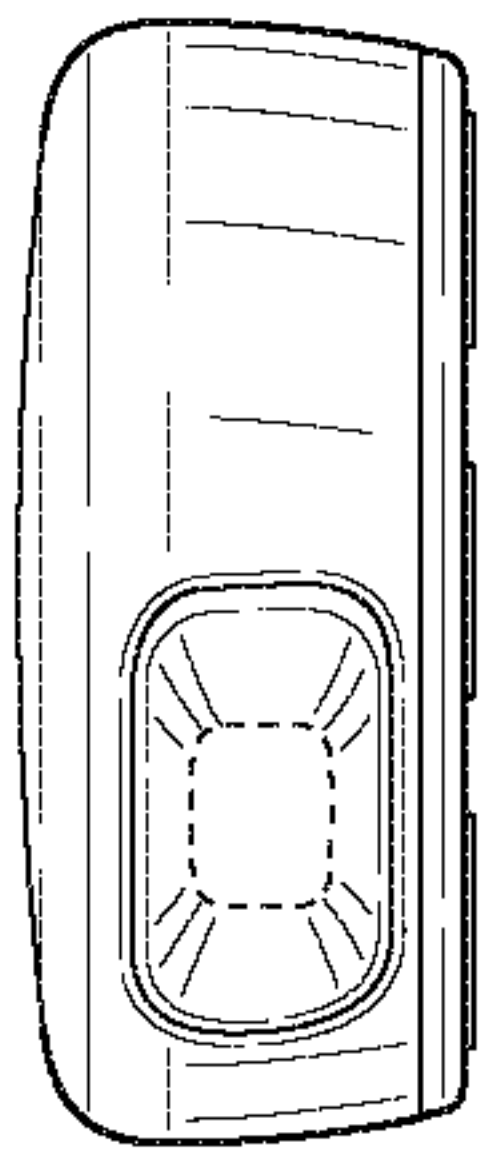


FIG. 4

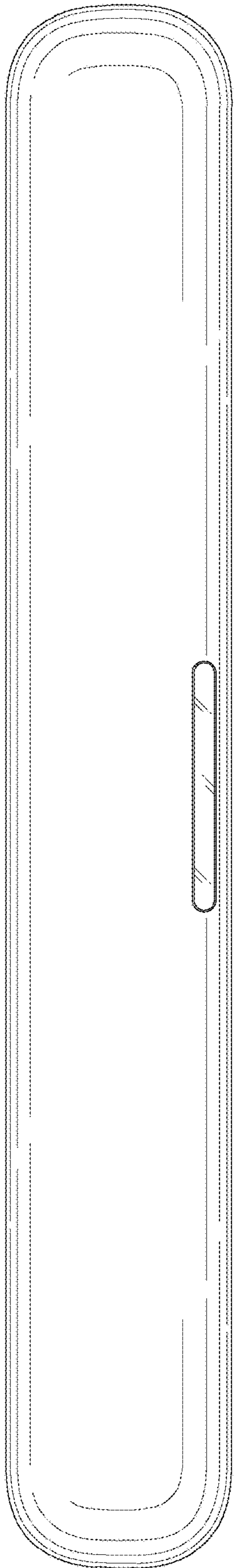


FIG. 6

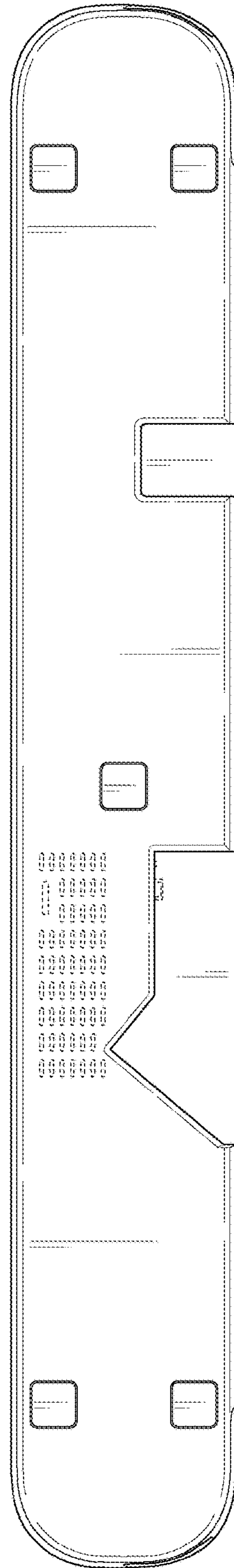


FIG. 7