



US00D933617S

(12) **United States Design Patent** (10) **Patent No.:** **US D933,617 S**
Togami et al. (45) **Date of Patent:** **** Oct. 19, 2021**

(54) **HEAT SINK COVER**

(71) Applicant: **MARVELL ASIA PTE, LTD.**,
Singapore (SG)

(72) Inventors: **Chris Togami**, Santa Clara, CA (US);
Radhakrishnan L. Nagarajan, Santa
Clara, CA (US); **Gary Sasser**, Santa
Clara, CA (US); **Brian Taylor**, Santa
Clara, CA (US)

(73) Assignee: **MARVELL ASIA PTE, LTD.**,
Singapore (SG)

(**) Term: **15 Years**

(21) Appl. No.: **29/705,640**

(22) Filed: **Sep. 13, 2019**

(51) **LOC (13) Cl.** **13-03**

(52) **U.S. Cl.**
USPC **D13/179**

(58) **Field of Classification Search**
USPC D13/179, 182, 180, 133; D15/199;
D23/370

CPC . H01L 23/427; H01L 23/467; H01L 23/3672;
H01L 23/473; H01L 23/367; H01L
23/3677; H01L 21/4882; G06F 1/20;
G06F 1/203; G06F 22/201; H05K 1/203;
H05K 1/0272; H05K 2201/064; H05K
7/2039; H05K 7/20309; H05K 7/20318

See application file for complete search history.

(56) **References Cited**

U.S. PATENT DOCUMENTS

D280,320 S * 8/1985 McCarthy D13/179
D361,317 S * 8/1995 Harmon D13/179
D376,349 S * 12/1996 Campanella D13/179
D409,157 S * 5/1999 Holland D13/179
D422,970 S * 4/2000 Guerrero D13/179

D531,138 S * 10/2006 Ness D13/179
9,578,780 B1 * 2/2017 Shih H01L 23/367
D856,945 S * 8/2019 Azar D13/179
2005/0207118 A1 * 9/2005 Wang H01L 23/467
361/695
2006/0222342 A1 * 10/2006 Funaki G06F 1/184
386/323
2012/0090888 A1 * 4/2012 Sun G06F 1/20
174/547

(Continued)

FOREIGN PATENT DOCUMENTS

CN 304206643 * 7/2017
JP D1588800 * 10/2017

(Continued)

Primary Examiner — Rosemary K Tarcza
Assistant Examiner — Seth David Kumpf

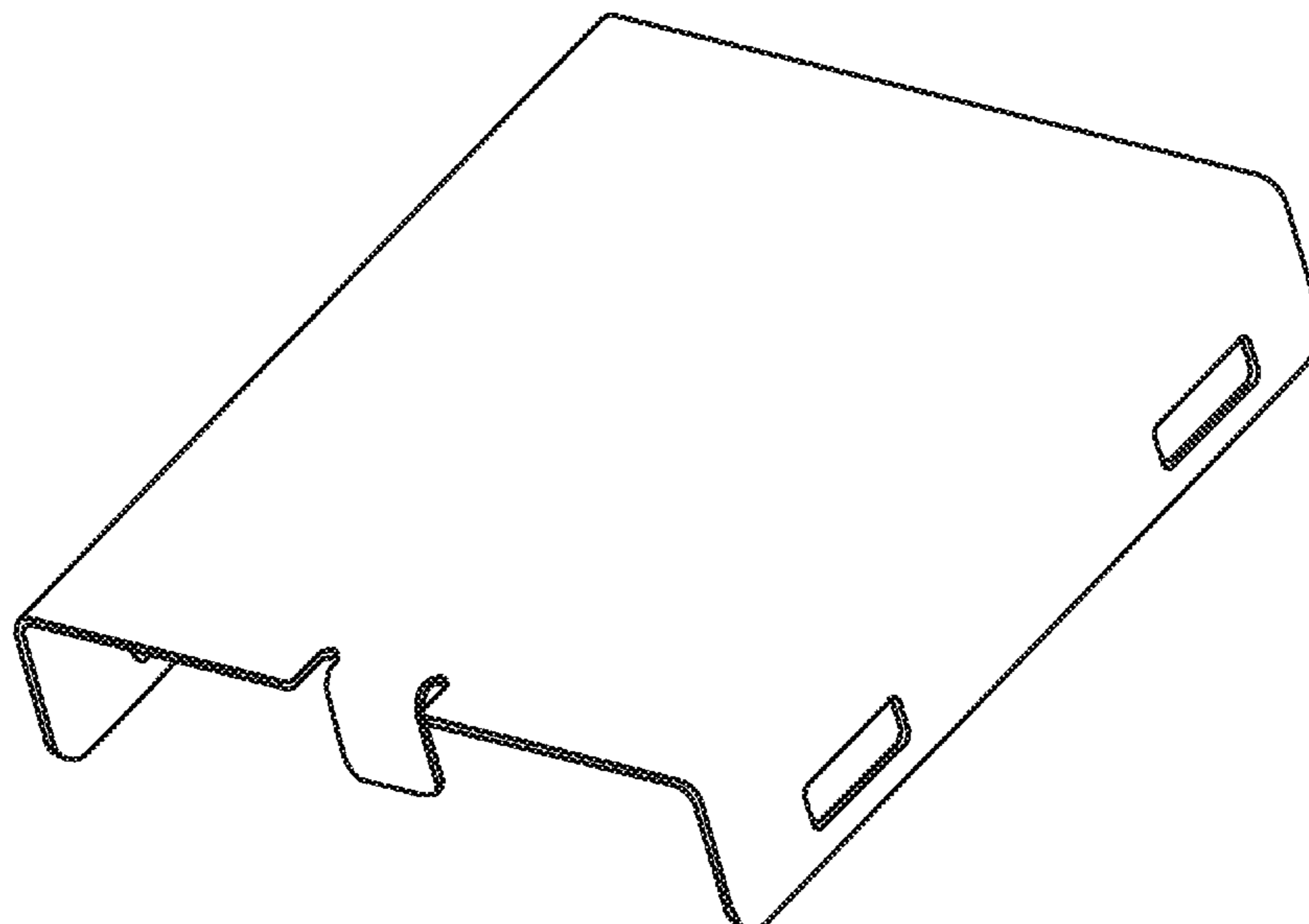
(57) **CLAIM**

The ornamental design for a heat sink cover, as shown and described.

DESCRIPTION

FIG. 1 shows a perspective view of a heat sink cover showing our new design.
FIG. 2 is a top plane view of the heat sink cover of FIG. 1.
FIG. 3 is a bottom plane view thereof.
FIG. 4 is a left side elevational view thereof.
FIG. 5 is a right side elevational view thereof.
FIG. 6 is a front side devotional view thereof; and,
FIG. 7 is a back side elevational view thereof.
The heat sink cover as shown in FIG. 1 through FIG. 7 has a flat base plate joined with a curved region of a full length of a front-side plate and a back-side plate, and naturally joined with a curved region of a reduced length to a small left-side plate around a central position, but without any right-side plate. Each of the front-side plate and the back-side plate has two window openings.

1 Claim, 6 Drawing Sheets



(56)

References Cited

U.S. PATENT DOCUMENTS

2012/0241038 A1* 9/2012 Sun G06F 1/20
138/155
2013/0050951 A1* 2/2013 Zhou G06F 1/20
361/720
2013/0328466 A1* 12/2013 Chang H05K 5/0021
312/236
2019/0115519 A1* 4/2019 Matsuda H01L 23/473
2019/0150319 A1* 5/2019 Leigh H05K 7/20009
361/690
2019/0377391 A1* 12/2019 Chen F25B 21/02

FOREIGN PATENT DOCUMENTS

JP D1588801 * 10/2017
JP D1588802 * 10/2017
JP D1588803 * 10/2017

* cited by examiner

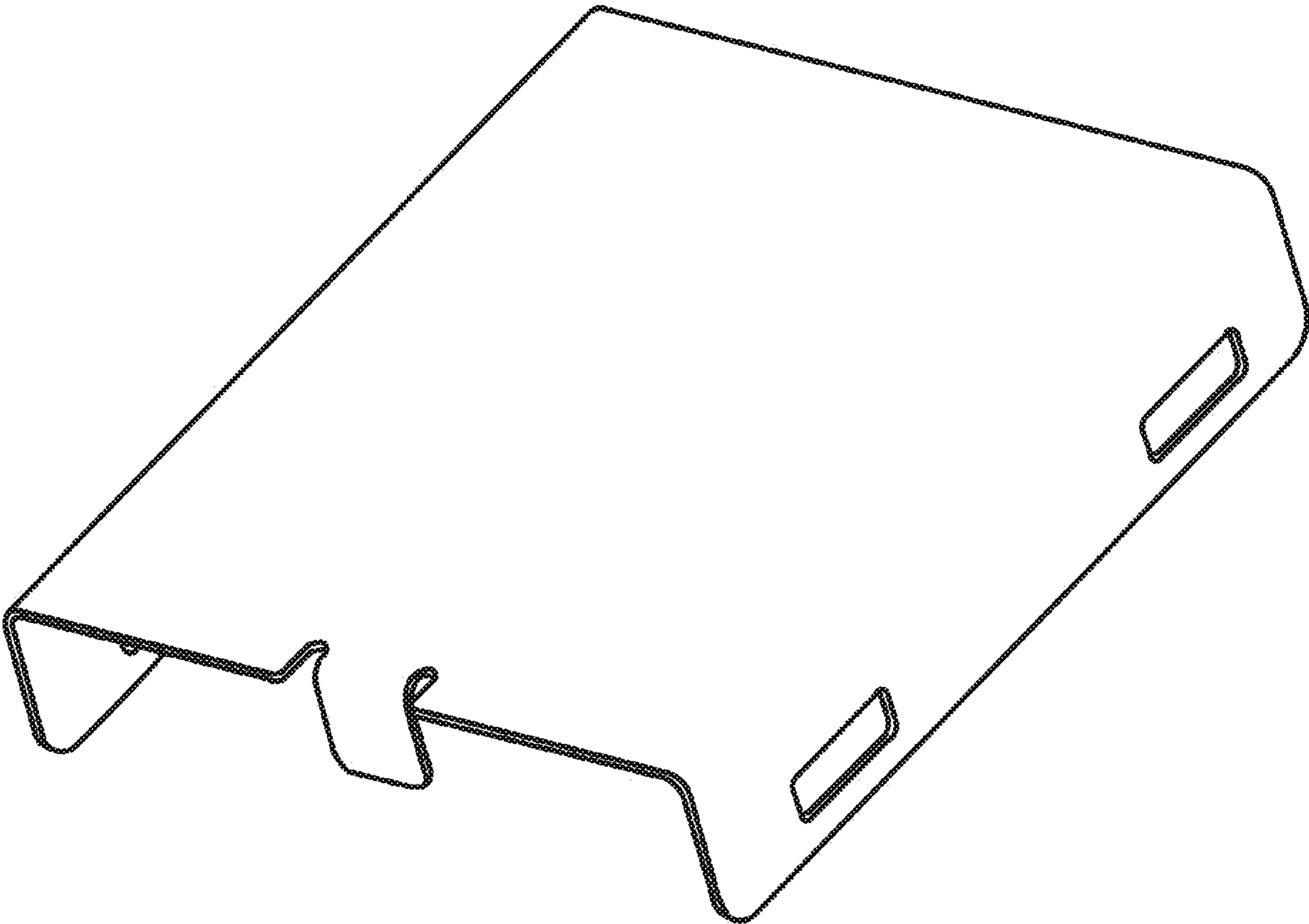


FIG. 1




FIG. 2




FIG. 3

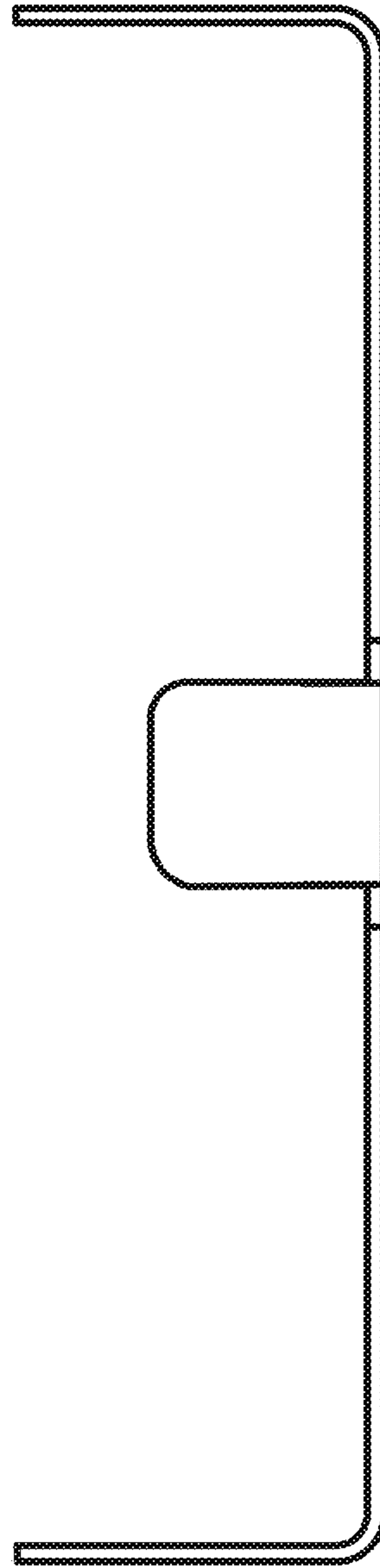


FIG. 4

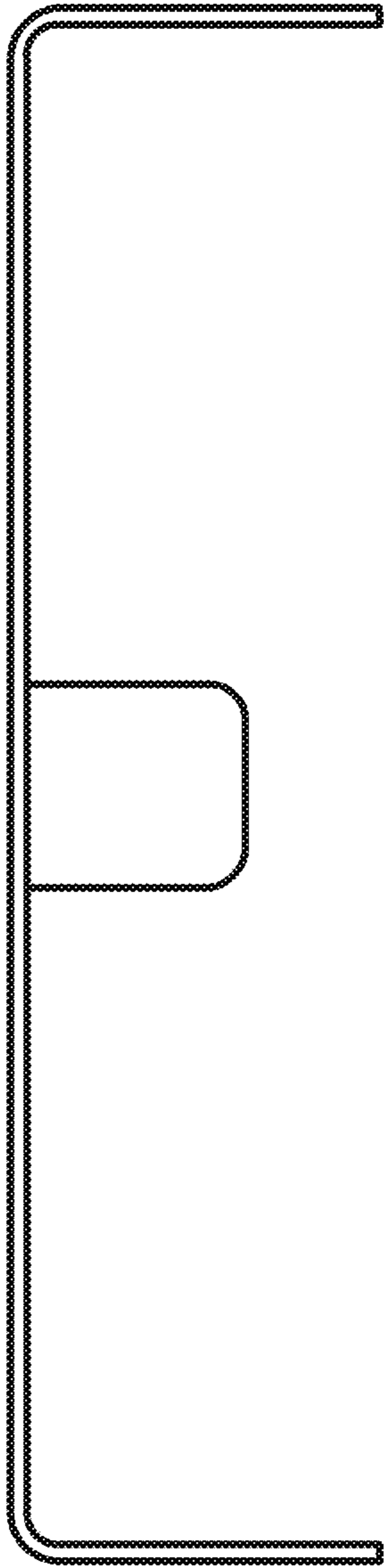


FIG. 5



FIG. 6



FIG. 7