



US00D933605S

(12) **United States Design Patent** (10) **Patent No.:** **US D933,605 S**
Nook et al. (45) **Date of Patent:** **** Oct. 19, 2021**

(54) **BATTERY CLAMP** D322,390 S * 12/1991 Nimtz D8/395
 5,772,468 A * 6/1998 Kowalski H01R 11/24
 439/506
 (71) Applicant: **THE NOCO COMPANY**, Glenwillow, OH (US) 7,598,699 B2 * 10/2009 Restaino G01R 1/06788
 320/105
 (72) Inventors: **Jonathan Lewis Nook**, Gates Mills, OH (US); **William Knight Nook**, Shaker Heights, OH (US); **James Richard Stanfield**, Glendale, AZ (US); **Derek Michael Underhill**, Tempe, AZ (US) 9,461,376 B1 * 10/2016 Bakhoun H01R 11/24
 D853,330 S * 7/2019 Dai D13/120
 D913,932 S * 3/2021 Nook D13/120
 2004/0172795 A1 * 9/2004 Cheng H01R 11/24
 24/499

* cited by examiner

(73) Assignee: **THE NOCO COMPANY**, Glenwillow, OH (US)
Primary Examiner — Jennifer O King
 (74) *Attorney, Agent, or Firm* — Vorys, Sater, Seymour and Pease LLP; William L. Klima

(**) Term: **15 Years**

(21) Appl. No.: **29/756,079**

(22) Filed: **Oct. 26, 2020**

Related U.S. Application Data

(63) Continuation of application No. 29/665,461, filed on Oct. 3, 2018.

(51) **LOC (13) Cl.** **13-02**

(52) **U.S. Cl.**
USPC **D13/120**

(58) **Field of Classification Search**
 USPC D13/118, 119, 120, 103, 148, 149, 151, D13/199; D12/223
 CPC H01R 11/24; H01R 11/281; H01R 11/283
 See application file for complete search history.

(56) **References Cited**

U.S. PATENT DOCUMENTS

4,057,313 A * 11/1977 Polizzano H01R 11/18
 439/219
 D317,116 S * 5/1991 Nimtz D32/64

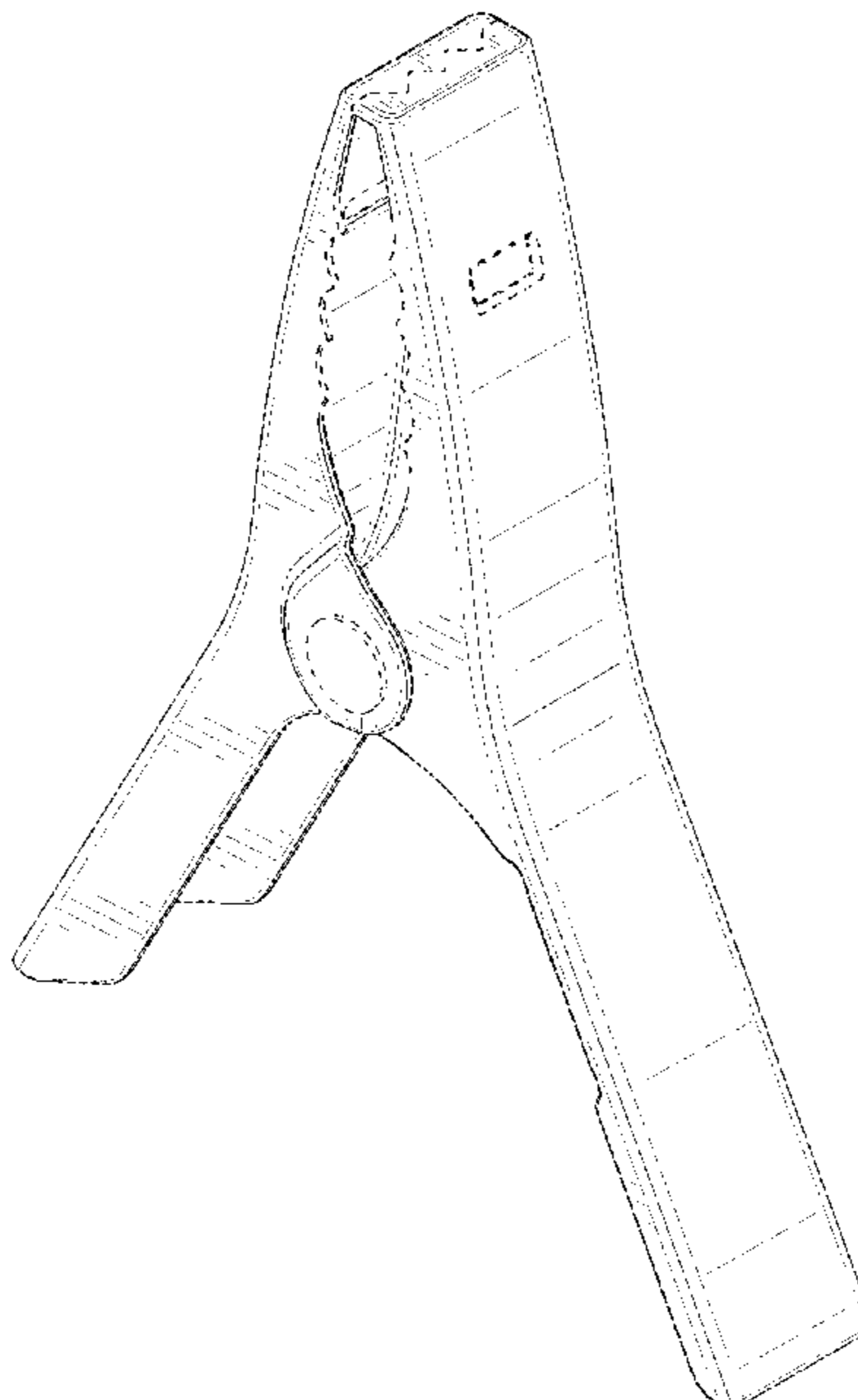
(57) **CLAIM**

The ornamental design for a battery clamp, as shown and described.

DESCRIPTION

FIG. 1 is a front perspective view of a new design for a battery clamp;
 FIG. 2 is a left side elevational view thereof;
 FIG. 3 is a right side elevational view thereof;
 FIG. 4 is a front elevational view thereof;
 FIG. 5 is a rear elevational view thereof;
 FIG. 6 is a top plan view thereof; and,
 FIG. 7 is a bottom plan view thereof.
 The broken lines shown represent portions of the battery clamp that form no part of the claimed design.

1 Claim, 7 Drawing Sheets



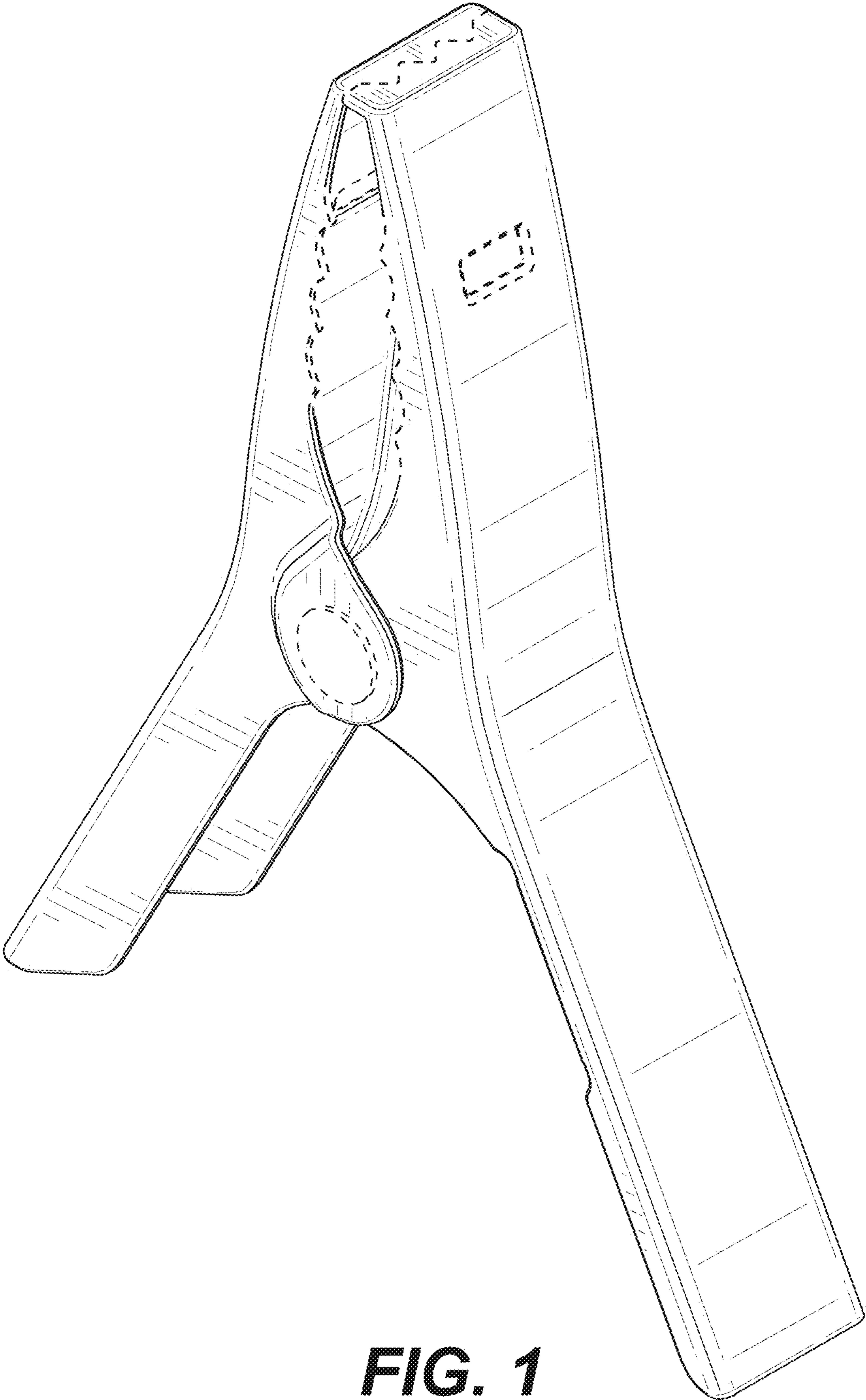


FIG. 1

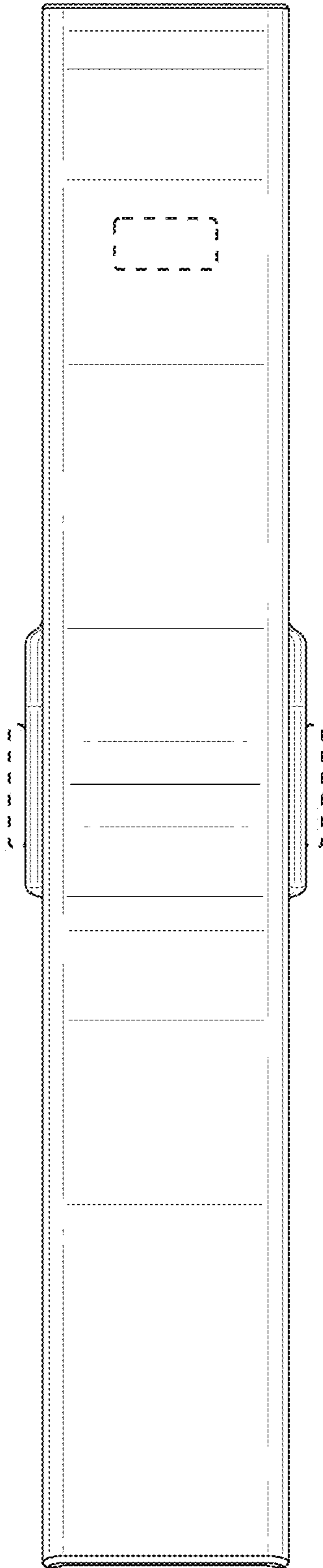


FIG. 2

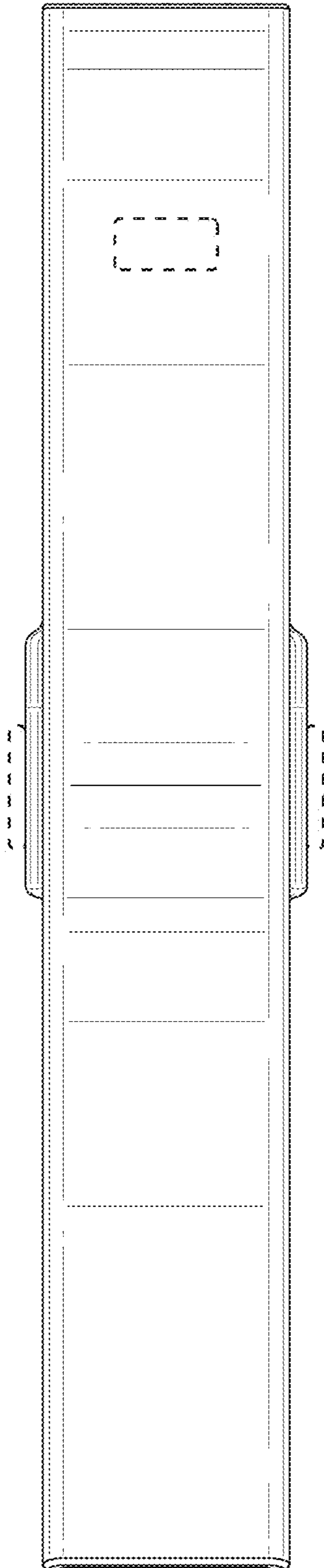


FIG. 3

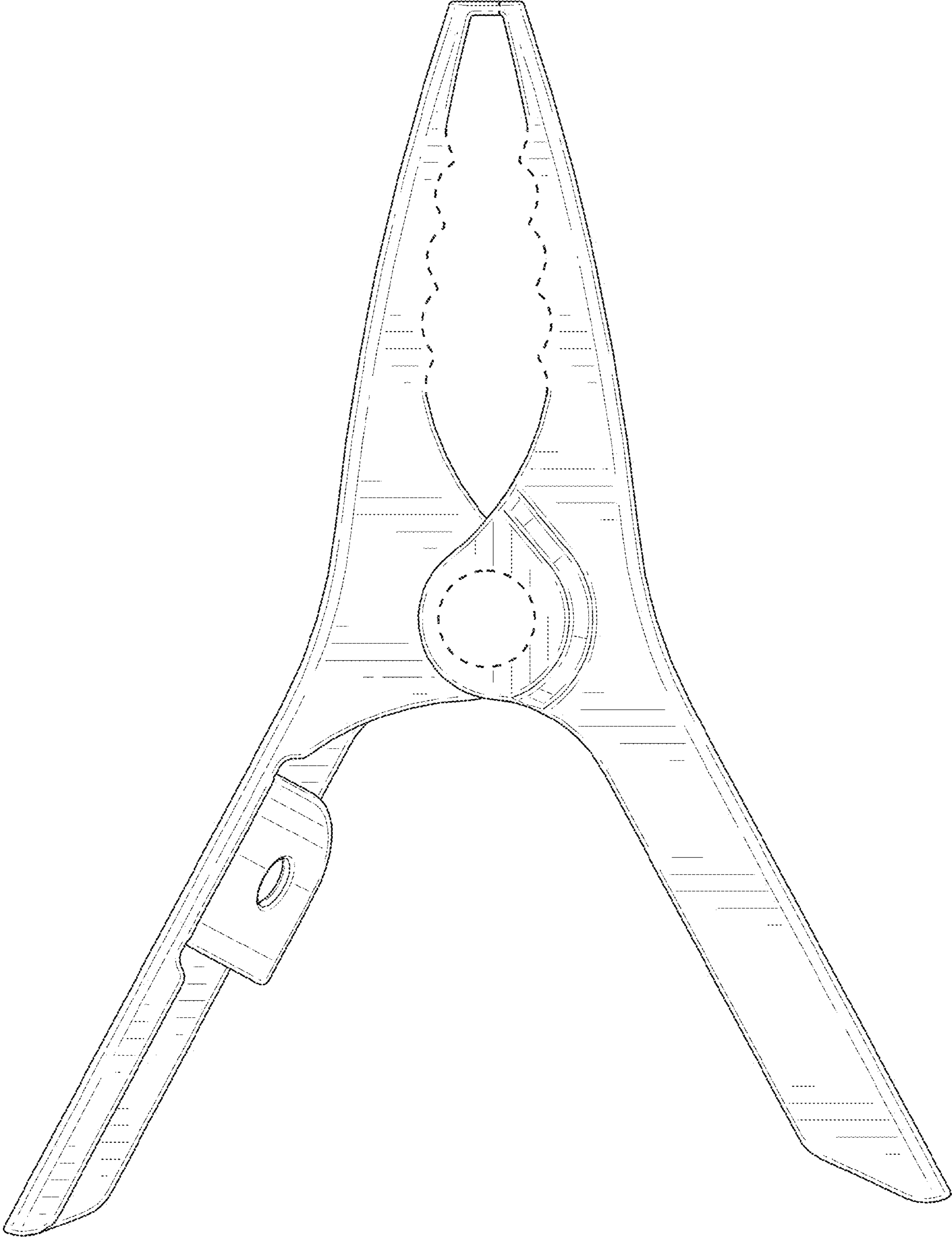


FIG. 4

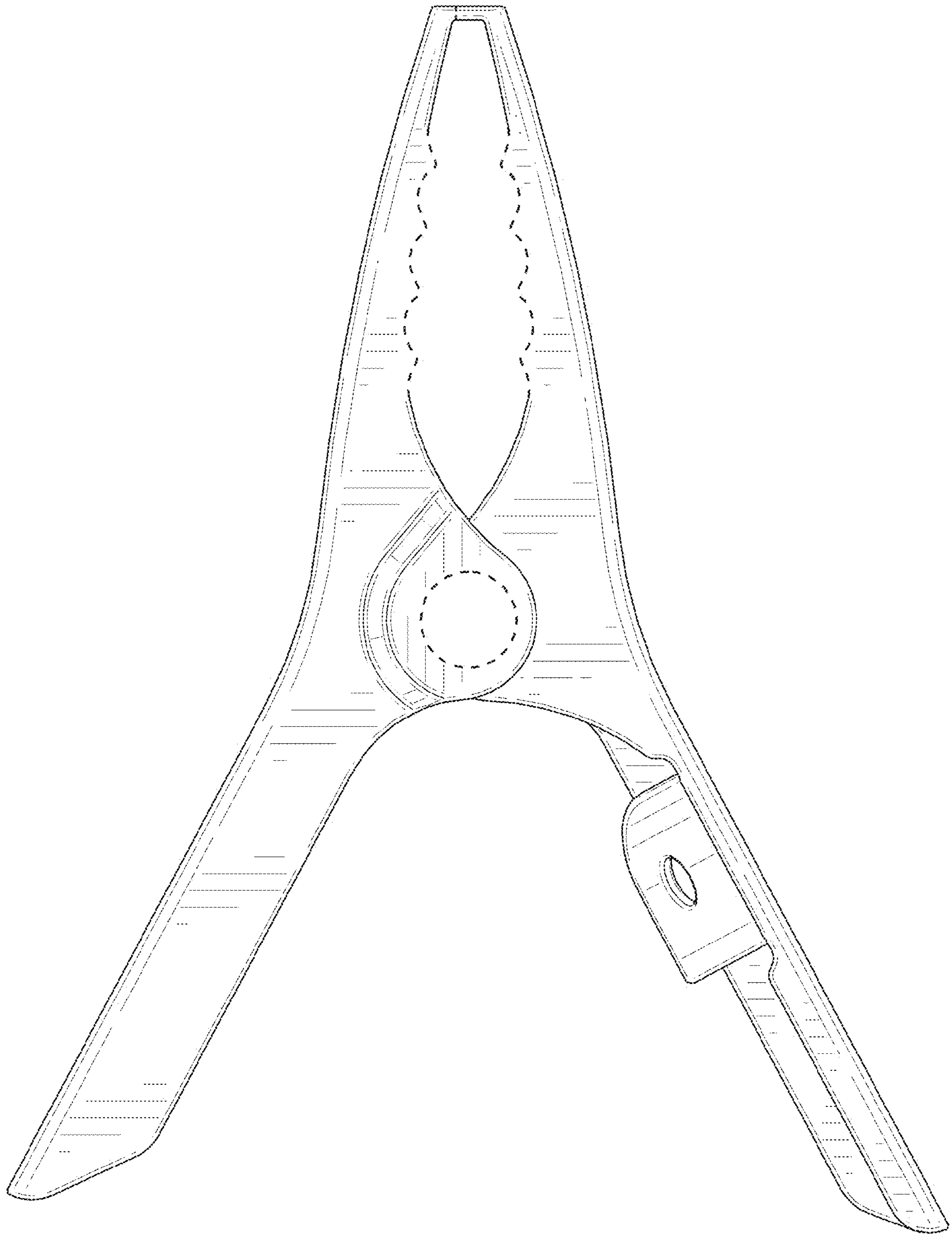


FIG. 5

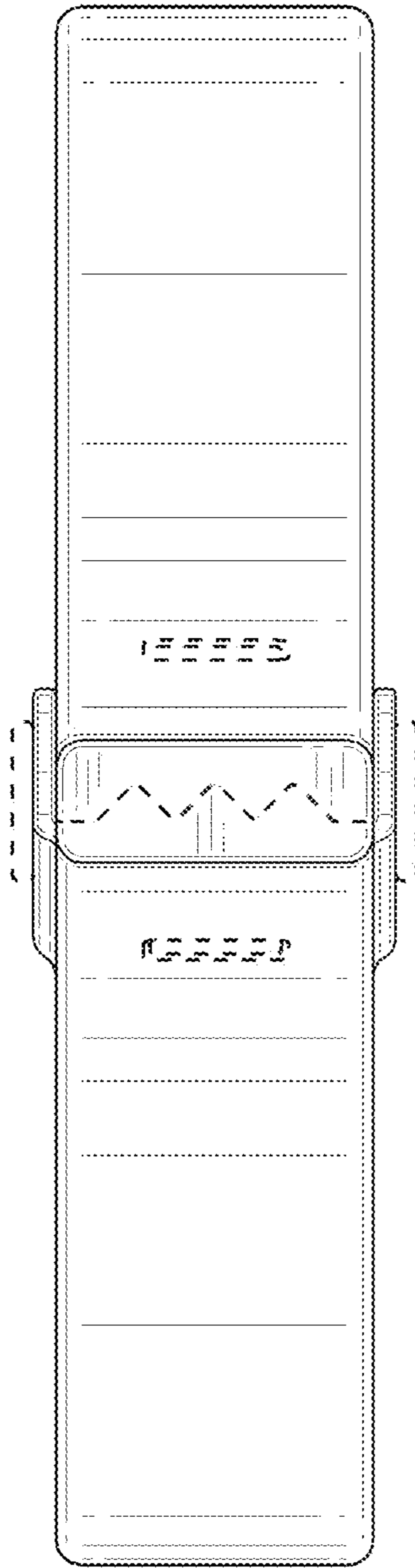


FIG. 6

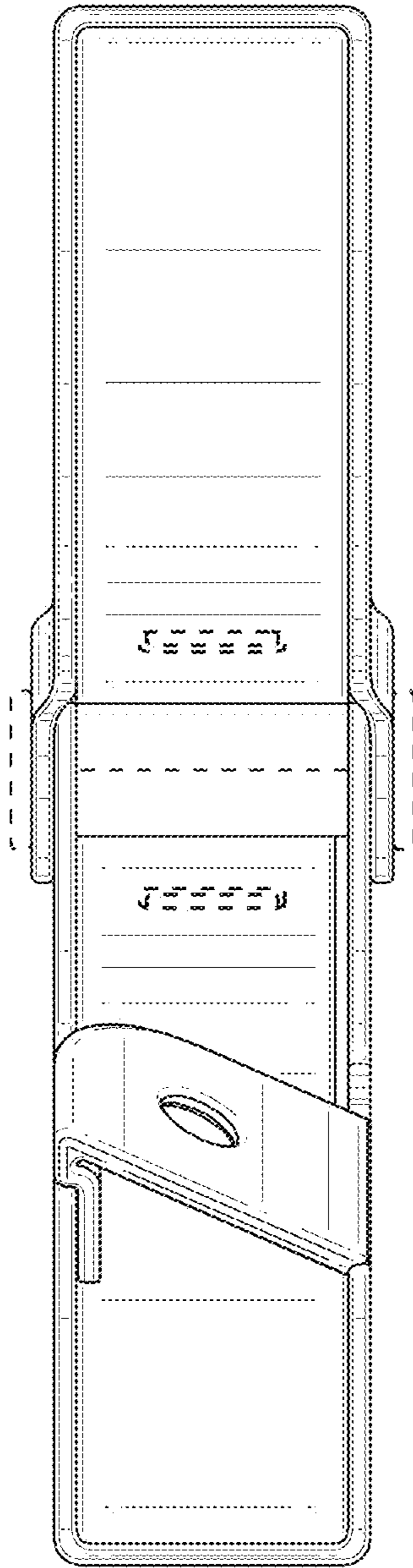


FIG. 7