



US00D933582S

(12) **United States Design Patent** (10) **Patent No.:** **US D933,582 S**
Schultz et al. (45) **Date of Patent:** **** Oct. 19, 2021**

(54) **TIRE**
(71) Applicant: **Bridgestone Americas Tire Operations, LLC**, Nashville, TN (US)
(72) Inventors: **David E. Schultz**, Stow, OH (US);
Wesley M. Schwarz, Ravenna, OH (US)
(73) Assignee: **Bridgestone Americas Tire Operations, LLC**, Nashville, TN (US)

D499,693 S 12/2004 Williams
D505,386 S 5/2005 Maxwell et al.
D534,117 S 12/2006 Welbes et al.
D591,223 S 4/2009 Missik-Gaffney et al.
D601,082 S * 9/2009 Cazin-Bourguignon D12/583
D607,812 S 1/2010 Dixon et al.
D609,167 S 2/2010 Regallis et al.
D612,327 S 3/2010 Yonetsu
D615,027 S 5/2010 Williamson et al.
D638,352 S * 5/2011 Osaka D12/579
D641,685 S 7/2011 Youn
(Continued)

(**) Term: **15 Years**
(21) Appl. No.: **29/712,026**
(22) Filed: **Nov. 5, 2019**
(51) **LOC (13) Cl.** **12-15**
(52) **U.S. Cl.**
USPC **D12/604**
(58) **Field of Classification Search**
USPC D12/568-605, 900
CPC Y10T 152/10027; B60C 1/0016; B60C
11/0306; B60C 11/0302; B60C 3/06;
B60C 9/17
See application file for complete search history.

(56) **References Cited**
U.S. PATENT DOCUMENTS
D261,493 S * 10/1981 Baus D12/582
4,449,560 A * 5/1984 Tansei B60C 11/0309
152/209.23
D372,006 S * 7/1996 Labbe D12/583
5,580,404 A 12/1996 Hitzky
D382,518 S 8/1997 Labbe et al.
D391,533 S 3/1998 Labbe et al.
D397,646 S 9/1998 Labbe et al.
D429,188 S 8/2000 Schuster et al.
D457,127 S * 5/2002 Warchol D12/583
D496,329 S 9/2004 Thomas et al.

OTHER PUBLICATIONS

Product Sheet for T819 On-/Off-Highway All-Position Radial from Bridgestone Americas Tire Operations, LLC, last revised Jun. 2015.
(Continued)

Primary Examiner — John A Voytek
(74) *Attorney, Agent, or Firm* — Shaun J. Fox

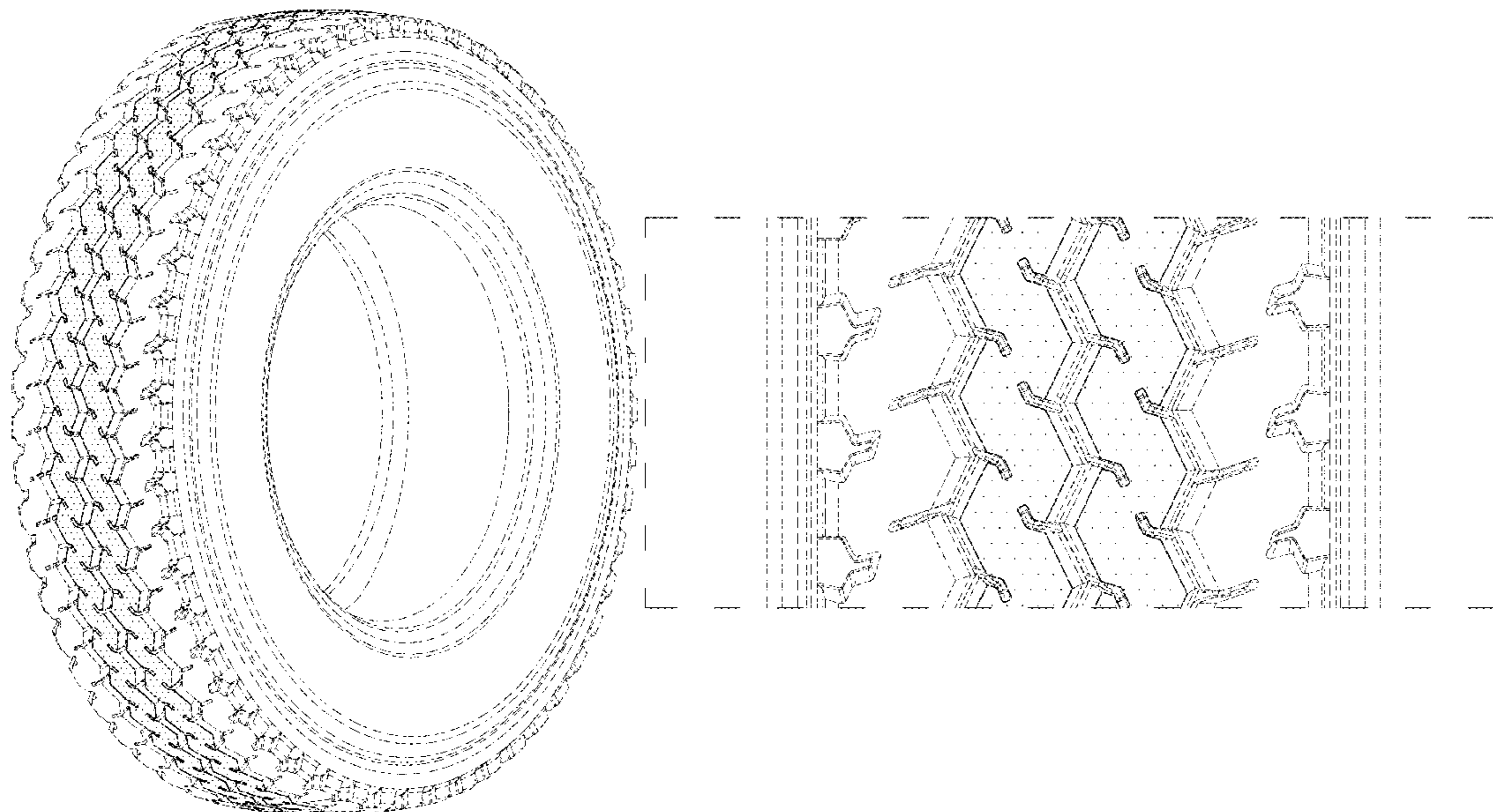
(57) **CLAIM**

The ornamental design for a tire, as shown and described.

DESCRIPTION

FIG. 1 is a side perspective view of a tire showing our new design, it being understood that the tread pattern is repeated throughout the circumference of the tire;
FIG. 2 is a front elevational view thereof; it being understood that the tread pattern is repeated throughout the circumference of the tire;
FIG. 3 is a side elevational view of the left side thereof;
FIG. 4 is a side elevational view of the right side thereof; and,
FIG. 5 is an enlarged fragmentary front elevational view thereof.
In the drawings, the broken lines depict environmental subject matter only and form no part of the claimed design.

1 Claim, 5 Drawing Sheets



(56)

References Cited

U.S. PATENT DOCUMENTS

D660,224 S *	5/2012	Takahashi	D12/602
D730,813 S	6/2015	Yamamoto	
D740,209 S	10/2015	Parr et al.	
D751,975 S	3/2016	Cerny et al.	
D762,560 S	8/2016	Hamanaka	
D766,816 S	9/2016	Yamamoto	
D768,561 S *	10/2016	Brown	D12/583
D780,099 S	2/2017	Parr et al.	
D811,991 S	3/2018	Yasunaga	
D813,794 S	3/2018	Tanaka	
D821,296 S	6/2018	Tanaka	
D833,966 S *	11/2018	Louzri	D12/596
D845,223 S	4/2019	Wang et al.	
D871,316 S *	12/2019	Yasunaga	D12/583
D873,210 S *	1/2020	Neroni	D12/583
D886,715 S *	6/2020	Sahashi	D12/583
2007/0012389 A1 *	1/2007	Ito	B60C 11/12 152/209.22

OTHER PUBLICATIONS

Schultz, David E. et al., Design U.S. Appl. No. 29/668,239, filed Oct. 29, 2018 entitled "Tire".

Truck Tire Data Book for Medium & Light Truck from Bridgestone Commercial Solutions, p. 34, last revised Aug. 7, 2018.

* cited by examiner

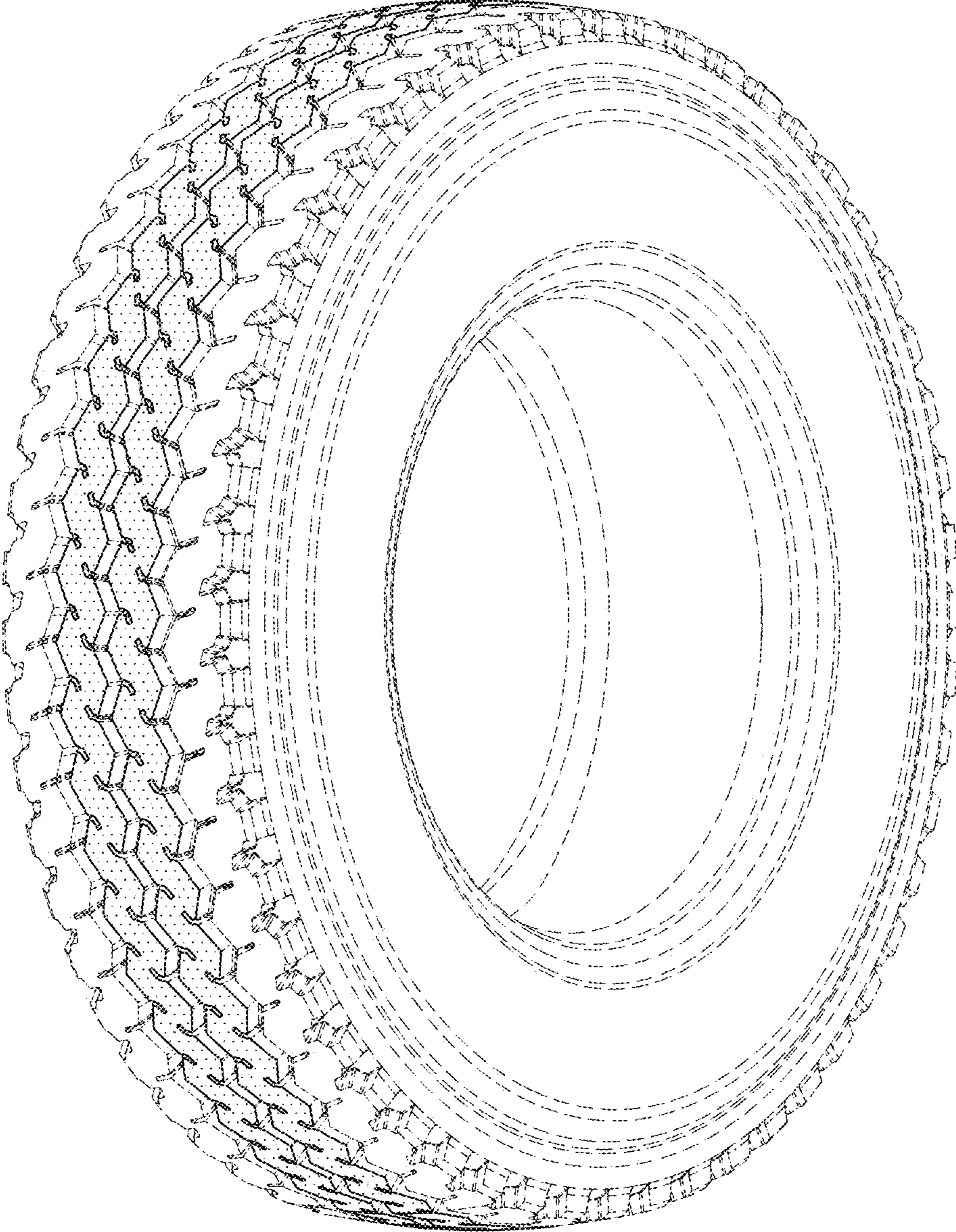


FIG. 1

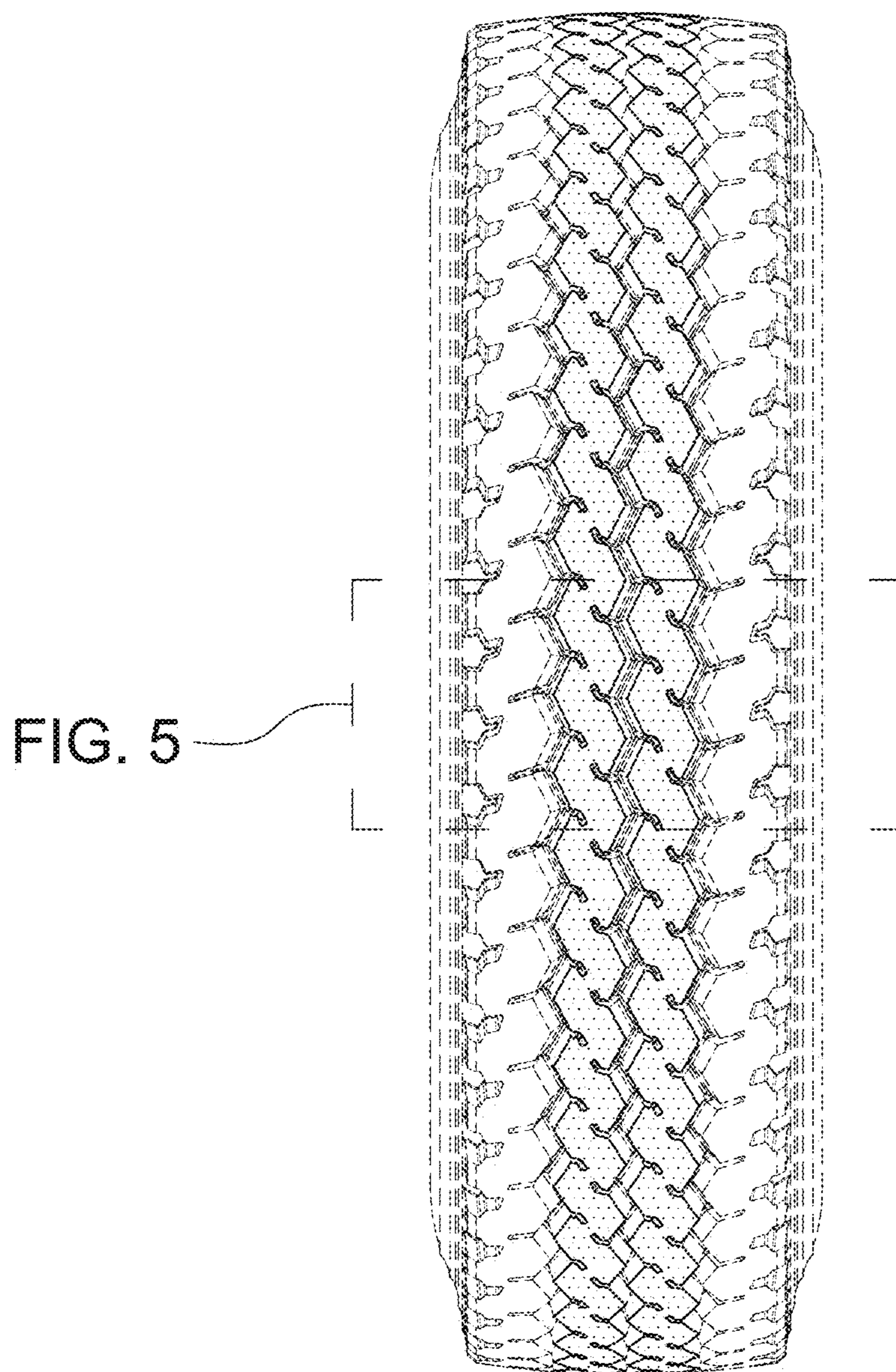


FIG. 5

FIG. 2




FIG. 3




FIG. 4

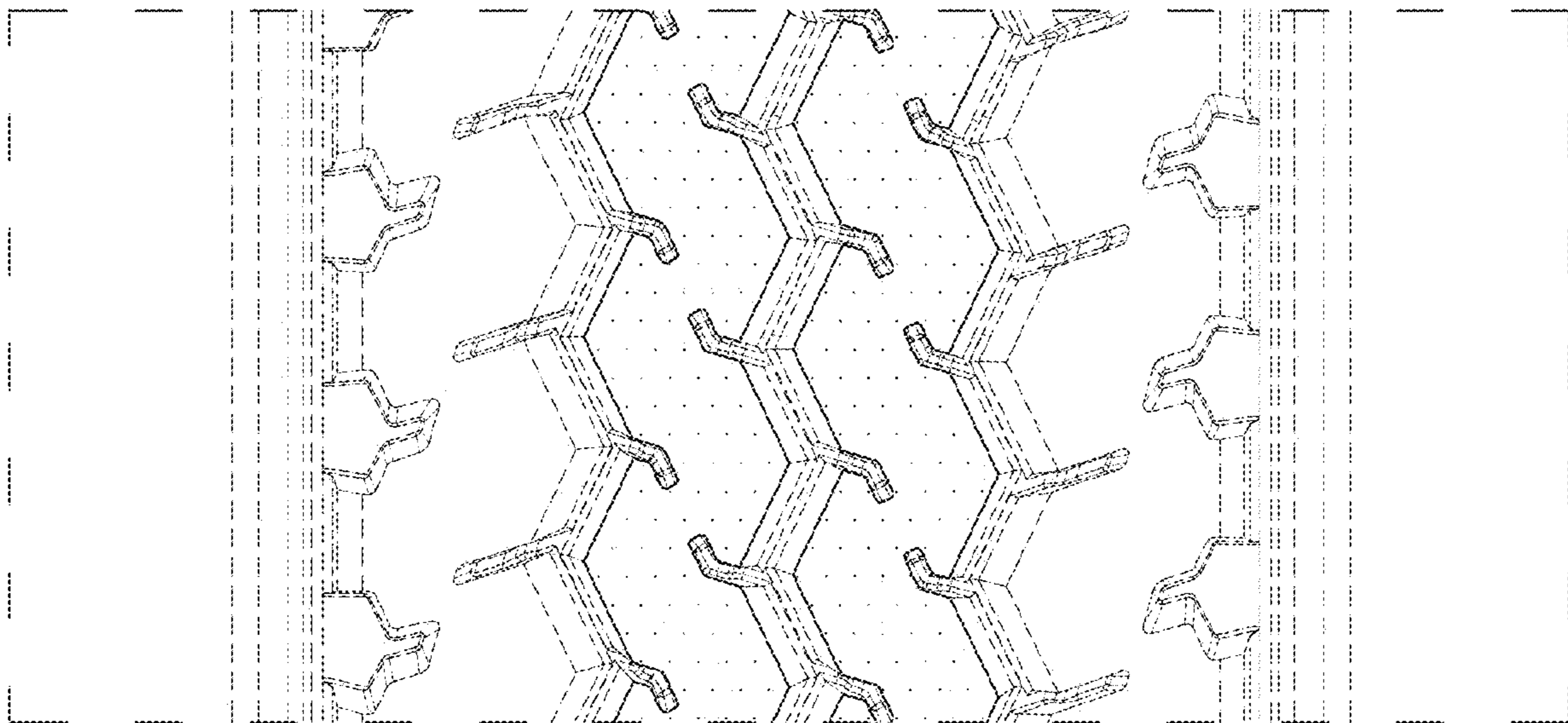


FIG. 5