



US00D933580S

(12) **United States Design Patent**
Harris

(10) **Patent No.:** **US D933,580 S**

(45) **Date of Patent:** **** Oct. 19, 2021**

(54) **TIRE**

D900,714 S * 11/2020 Geelen D12/545
D900,715 S * 11/2020 van 't Hul D12/545

(71) Applicant: **COOPER TIRE & RUBBER COMPANY**, Findlay, OH (US)

* cited by examiner

(72) Inventor: **Jamie L. Harris**, Chippenham (GB)

Primary Examiner — George D. Kirschbaum

(74) *Attorney, Agent, or Firm* — Fay Sharpe LLP

(73) Assignee: **Cooper Tire & Rubber Company**, Findlay, OH (US)

(57) **CLAIM**

The ornamental design for a tire, as shown and described.

(**) Term: **15 Years**

DESCRIPTION

(21) Appl. No.: **29/738,770**

FIG. 1 is a perspective view of a tire taken from the front and a first side thereof;

FIG. 2 is a front view thereof;

FIG. 3 is a first side view thereof (the second or other side view of the tire being the same as the first side view);

FIG. 4 is an enlarged, partial perspective view taken from the front and the side thereof;

FIG. 5 is an enlarged, partial front view thereof; and,

FIG. 6 is an enlarged, partial side view thereof.

(22) Filed: **Jun. 19, 2020**

(51) **LOC (13) Cl.** **12-15**

(52) **U.S. Cl.**
USPC **D12/545**

(58) **Field of Classification Search**
USPC D12/563–564, 566, 550, 561, 545
See application file for complete search history.


The broken lines and the sidewall region between the broken lines that define the inner bead and the sidewall depict subject matter that forms no part of the claimed tire design and are included for the purpose of illustrating the full tire. Likewise, the tire interior forms no part of the claim. The tread pattern is understood to repeat throughout the circumference of the tire, and the top and bottom views are the same as the front view based on the repeating nature of the tread design pattern.

(56) **References Cited**

U.S. PATENT DOCUMENTS

D860,127 S * 9/2019 Tae D12/545
D860,923 S * 9/2019 De Liddo D12/564
D896,161 S * 9/2020 Koetter D12/563
D900,010 S * 10/2020 Koetter D12/545

1 Claim, 6 Drawing Sheets



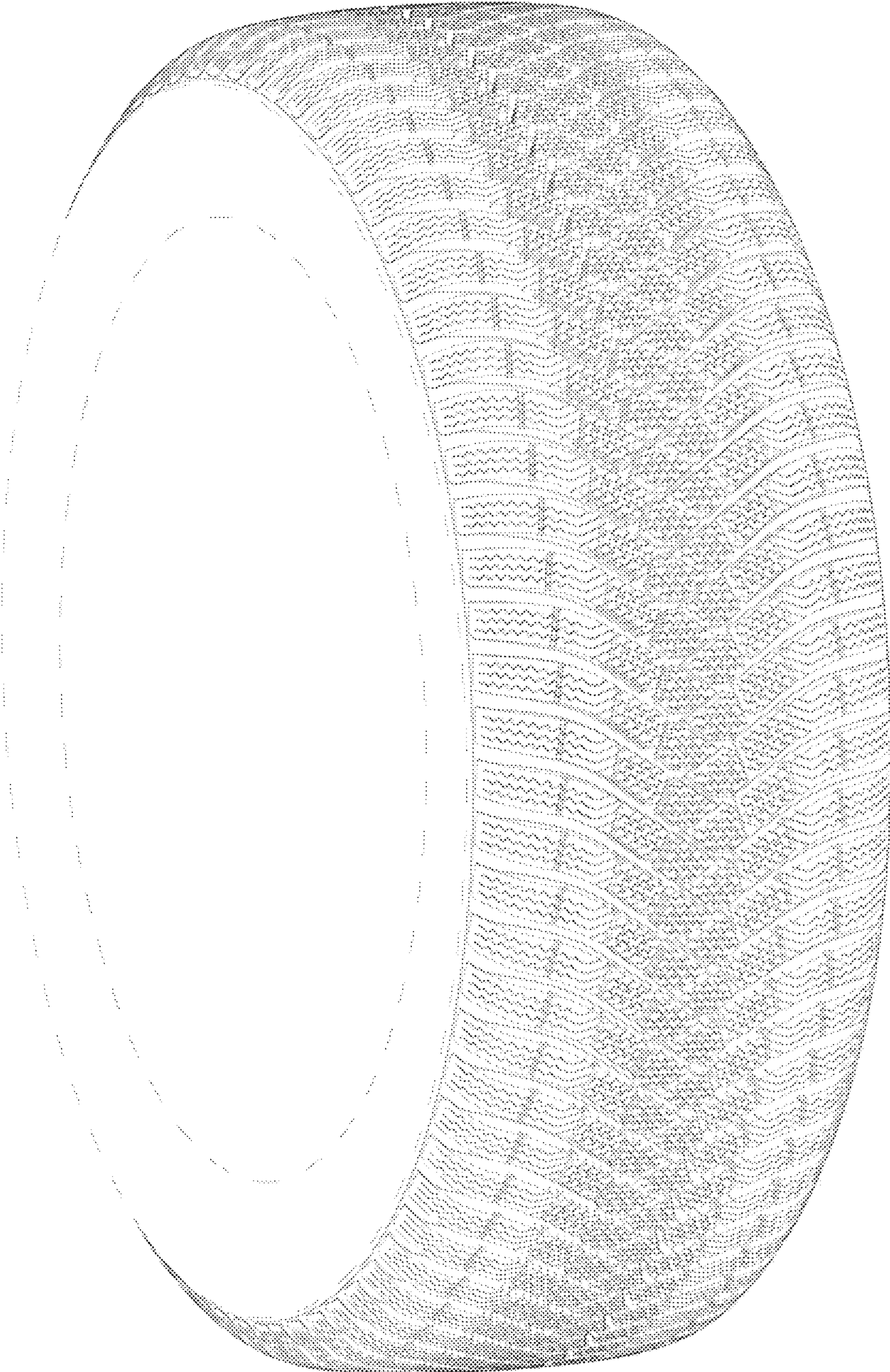


FIG 1

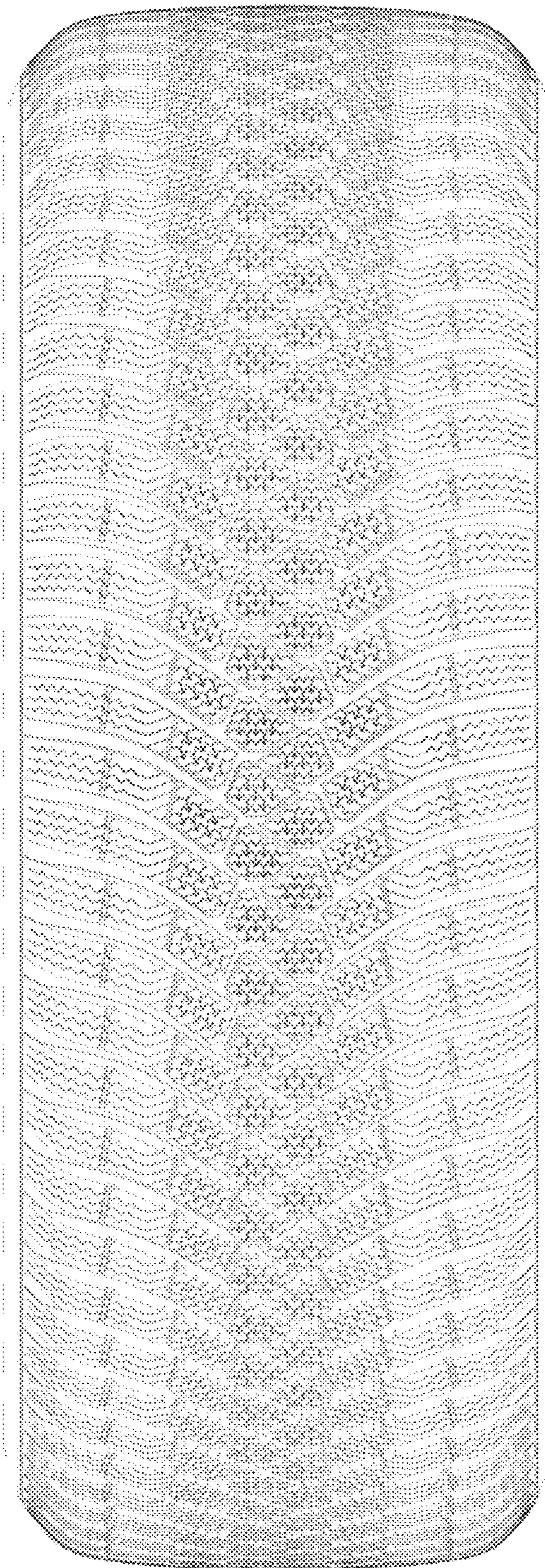


FIG.2

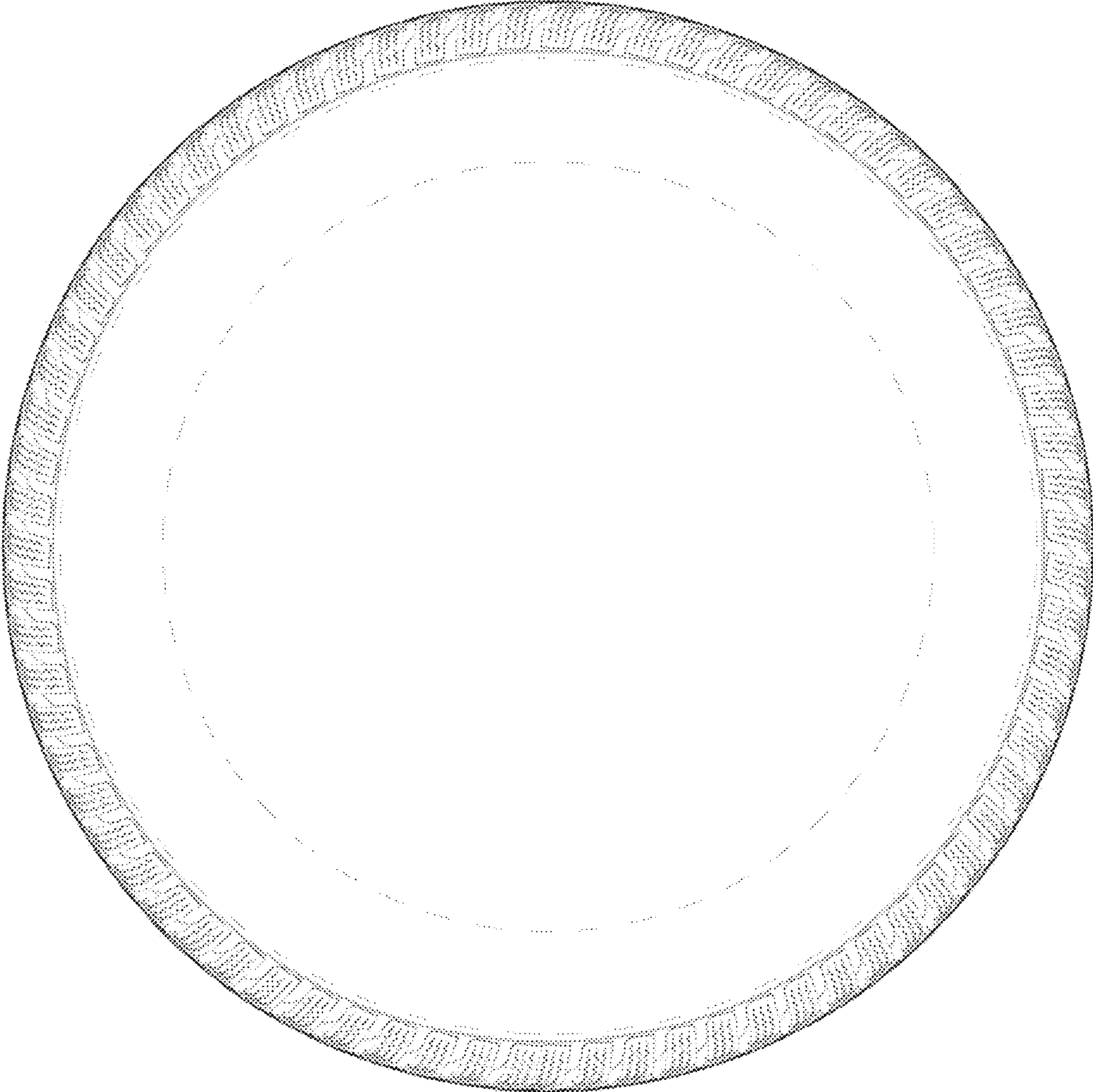


FIG. 3




FIG 4




FIG.5




FIG. 6