



US00D933543S

(12) **United States Design Patent**
Perez

(10) **Patent No.:** **US D933,543 S**

(45) **Date of Patent:** **** Oct. 19, 2021**

(54) **TRAILER FIFTH WHEEL LOCK PULLER**

(71) Applicant: **Jose Perez**, Chaska, MN (US)

(72) Inventor: **Jose Perez**, Chaska, MN (US)

(**) Term: **15 Years**

(21) Appl. No.: **29/737,912**

(22) Filed: **Jun. 12, 2020**

(51) **LOC (13) Cl.** **12-16**

(52) **U.S. Cl.**
USPC **D12/162**

(58) **Field of Classification Search**
USPC D12/159-162
CPC . B60D 1/60; B60D 1/065; B60D 1/00; B60D
1/06; B60D 1/36; B62D 33/033
See application file for complete search history.

(56) **References Cited**

U.S. PATENT DOCUMENTS

D311,482 S *	10/1990	Morton	D8/14
5,326,144 A *	7/1994	Forcier	B25B 27/02 248/316.1
5,791,711 A *	8/1998	Tobias	B66F 9/19 294/82.1
6,712,381 B1 *	3/2004	Moss	B60D 1/06 280/415.1
D697,414 S *	1/2014	Windelinckx	D9/538
D698,105 S *	1/2014	Huster	D30/199
9,095,969 B1 *	8/2015	Oswald	B25F 1/00

D862,306 S *	10/2019	Porath	B60D 1/605 D12/162
10,442,077 B1 *	10/2019	Oswald	B25F 1/00
2005/0278867 A1 *	12/2005	Hansen	B25D 1/16 7/143
2014/0173830 A1 *	6/2014	Arthur	B25F 1/006 7/146
2017/0217512 A1 *	8/2017	Wilson	B60D 1/58
2021/0154813 A1 *	5/2021	Van Sluys	B25B 27/0028

* cited by examiner

Primary Examiner — Katrina A Betton

(74) *Attorney, Agent, or Firm* — Johnson and Phung
LLC; Thomas N. Phung

(57) **CLAIM**

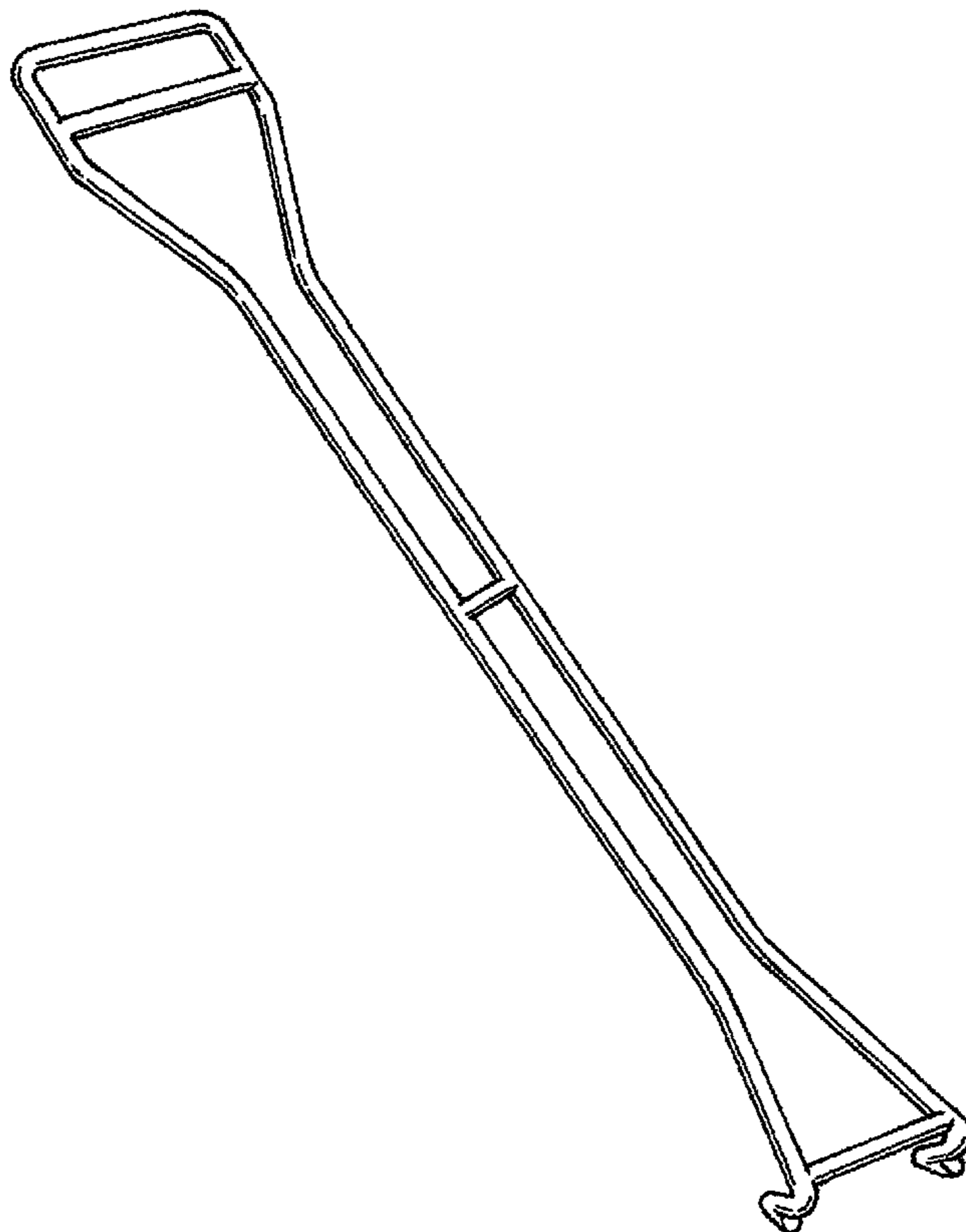
I claim the ornamental design for a trailer fifth wheel lock puller, as shown and described.

DESCRIPTION

FIG. 1 is a perspective view of a trailer fifth wheel lock puller, showing my design;
FIG. 2 is right side elevation view;
FIG. 3 is a front elevation view;
FIG. 4 is a left side elevation view;
FIG. 5 is a rear elevation view;
FIG. 6 is a top view; and,
FIG. 7 is a bottom view.

The broken line portion of the figure drawings is included to show portions of the article that form no part of the claimed design.

1 Claim, 3 Drawing Sheets



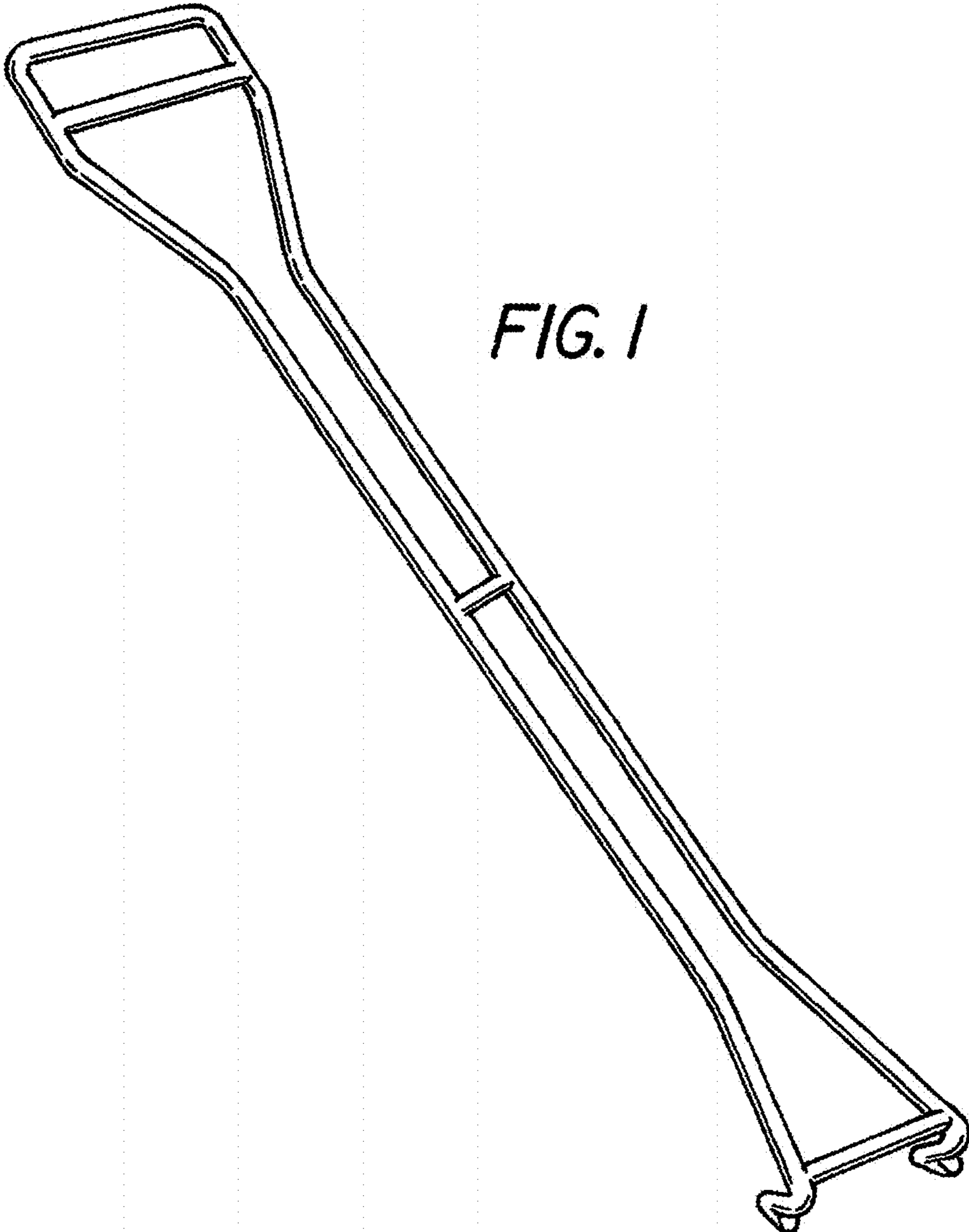


FIG. 1

FIG. 2




FIG. 3

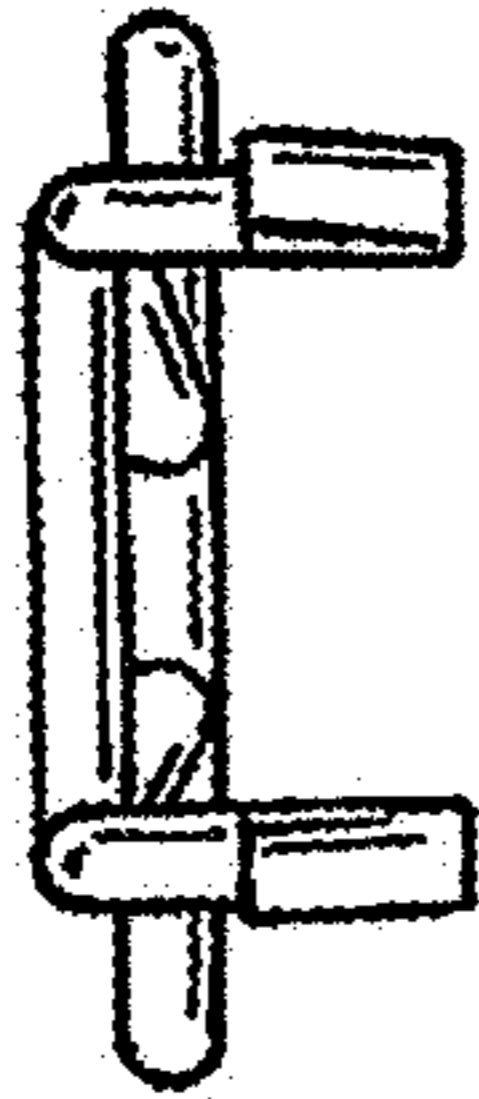


FIG. 4




FIG. 5



FIG. 6

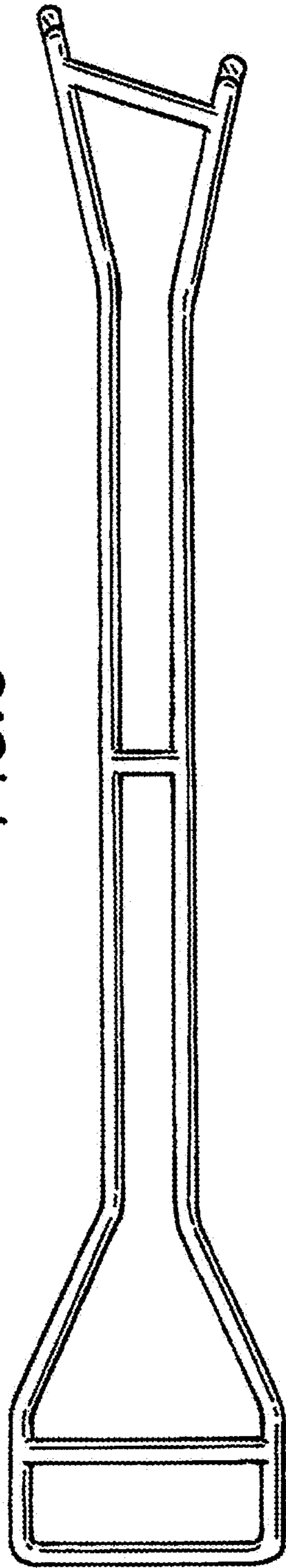


FIG. 7

