



US00D933522S

(12) **United States Design Patent** (10) **Patent No.:** **US D933,522 S**
Joyce (45) **Date of Patent:** **** Oct. 19, 2021**

(54) **PLANTER**
(71) Applicant: **ATT Southern, Inc.**, Camp Hill, PA (US)
(72) Inventor: **John Joyce**, Lilburn, GA (US)
(73) Assignee: **ATT Southern LLC**, Orlando, FL (US)
(**) Term: **15 Years**
(21) Appl. No.: **29/717,829**
(22) Filed: **Dec. 19, 2019**
(51) **LOC (13) Cl.** **11-02**
(52) **U.S. Cl.**
USPC **D11/152**
(58) **Field of Classification Search**
USPC D11/143–156, 164; D3/304;
D6/403–405, 556–558; D7/584, 586,
D7/587; D8/1
CPC ... A01G 5/04; A01G 5/06; A01G 9/00; A01G
9/02; A01G 9/021; A01G 9/023; A01G
9/027; A01G 9/028; A01G 9/029; A01G
9/28; A01G 31/06
See application file for complete search history.

(56) **References Cited**
U.S. PATENT DOCUMENTS
D52,692 S * 11/1918 Beiswanger D7/565
1,507,968 A * 9/1924 Johnson G01F 19/00
73/427
3,307,602 A * 3/1967 Boster B65D 47/127
220/254.7
D286,249 S * 10/1986 Carlson D7/587
D306,413 S * 3/1990 Bulone D11/164
D313,203 S * 12/1990 Carlson 47/79
D490,017 S 5/2004 Harbaugh
D504,086 S 4/2005 Harbaugh
D636,702 S * 4/2011 White D11/152
D721,494 S * 1/2015 Liu D3/306

D723,418 S * 3/2015 Thuma D11/143
D740,161 S * 10/2015 Pettigrew D11/152
D740,163 S * 10/2015 Pettigrew D11/152
D740,164 S * 10/2015 Pettigrew D11/153
D740,165 S * 10/2015 Pettigrew D11/153
9,237,692 B2 * 1/2016 Harbaugh A01G 9/02
D789,242 S * 6/2017 Pettigrew D11/152
D800,014 S * 10/2017 Beesley D11/152
D800,599 S * 10/2017 Dodd D11/152
D820,721 S * 6/2018 Wang D11/143
D830,891 S * 10/2018 Thuma D11/152
D831,534 S * 10/2018 Wang D11/152
D832,136 S * 10/2018 Wang D11/152
D833,329 S * 11/2018 Ryan D11/153
D833,748 S * 11/2018 Ryan D3/306
2010/0107488 A1 * 5/2010 King A01G 13/0212
47/20.1

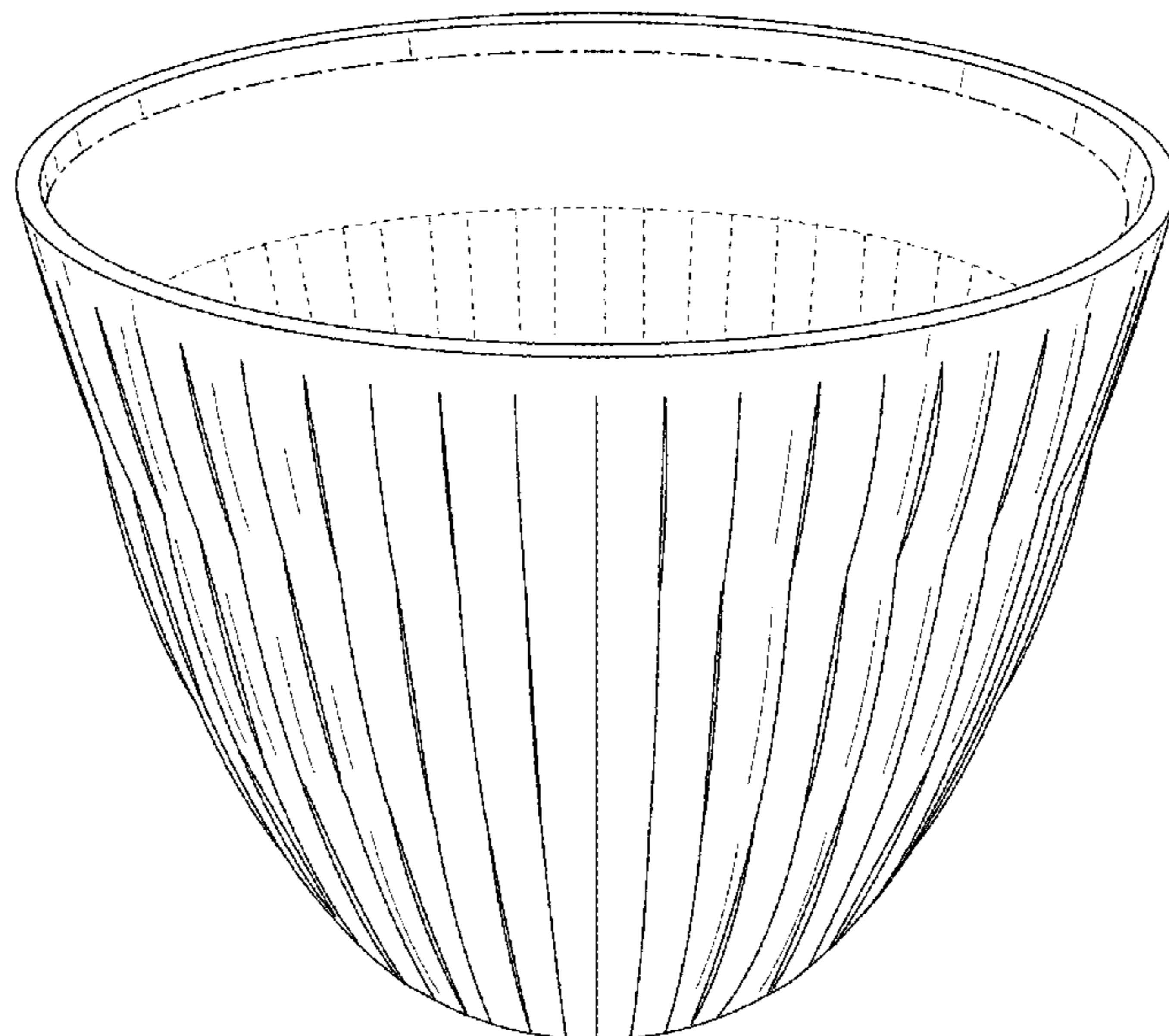
(Continued)

Primary Examiner — Elizabeth A. Albert
(74) *Attorney, Agent, or Firm* — Brooks Kushman P.C.

(57) **CLAIM**
The ornamental design for a planter, as shown and described.

DESCRIPTION
FIG. 1 is a front, right, top perspective view of a planter showing my new design;
FIG. 2 is a front elevation view, and a rear elevation view, of FIG. 1;
FIG. 3 is a right side elevation view, and a left side elevation view, of FIG. 1;
FIG. 4 is a top plan view of FIG. 1;
FIG. 5 is a bottom view of FIG. 1;
FIG. 6 is a top, left perspective view of FIG. 1; and,
FIG. 7 is a bottom, left perspective view of FIG. 1.
The broken lines showing the inside and outside bottom are included for the purpose of illustrating portions of the planter that form no part of the claimed design.

1 Claim, 7 Drawing Sheets



(56)

References Cited

U.S. PATENT DOCUMENTS

2011/0056130 A1* 3/2011 Wang A01G 9/02
47/65.5
2014/0044892 A1* 2/2014 Glenn A41G 1/002
428/16
2016/0198641 A1* 7/2016 Lee A01G 9/02
47/65.5

* cited by examiner

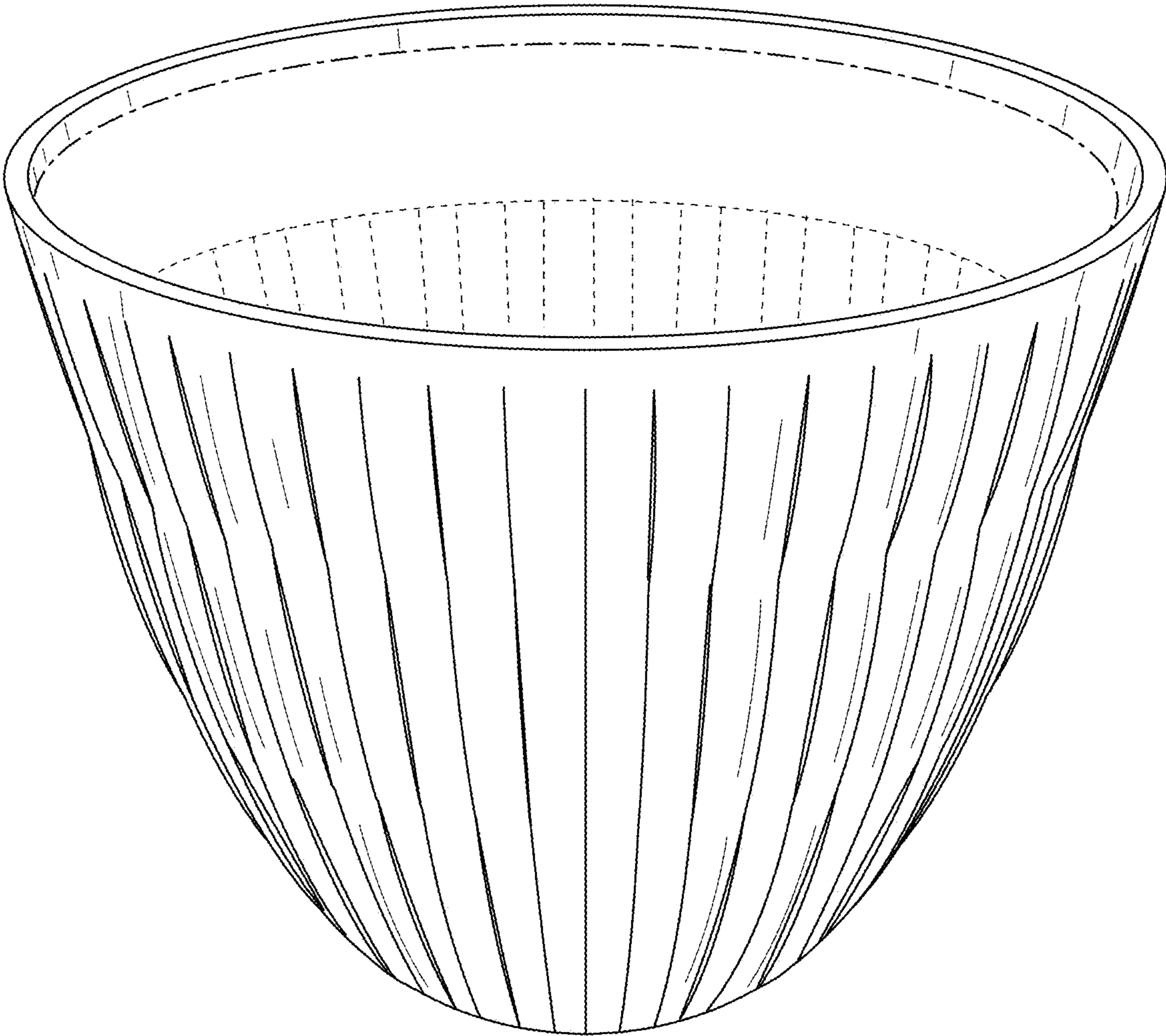


FIG. 1

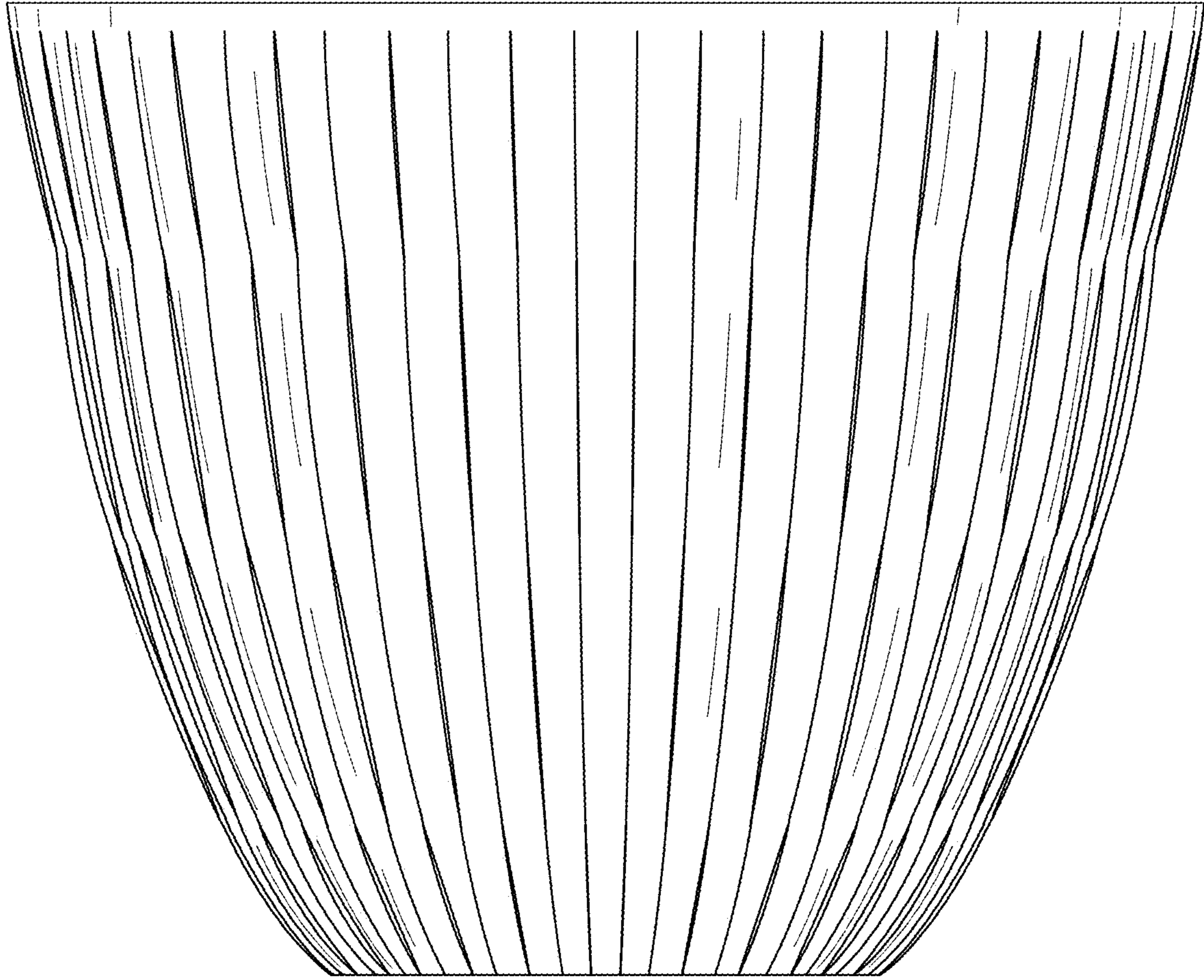


FIG. 2

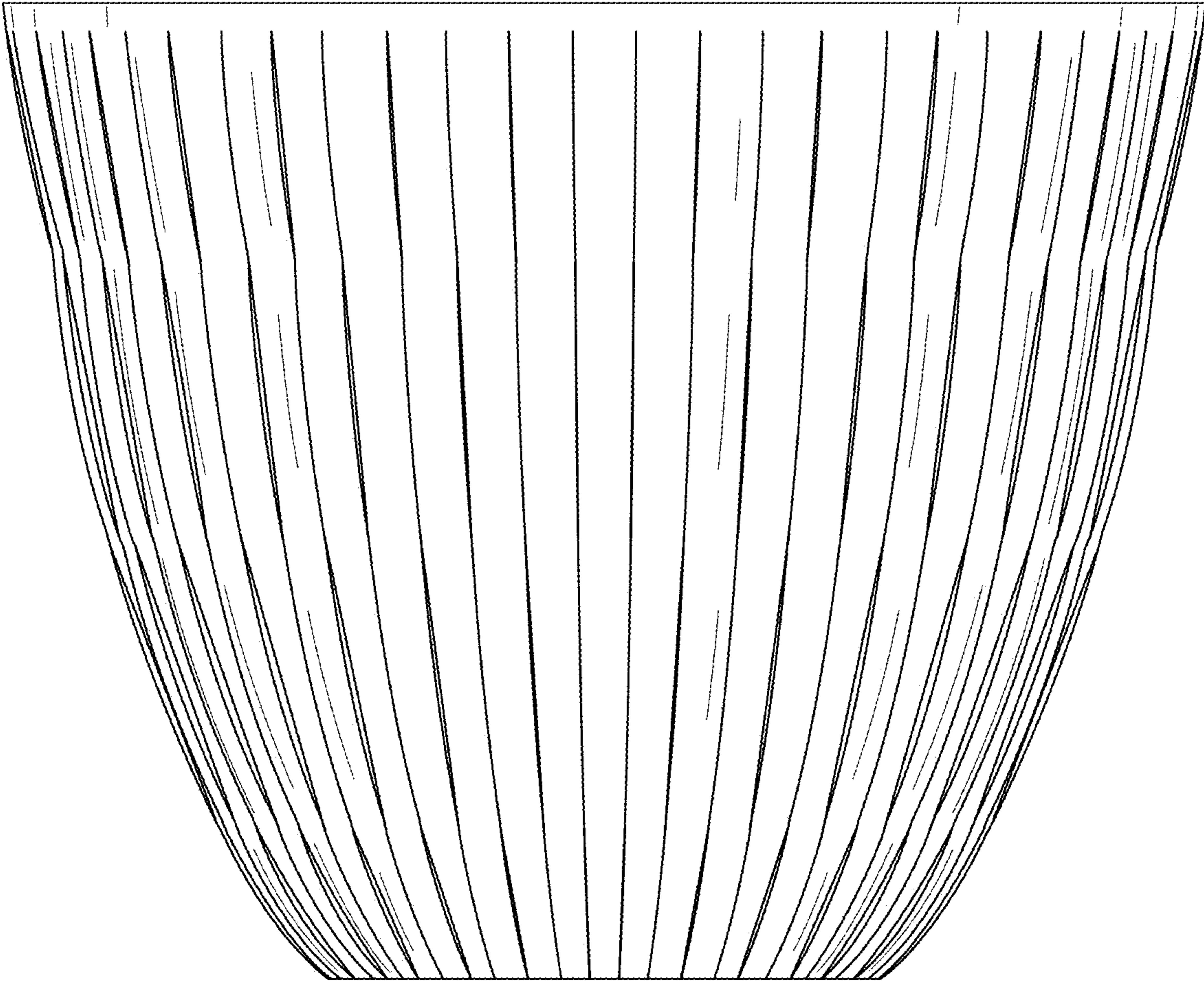


FIG. 3

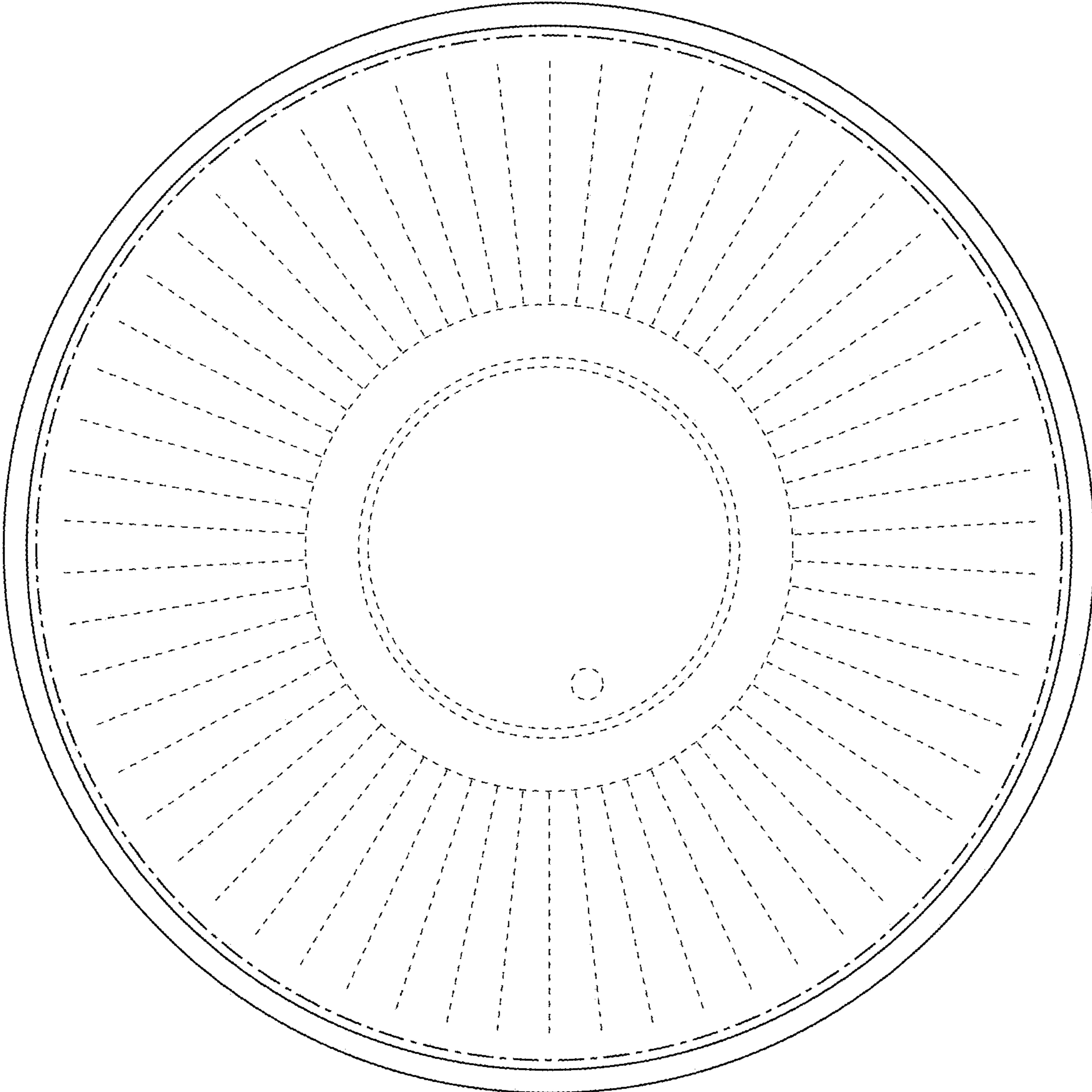


FIG. 4

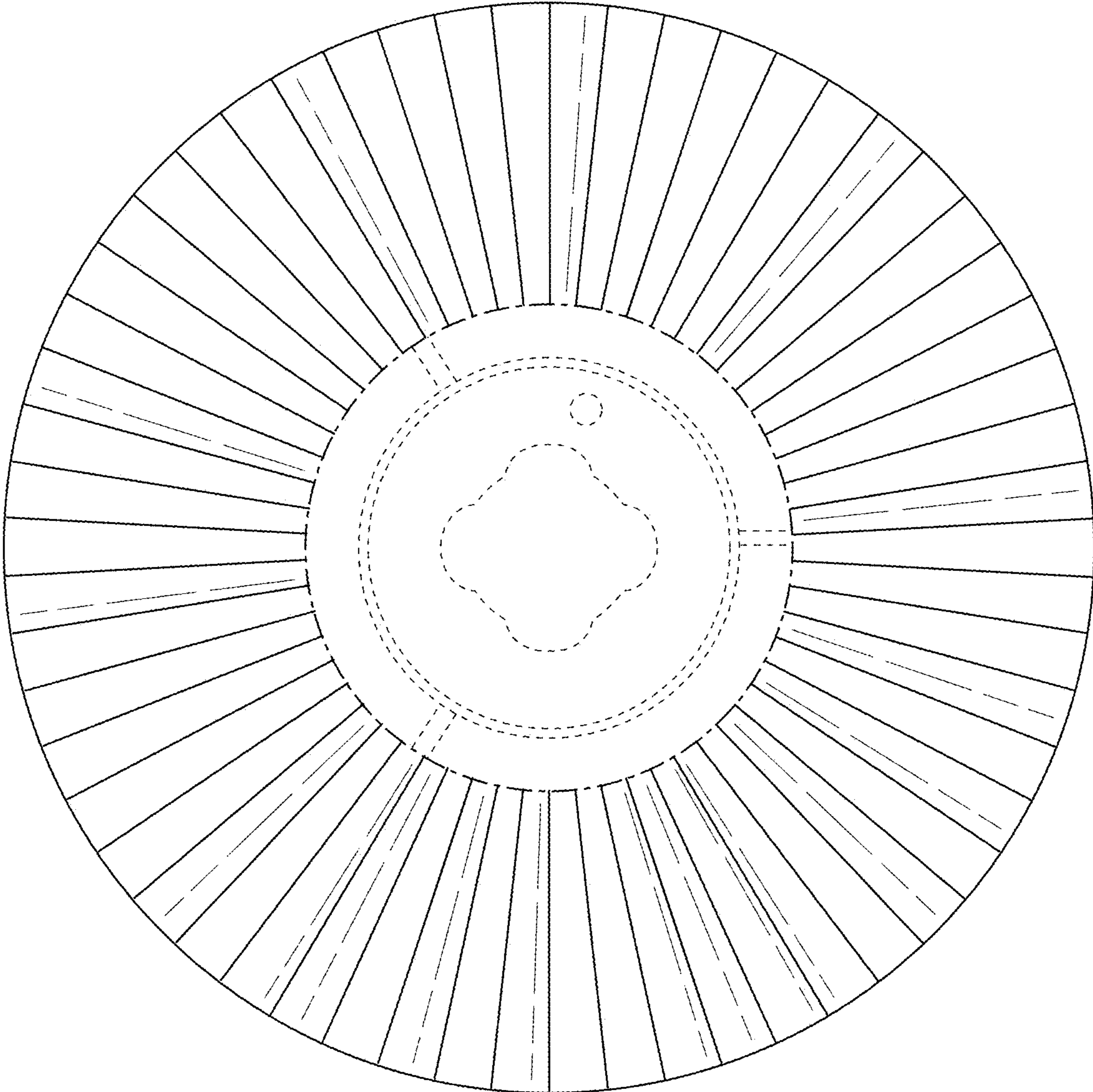


FIG. 5

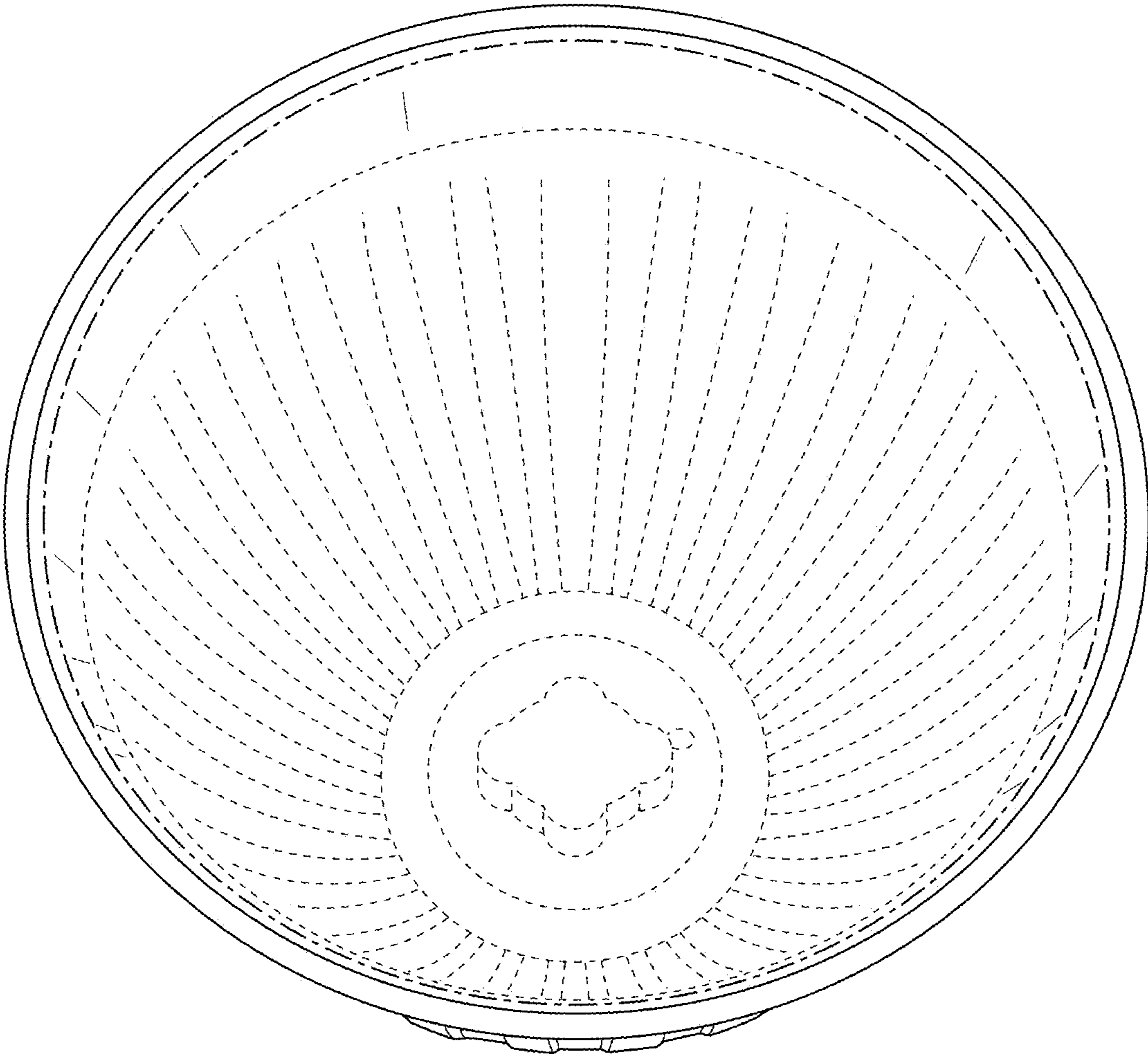


FIG. 6

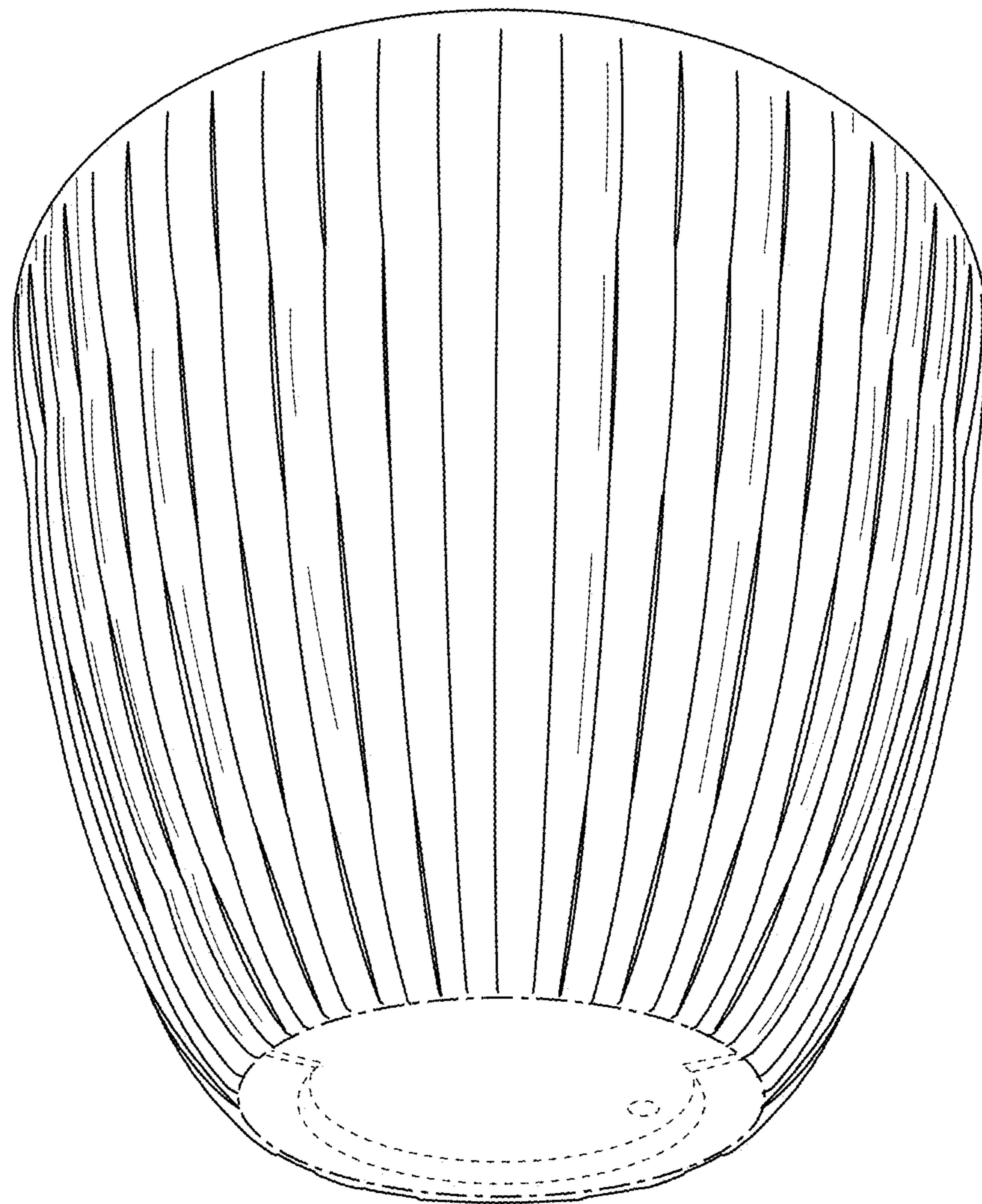


FIG. 7