



US00D933518S

(12) **United States Design Patent** (10) **Patent No.:** **US D933,518 S**
Kadar (45) **Date of Patent:** **** Oct. 19, 2021**

(54) **JEWELRY COIL**

(71) Applicant: **Michal Kadar LLC**, New York, NY (US)

(72) Inventor: **Michal Kadar**, New York, NY (US)

(**) Term: **15 Years**

(21) Appl. No.: **29/770,715**

(22) Filed: **Feb. 16, 2021**

Related U.S. Application Data

(63) Continuation-in-part of application No. 29/657,176, filed on Jul. 19, 2018, now abandoned.

(51) **LOC (13) Cl.** **11-01**

(52) **U.S. Cl.**
USPC **D11/86**

(58) **Field of Classification Search**
USPC D11/1-25, 32, 86, 93, 94
CPC A44C 15/00; A44C 15/004; A44C 25/00;
A44C 25/001; A44C 25/007; A44C 25/008

See application file for complete search history.

(56) **References Cited**

U.S. PATENT DOCUMENTS

D275,660 S * 9/1984 Carroll D11/70
D374,838 S * 10/1996 Levinger D11/222

D456,299 S * 4/2002 Brisk D11/77
D456,732 S * 5/2002 Wilkinson D11/1
D575,664 S * 8/2008 Greer D11/86
D852,672 S * 7/2019 Berka D11/86
D894,782 S * 9/2020 Kaupp D11/86

* cited by examiner

Primary Examiner — Zenia I Bennett

(74) *Attorney, Agent, or Firm* — Tarter Krinsky & Drogin LLP

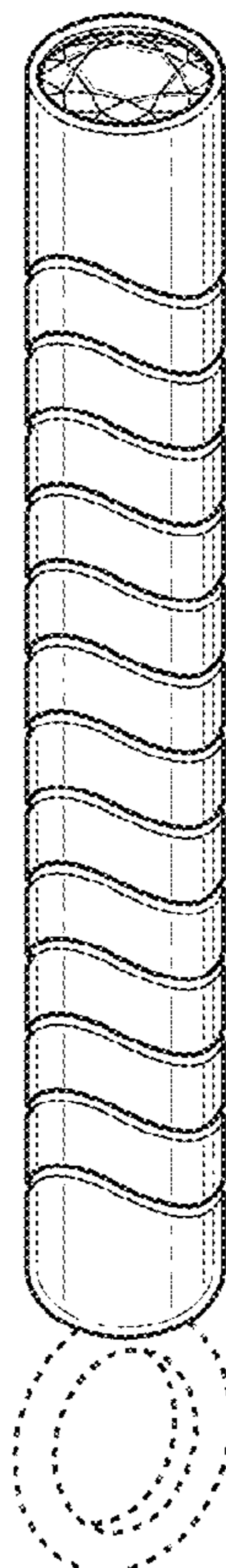
(57) **CLAIM**

The ornamental design for a jewelry coil, as shown and described.

DESCRIPTION

FIG. 1 is a front perspective view of a jewelry coil;
FIG. 2 is a front view thereof;
FIG. 3 is a rear view thereof;
FIG. 4 is a first side view thereof;
FIG. 5 is a second side view thereof;
FIG. 6 is a top view thereof;
FIG. 7 is a bottom view thereof; and,
FIG. 8 is a front perspective view of the jewelry coil when held upright in a position of use.
The broken lines shown in the figures represent portions of the jewelry coil that form no part of the claimed design.

1 Claim, 3 Drawing Sheets



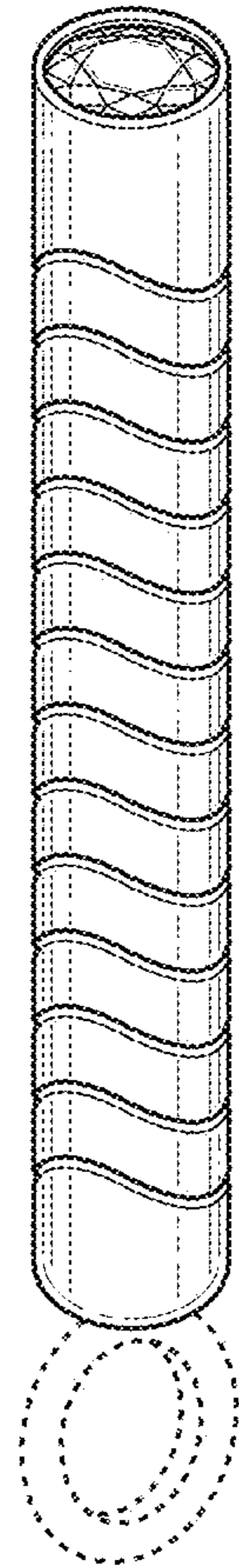


FIG. 1

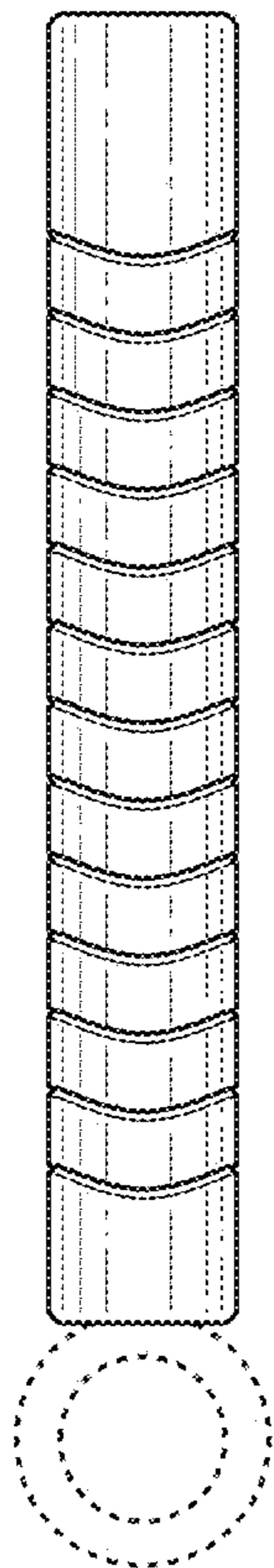


FIG. 2

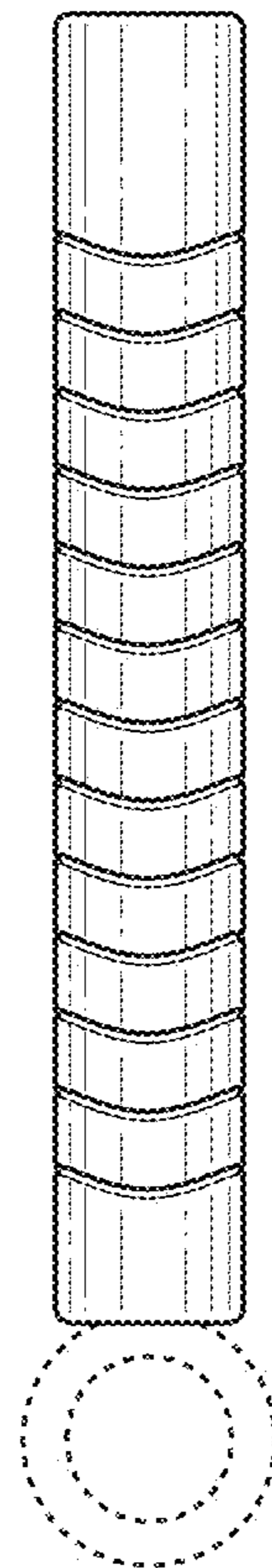


FIG. 3

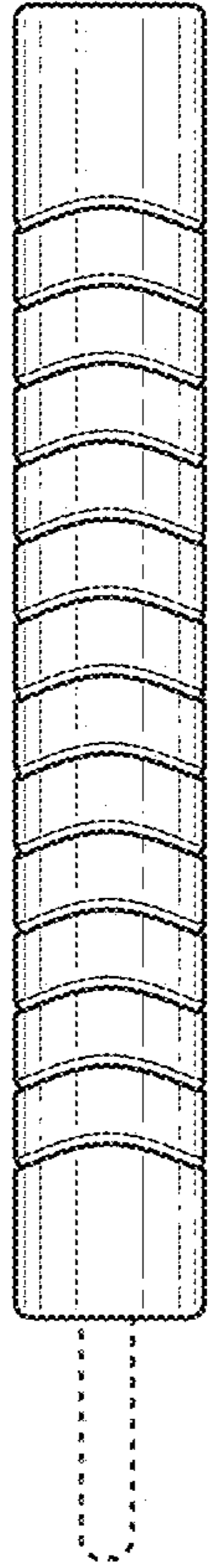


FIG. 4

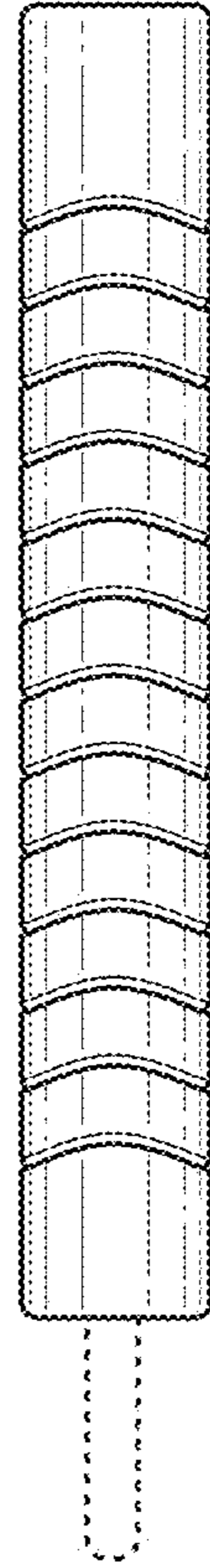


FIG. 5

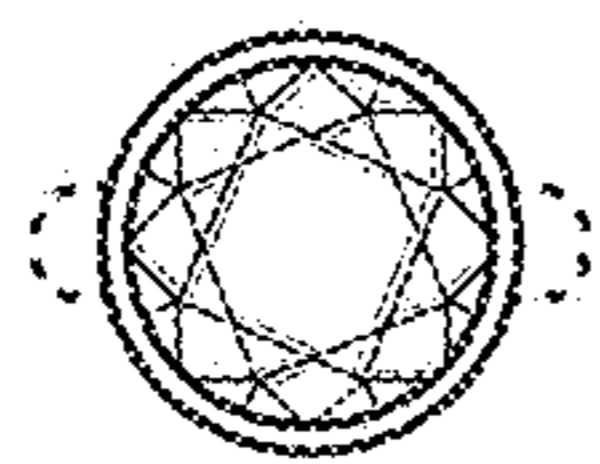


FIG. 6

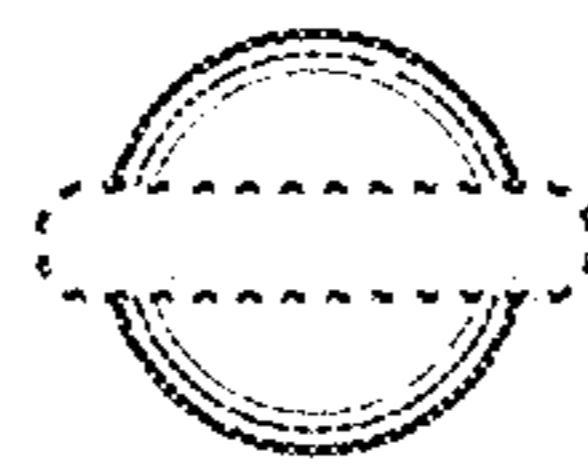


FIG. 7

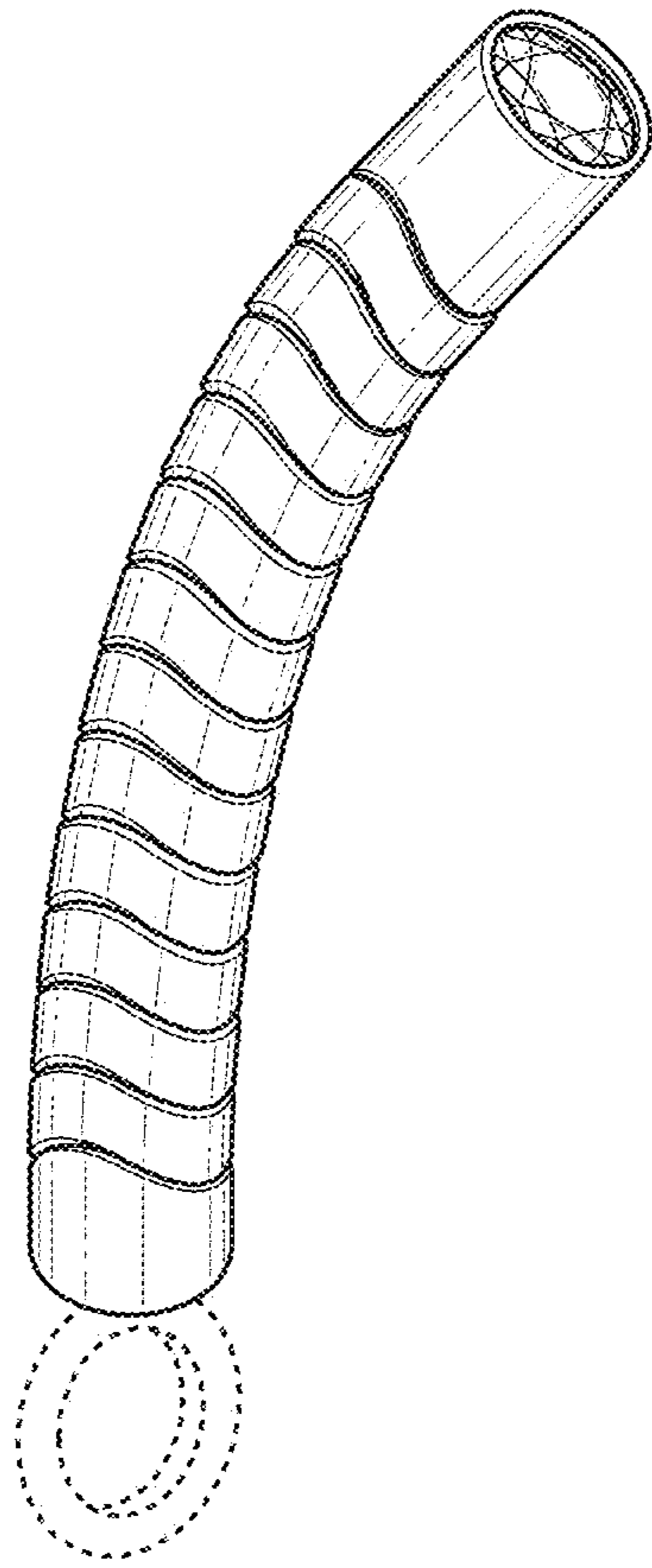


FIG. 8