



US00D933512S

(12) **United States Design Patent** (10) **Patent No.:** **US D933,512 S**
Dominguez (45) **Date of Patent:** **** Oct. 19, 2021**

(54) **DIAL**
(71) Applicant: **Harry Winston SA**, Plan-les-Ouates (CH)
(72) Inventor: **Emmanuelle Dominguez**, Plan-les-Ouates (CH)
(73) Assignee: **Harry Winston SA**, Plan-les-Ouates (CH)
(**) Term: **15 Years**

D775,970 S * 1/2017 Dupont D10/30
D775,972 S * 1/2017 Dupont D10/30
D777,045 S * 1/2017 Abdourahim D10/30
D777,047 S * 1/2017 Blootacker D10/30
D778,177 S * 2/2017 Blootacker D10/30
D798,741 S * 10/2017 Graff D10/30
D798,759 S * 10/2017 Valzan D10/126
D801,204 S * 10/2017 Blootacker D10/126
D801,844 S * 11/2017 Allegre D10/126
D807,218 S * 1/2018 Michele D10/126
D811,242 S * 2/2018 Perret D10/39
D833,320 S * 11/2018 Valzan D10/126
D864,009 S * 10/2019 Qian D10/126
D876,269 S * 2/2020 Kamilindi D10/126

(Continued)

(21) Appl. No.: **29/711,096**

(22) Filed: **Oct. 29, 2019**

(30) **Foreign Application Priority Data**

May 9, 2019 (WO) 83376

(51) **LOC (13) Cl.** **10-07**

(52) **U.S. Cl.**
USPC **D10/126**

(58) **Field of Classification Search**
USPC D10/30-39, 87, 102, 121-131; D14/344
CPC G04B 19/00; G04B 19/08; G04B 19/082;
G04B 19/085; G04B 19/087; G04B 19/10;
G04B 19/103; G04B 19/12; G04B 19/16;
G04B 19/166; G04B 19/18; G04B 19/22;
G04B 19/24; G04B 29/00; G04B 29/02;
G04B 29/04; G04B 45/00; G04B 45/02;
G04B 45/0038; G04G 19/06; G04G 19/065;
G04G 19/243; G04G 19/283

See application file for complete search history.

(56) **References Cited**

U.S. PATENT DOCUMENTS

D706,143 S * 6/2014 Monachon D10/32
D729,100 S * 5/2015 Abdourahim D10/126

OTHER PUBLICATIONS

Harry Winston Premier Precious Peacock Automatic | watchilove.com; posted Aug. 16, 2019 by Dan-Andrei [online]. © 2020 Watch I Love Magazine [retrieved Nov. 17, 2020] from Internet: <https://watchilove.com/harry-winston-the-premier-collection-premier-precious-peacock-automatic-36mm> (Year: 2019).*

Primary Examiner — Katherine Glennon
(74) *Attorney, Agent, or Firm* — Blank Rome LLP

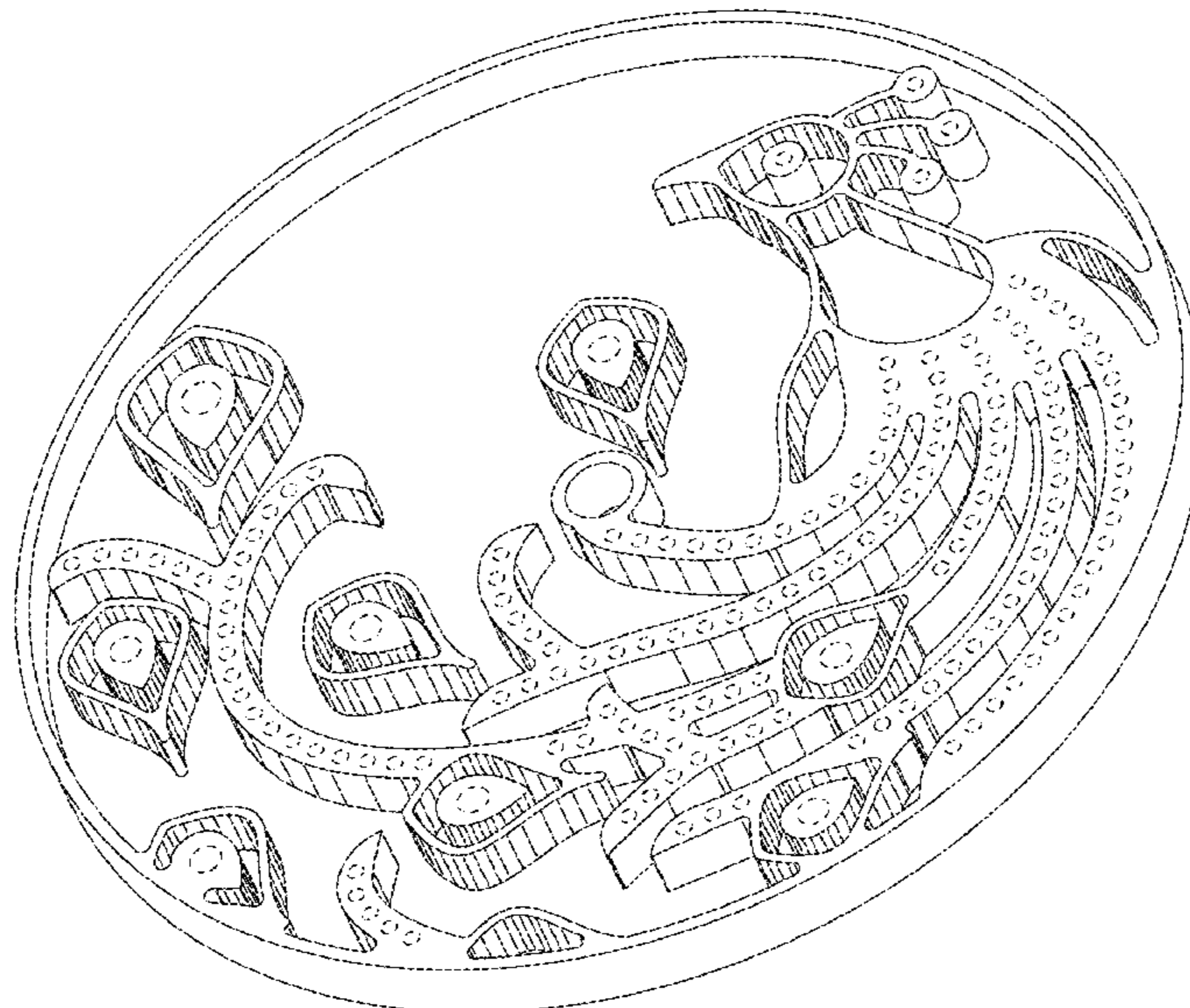
(57) **CLAIM**

The ornamental design for a dial, as shown and described.

DESCRIPTION

FIG. 1 is a front perspective view of a dial of my the present design;
FIG. 2 is a rear view thereof;
FIG. 3 is a right side view thereof;
FIG. 4 is a left side view thereof;
FIG. 5 is a bottom view thereof;
FIG. 6 is a top view thereof; and,
FIG. 7 is a rear perspective view thereof.
Portions of the dial shown in broken lines form no part of the claimed design.

1 Claim, 7 Drawing Sheets



(56)

References Cited

U.S. PATENT DOCUMENTS

D914,527 S * 3/2021 Lasserre D10/126
2015/0003216 A1* 1/2015 Jamin G04B 45/02
368/207

* cited by examiner

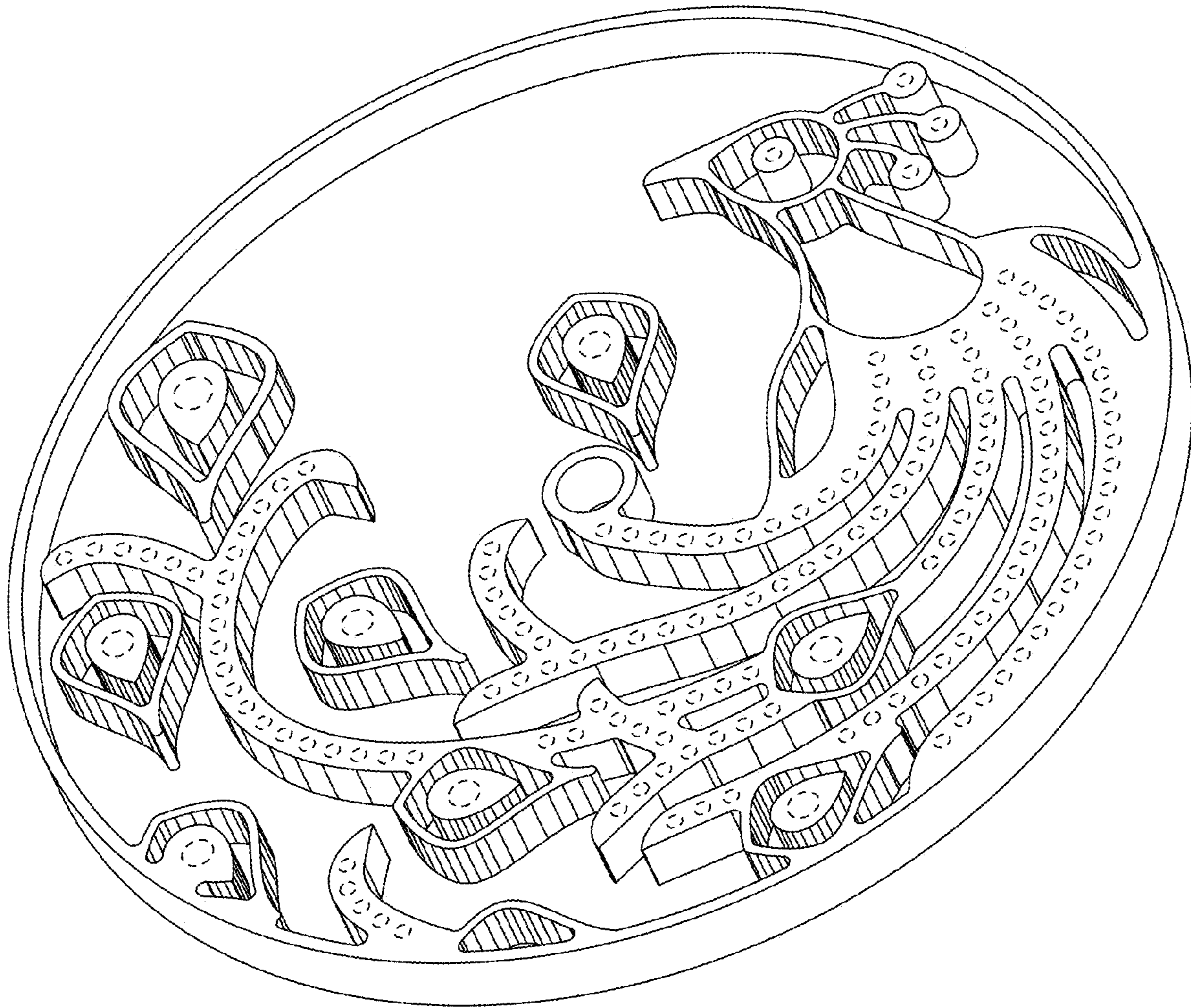


FIG. 1

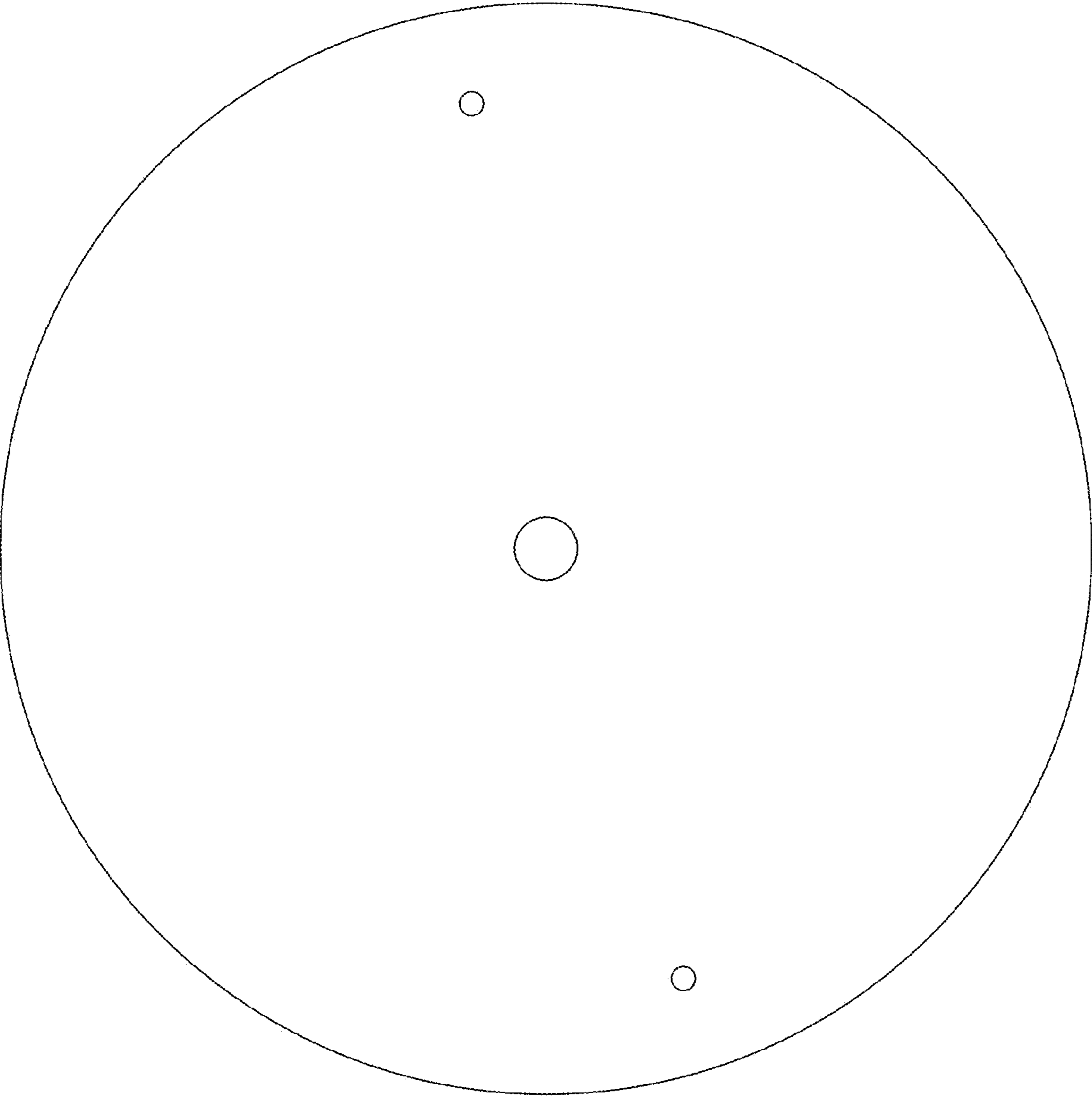


FIG. 2




FIG. 3




FIG. 4

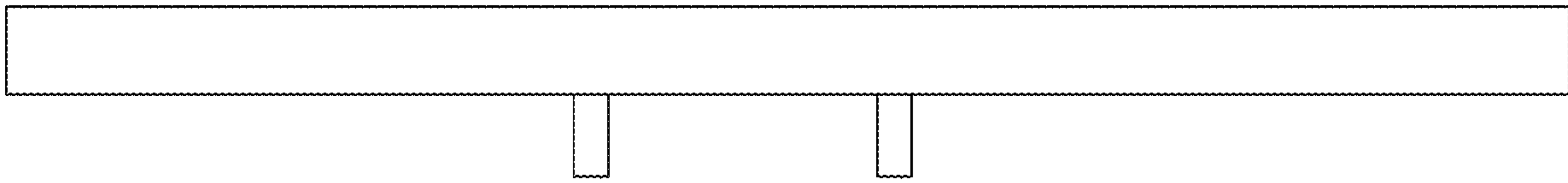


FIG. 5

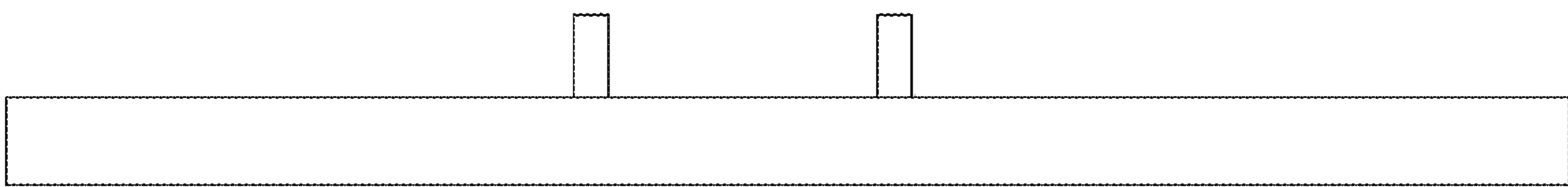


FIG. 6

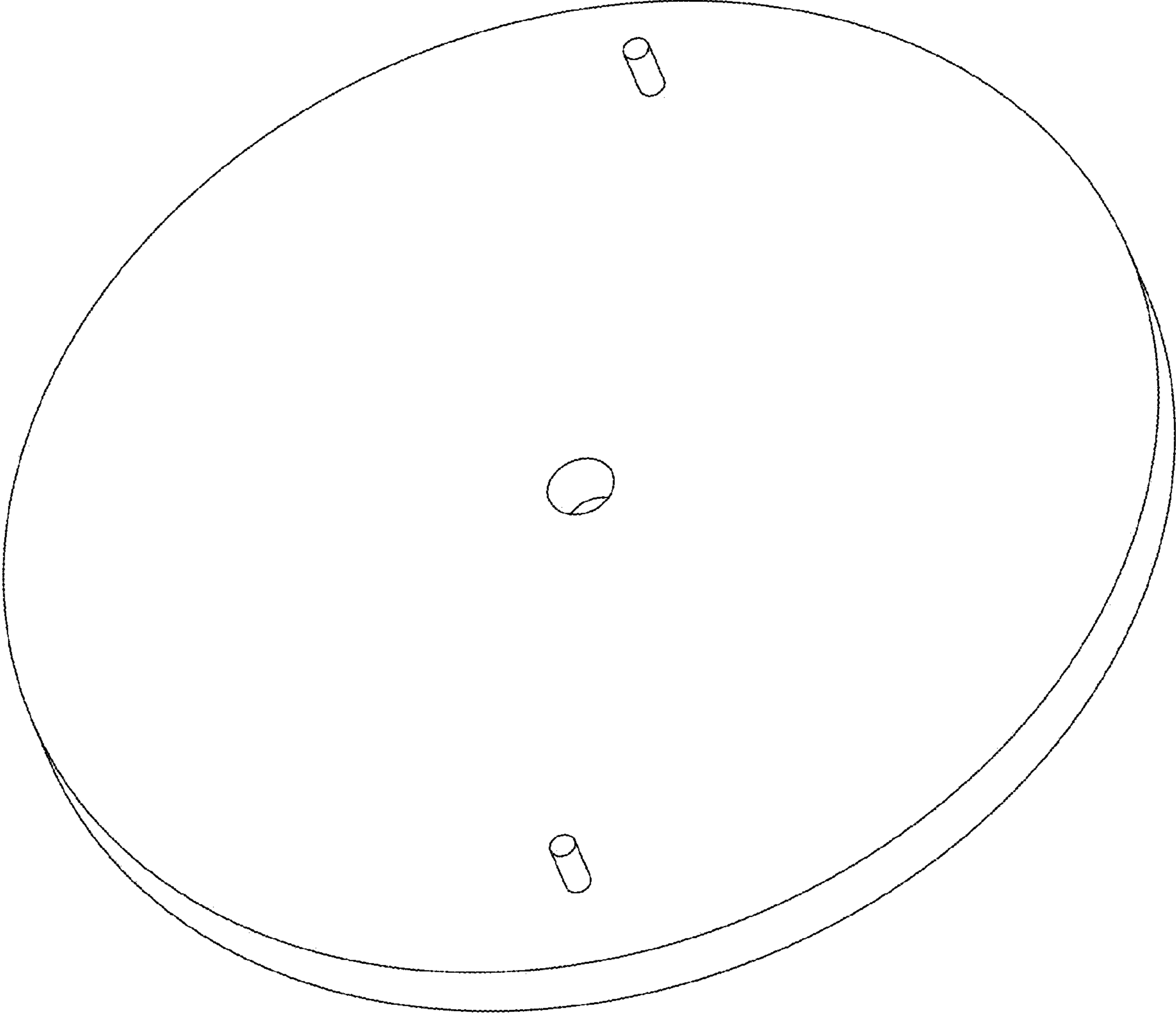


FIG. 7