



US00D933447S

(12) **United States Design Patent**
Arthurs et al.

(10) **Patent No.:** **US D933,447 S**
(45) **Date of Patent:** **** Oct. 19, 2021**

(54) **HANDLE AND HOUSING ASSEMBLY**

D558,556 S * 1/2008 Weinerman D8/301
7,313,937 B2 * 1/2008 Straka, Jr. E05B 13/10
292/336.3
7,398,664 B1 * 7/2008 Weinerman E05B 1/0092
292/207

(71) Applicant: **The Eastern Company**, Cleveland, OH
(US)

(72) Inventors: **Scott Arthurs**, Brunswick, OH (US);
Lee S. Weinerman, Medina, OH (US)

(Continued)

(73) Assignee: **THE EASTERN COMPANY**,
Cleveland, OH (US)

Primary Examiner — Darlington Ly

(74) *Attorney, Agent, or Firm* — Ralph E. Jocke; Walker
& Jocke

(**) Term: **15 Years**

(57) **CLAIM**

(21) Appl. No.: **29/723,553**

The ornamental design for a handle and housing assembly,
as shown and described.

(22) Filed: **Feb. 7, 2020**

DESCRIPTION

(51) **LOC (13) Cl.** **08-06**

(52) **U.S. Cl.**

USPC **D8/306**; D8/321; D8/331

(58) **Field of Classification Search**

USPC D8/300, 301, 302, 306, 313, 321, 331,
D8/336, 337, 338, 350, 352

CPC .. E05B 1/0092; E05B 13/004; E05B 17/0025;
E05C 3/042; E05C 9/043; E05C 9/047;
Y10T 70/5761; Y10T 70/5832; Y10T
292/57; Y10T 292/1089

See application file for complete search history.

FIG. 1 is a top, front, and right side perspective view of a
handle and housing assembly embodying our new design;
the opposing top, front, and left side perspective view is a
mirror image thereof;

FIG. 2 is a front elevation view thereof;

FIG. 3 is a left side elevation view thereof;

FIG. 4 is a right side elevation view thereof;

FIG. 5 is a top plan view thereof;

FIG. 6 is a bottom plan view thereof;

FIG. 7 is a top, front, and right side perspective view thereof
with the handle in an extended position; the opposing top,
front, and left side perspective view is a mirror image thereof;

FIG. 8 is a right side elevation view thereof with the handle
in an extended position; the opposing left side elevation
view is a mirror image thereof; and,

FIG. 9 is a right side elevation view thereof with the handle
in an extended position and rotated clockwise; the opposing
left side elevation view with the extended and counterclock-
wise handle position is a mirror image thereof.

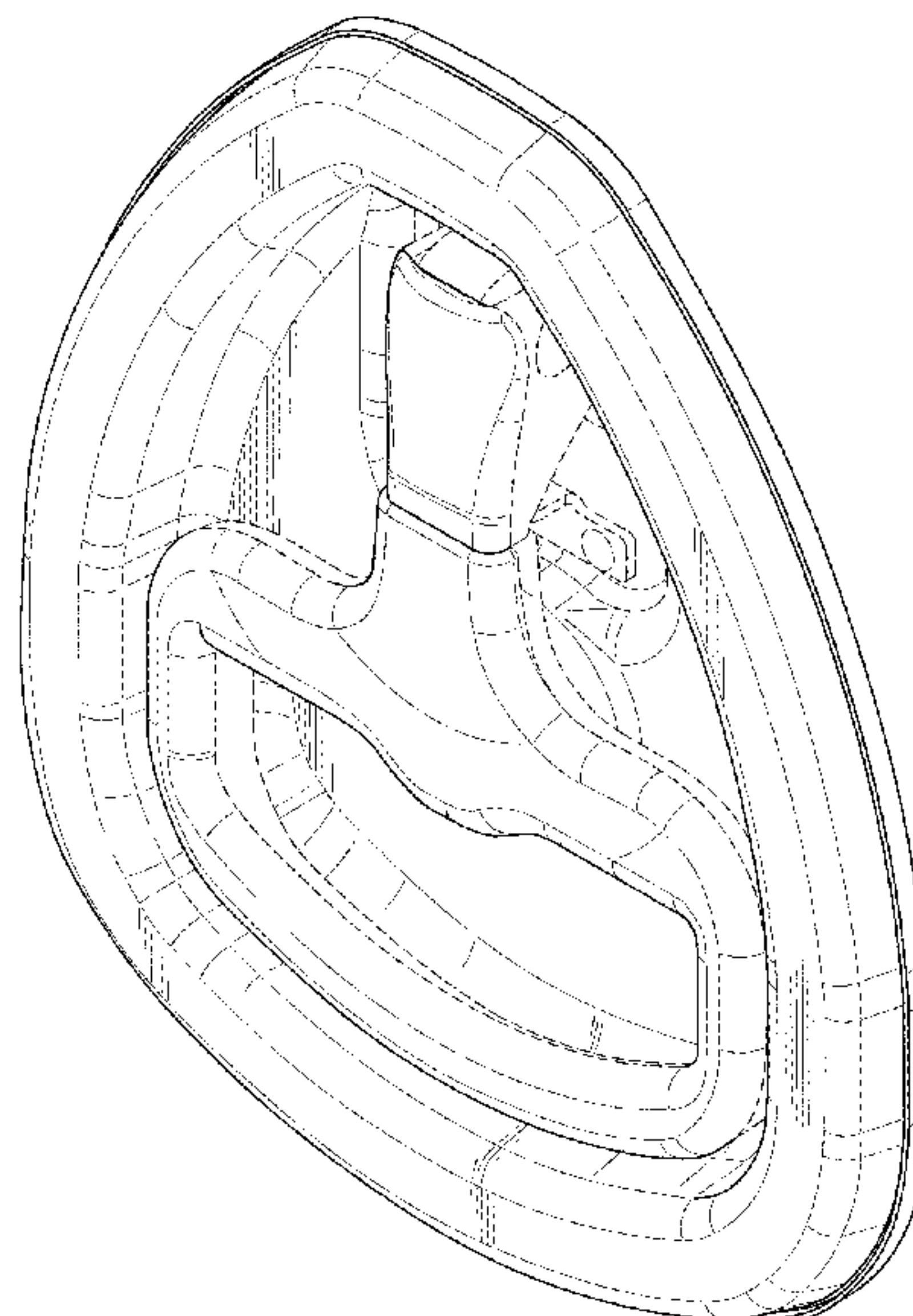
The broken lines in the drawings depict portions of the
handle and housing assembly that form no part of the
claimed design.

(56) **References Cited**

U.S. PATENT DOCUMENTS

| | | | | | | |
|-----------|---|---|---------|------------------|-------|----------------------|
| D281,665 | S | * | 12/1985 | Weinerman | | D8/302 |
| D328,231 | S | * | 7/1992 | Hansen | | D8/301 |
| 5,586,458 | A | * | 12/1996 | Weinerman | | E05B 5/00 292/240 |
| D523,726 | S | * | 6/2006 | Weinerman | | D8/306 |
| D530,181 | S | * | 10/2006 | Straka, Jr. | | D8/301 |
| D532,673 | S | * | 11/2006 | Weinerman | | D8/301 |
| D537,321 | S | * | 2/2007 | Paige | | D8/338 |
| D538,131 | S | | 3/2007 | Winerman et al. | | |
| D543,434 | S | * | 5/2007 | Weinerman | | D8/301 |
| D548,560 | S | * | 8/2007 | Weinerman | | D8/301 |
| D548,561 | S | | 8/2007 | Weinerman et al. | | |

1 Claim, 7 Drawing Sheets



(56)

References Cited

U.S. PATENT DOCUMENTS

7,454,933 B1 * 11/2008 Paige E05B 1/0092
292/207
D585,468 S * 1/2009 Burns D15/142
D587,558 S * 3/2009 Sarnowski D8/301
7,748,246 B1 7/2010 Weinerman et al.
7,752,877 B2 * 7/2010 Burns E05C 3/042
70/208
D624,800 S * 10/2010 Burns D8/301
D717,152 S 11/2014 Weinerman et al.
8,915,105 B2 * 12/2014 Weinerman E05C 3/041
70/208
D720,599 S 1/2015 Weinerman et al.
D722,860 S * 2/2015 Linares D8/331
D738,702 S * 9/2015 Linares D8/331
D760,061 S * 6/2016 Roberts D8/331
D762,097 S * 7/2016 Le D8/302
D787,301 S * 5/2017 Bridgewater D8/331
D795,671 S * 8/2017 Cordon D8/331
9,739,074 B1 * 8/2017 Lane E05B 1/0092
9,957,732 B1 * 5/2018 Tomao B63B 19/24
D838,573 S * 1/2019 Le D8/302
D880,280 S * 4/2020 Weinerman D8/354
D889,577 S * 7/2020 Doerksen D21/771
D913,075 S * 3/2021 Mihm D8/302
D923,448 S * 6/2021 Weinerman D8/306
D923,449 S * 6/2021 Weinerman D8/306

* cited by examiner

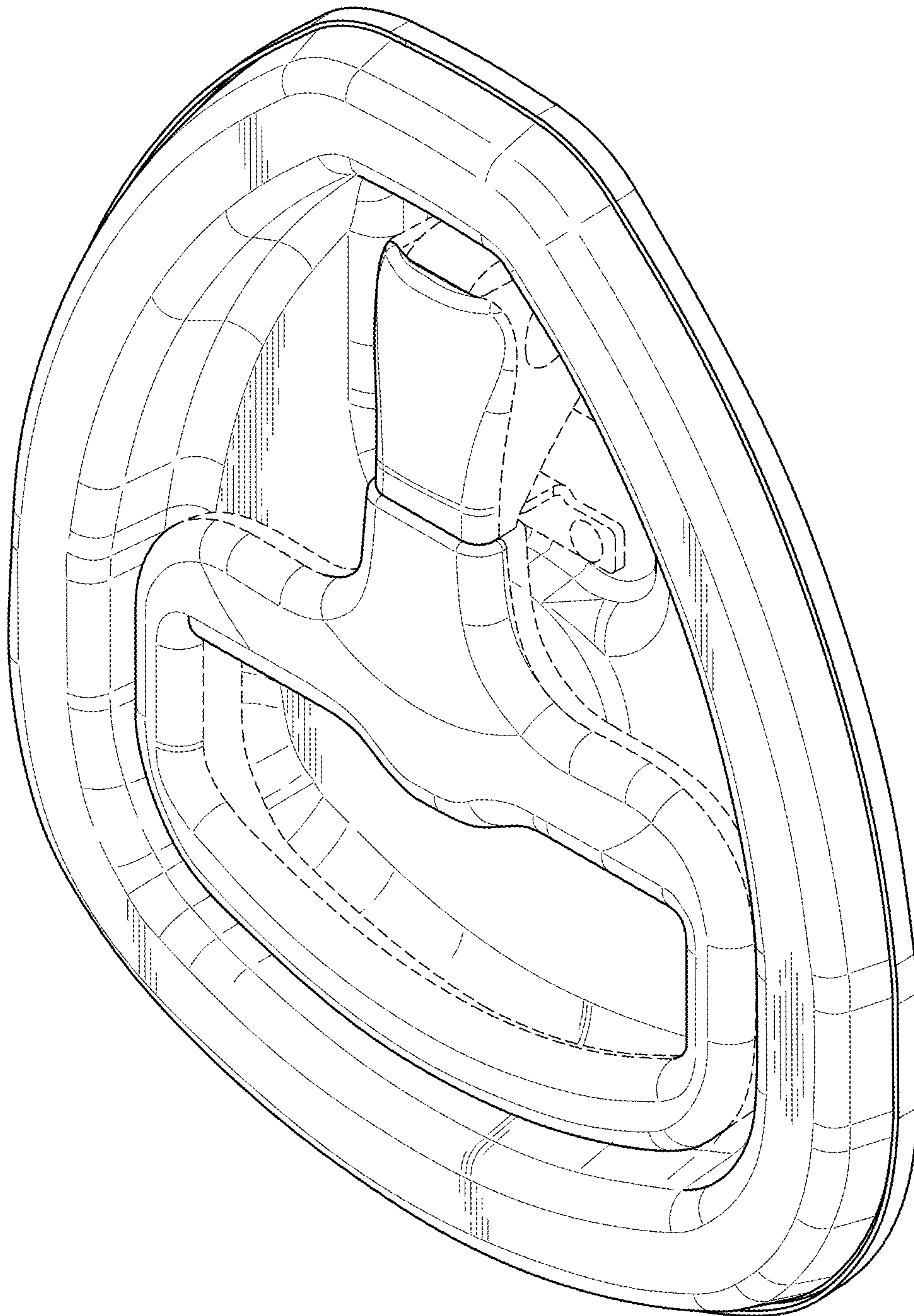


FIG. 1

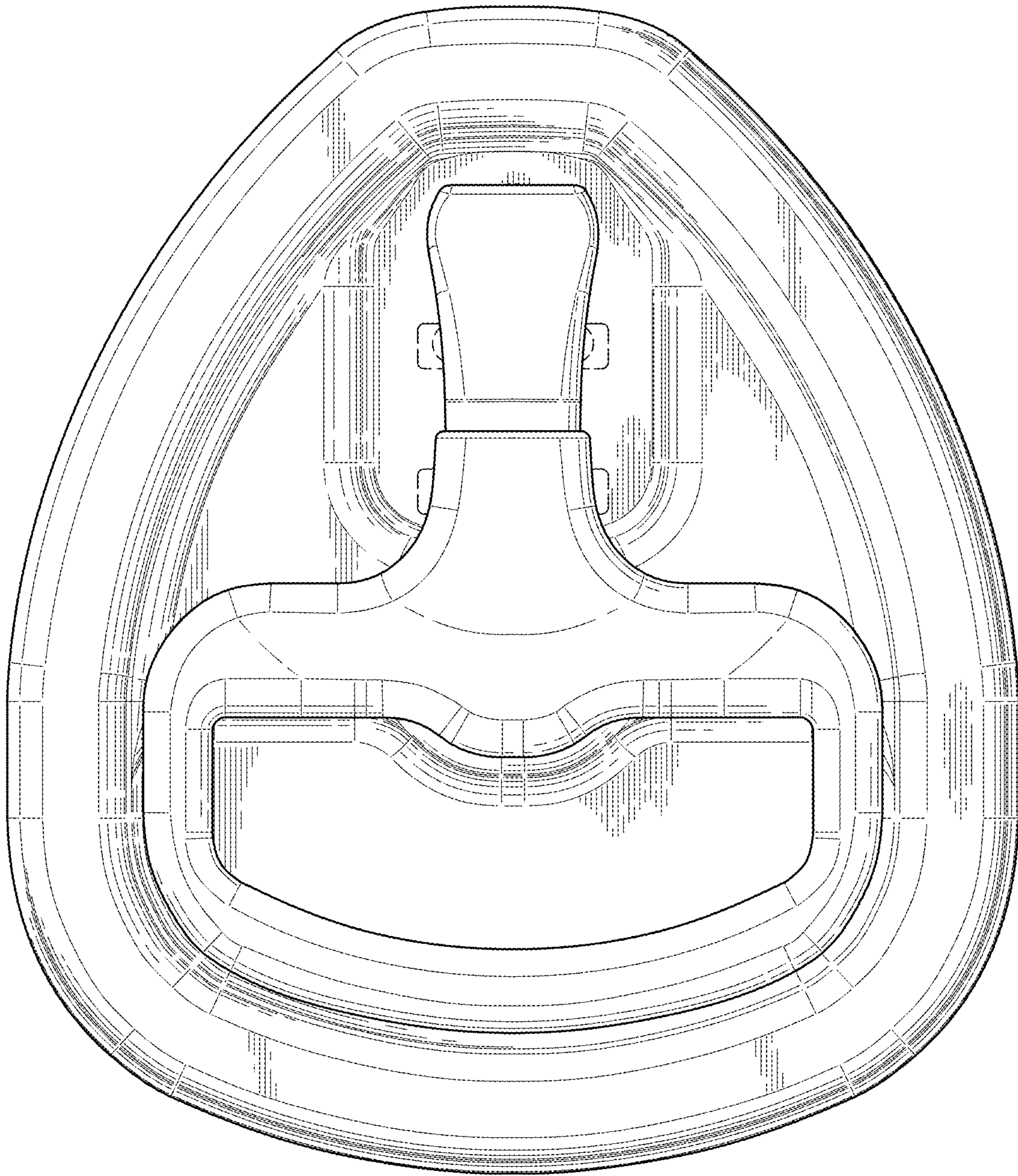


FIG. 2

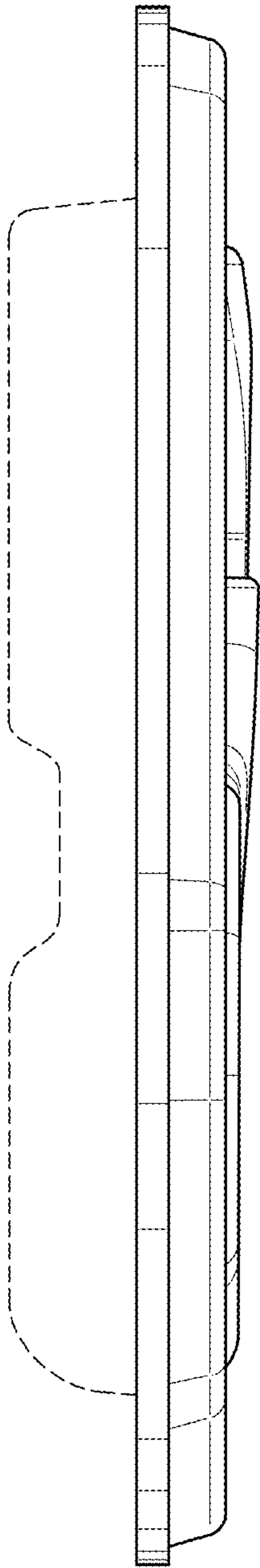


FIG. 3



FIG. 4

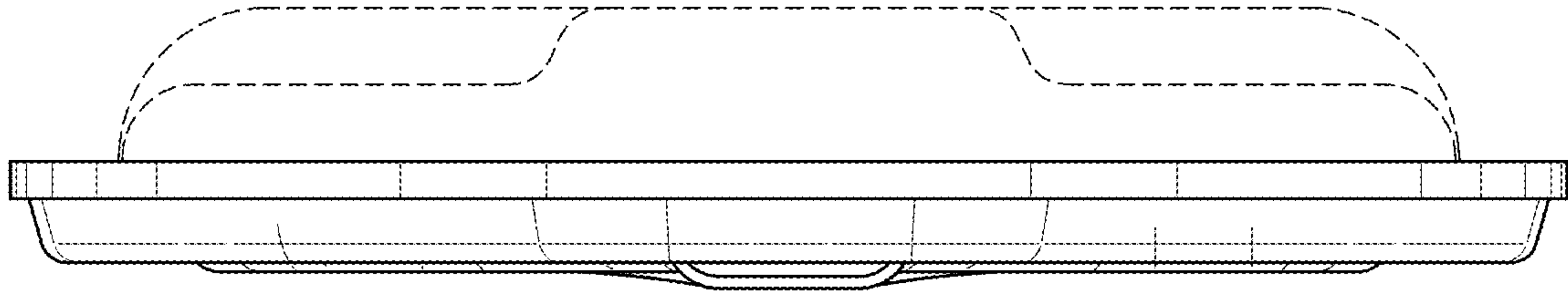


FIG. 5

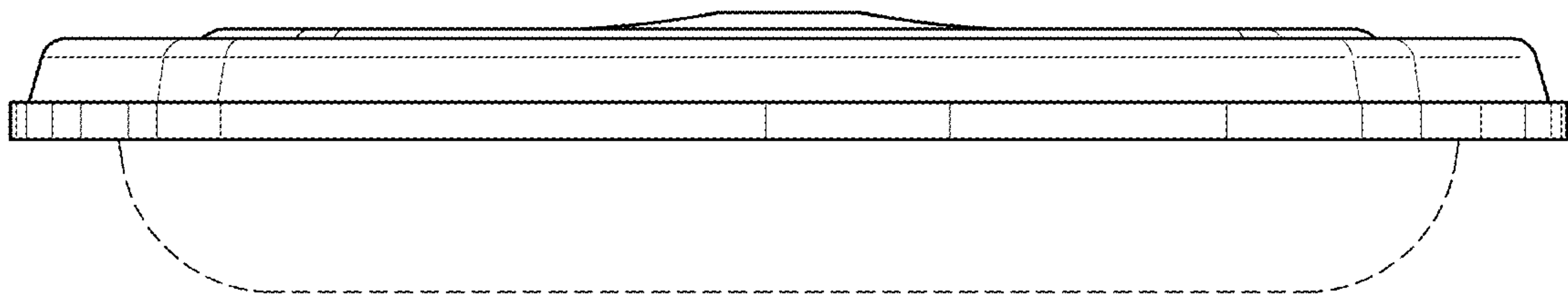


FIG. 6

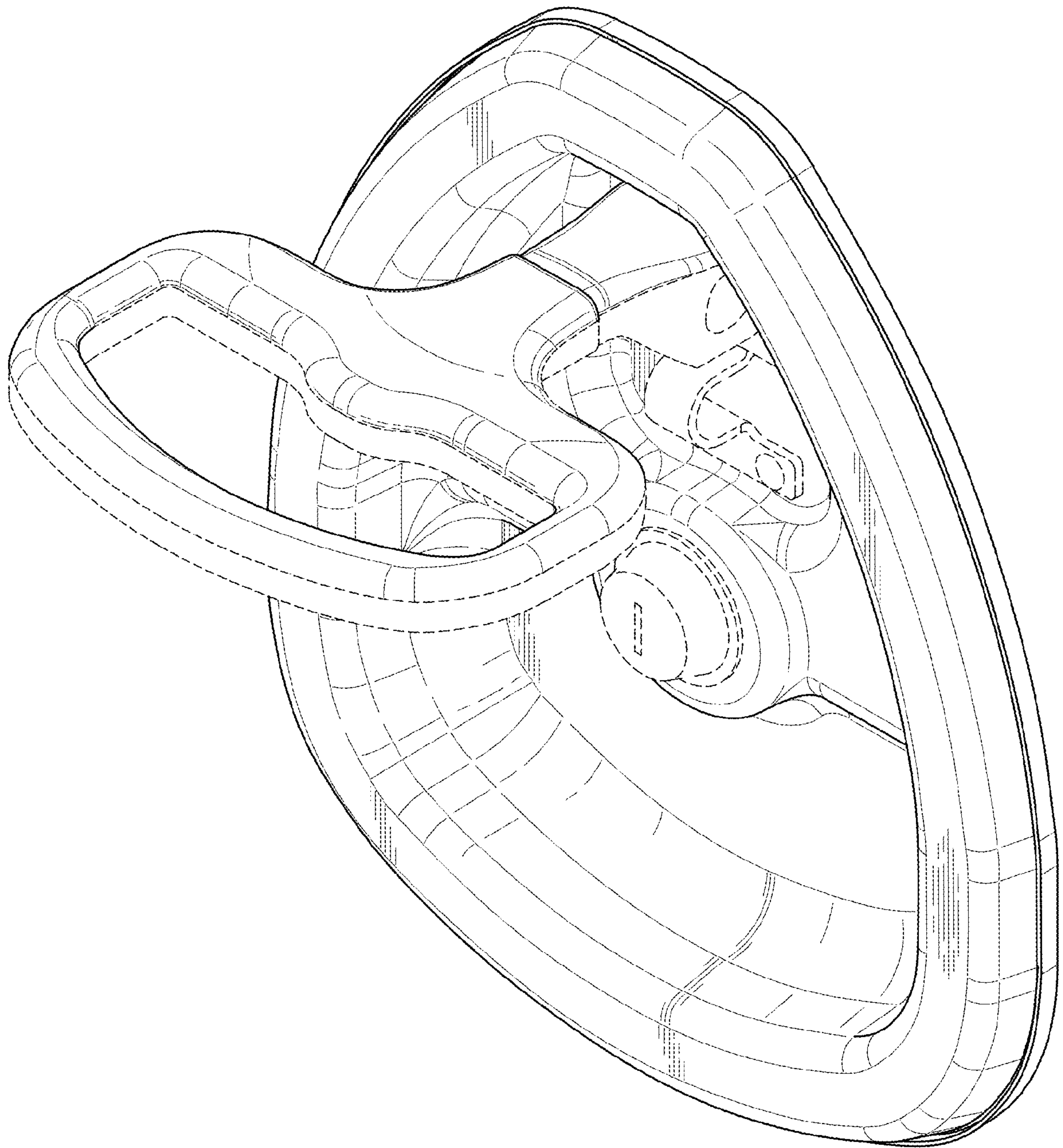


FIG. 7

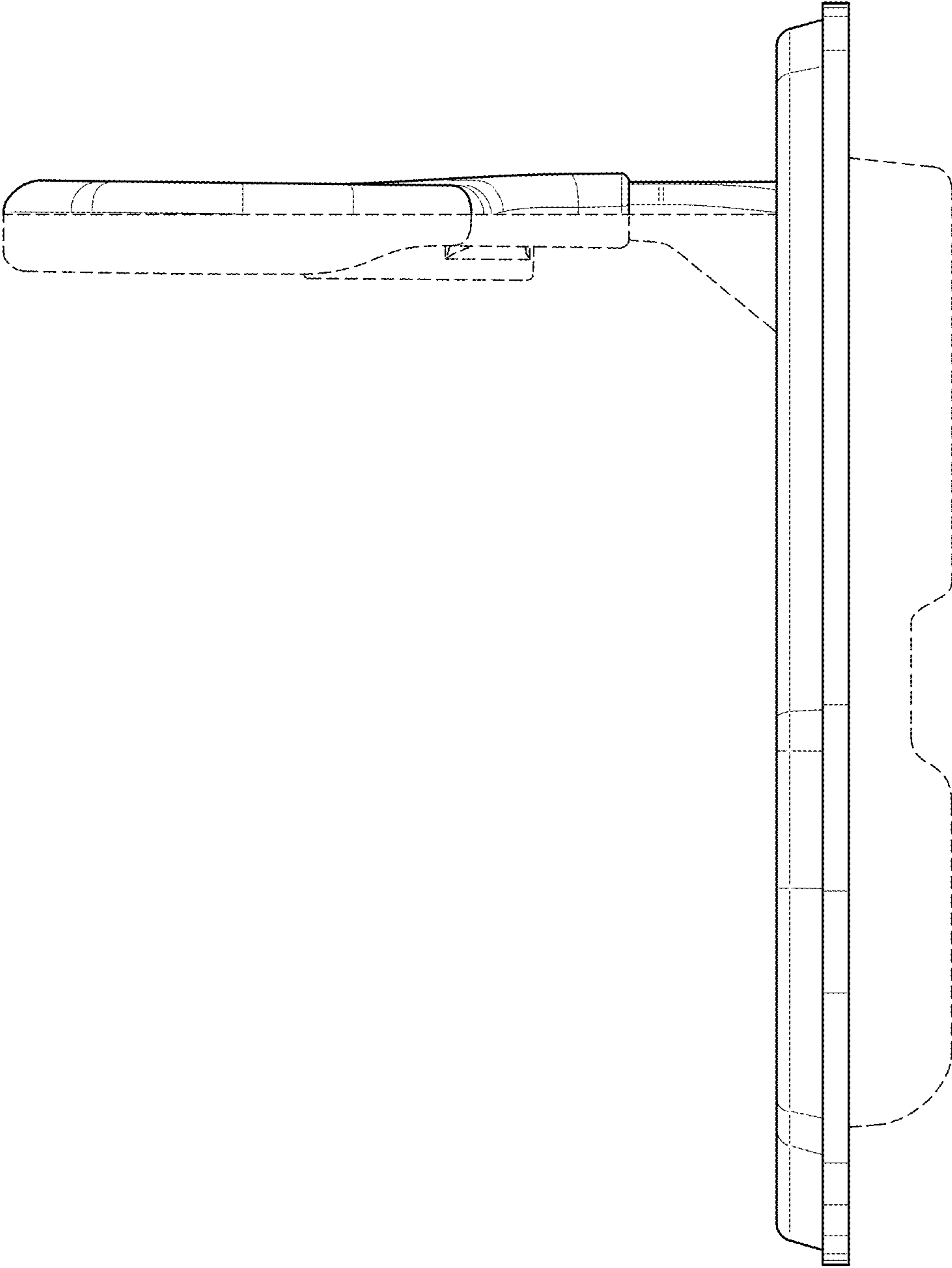


FIG. 8

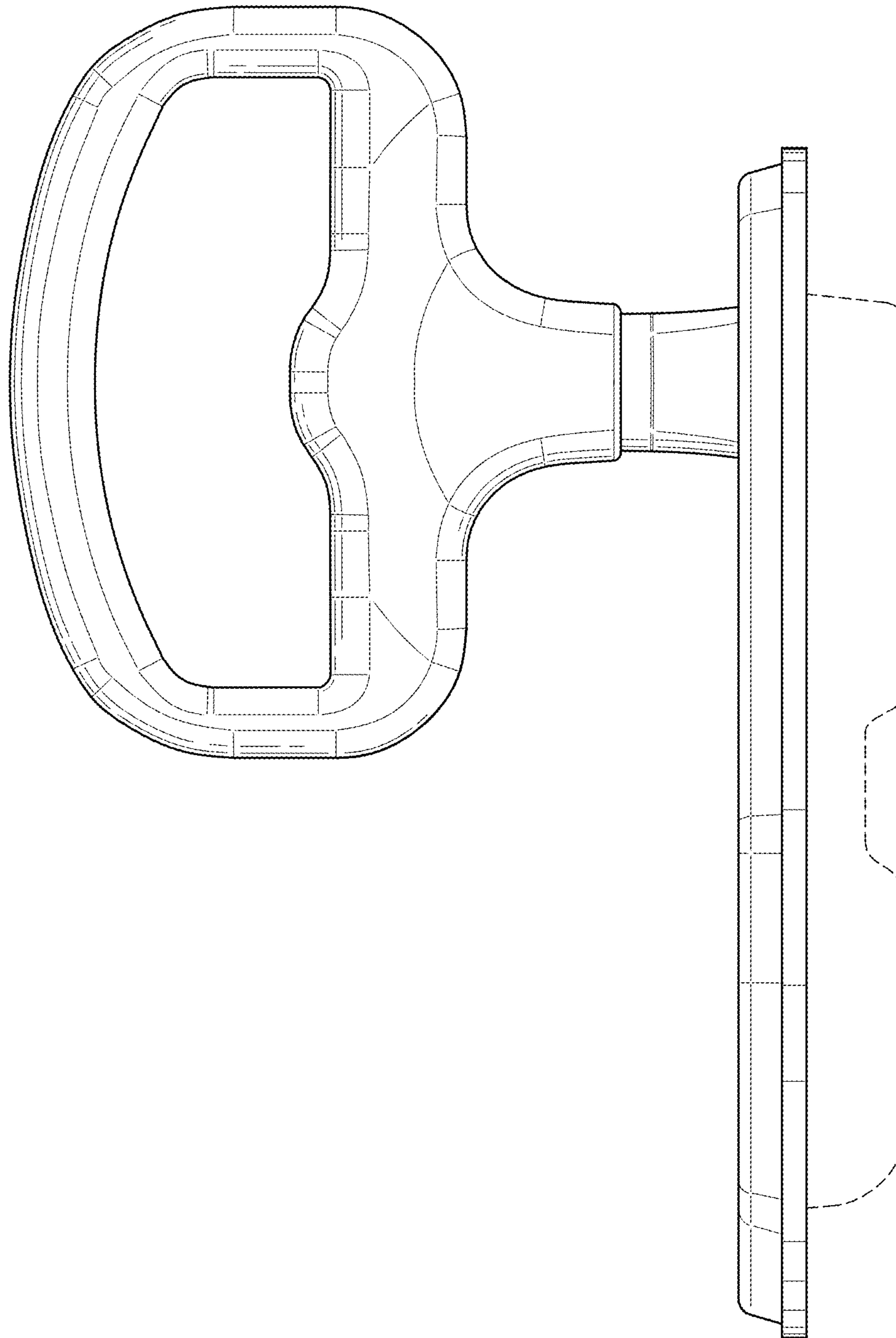


FIG. 9