



US00D933426S

(12) **United States Design Patent**
Gong et al.

(10) **Patent No.:** **US D933,426 S**

(45) **Date of Patent:** **** Oct. 19, 2021**

(54) **SWAYING BOWL**

(71) Applicant: **Jiangsu ELS Plastic Industry Co., Ltd.**, Jiangsu (CN)

(72) Inventors: **Yuan Gong**, Jiangsu (CN); **Kang Zhao**, Jiangsu (CN)

(**) Term: **15 Years**

(21) Appl. No.: **29/715,210**

(22) Filed: **Nov. 28, 2019**

(30) **Foreign Application Priority Data**

May 31, 2019 (CN) 201930279507.9

(51) **LOC (13) Cl.** **07-01**

(52) **U.S. Cl.**
USPC **D7/587**

(58) **Field of Classification Search**
USPC D7/500, 584, 586, 587; 220/574;
D30/129
CPC A47G 19/025; A47G 19/02
See application file for complete search history.

(56) **References Cited**

U.S. PATENT DOCUMENTS

- D428,771 S * 8/2000 Novi D7/523
- 6,141,034 A * 10/2000 McCutchen H04N 5/23238
348/36
- 6,431,389 B1 * 8/2002 Jerstroem A47J 36/02
220/574
- D470,723 S * 2/2003 Carels D7/587
- D485,126 S * 1/2004 Watson D7/584
- D548,530 S * 8/2007 Dien D7/560
- D549,040 S * 8/2007 Henry D7/354
- D565,356 S * 4/2008 Mellen D7/376
- D591,590 S * 5/2009 Wilson D9/428
- D598,238 S * 8/2009 Durdon D7/354
- D607,329 S * 1/2010 Diss D7/587

- D613,837 S * 4/2010 Slothower D23/295
- D614,453 S * 4/2010 Curtin D7/629
- D673,813 S * 1/2013 Abel D7/584
- D709,332 S * 7/2014 Katterheinrich D7/566
- D728,865 S * 5/2015 Tsengas D30/129
- D745,228 S * 12/2015 Scaba D30/129
- D761,061 S * 7/2016 McConnell D7/587
- 9,474,397 B2 * 10/2016 Minnette A47G 19/02
- D770,233 S * 11/2016 Raphael D7/584
- D787,274 S * 5/2017 Gagnon D7/586
- D800,599 S * 10/2017 Dodd D11/152
- D813,665 S * 3/2018 White D9/428
- D814,294 S * 4/2018 White D9/428
- D854,926 S * 7/2019 Tung D9/428
- D861,480 S * 10/2019 Barrett D9/428
- D869,240 S * 12/2019 Modi D7/584
- D897,834 S * 10/2020 Lee D9/428
- D902,661 S * 11/2020 Takahashi D7/584
- D915,828 S * 4/2021 Schiermeier D7/554.2
- D918,712 S * 5/2021 Bontrager D9/428
- D919,428 S * 5/2021 Shah D9/428
- D920,097 S * 5/2021 Rapparini D9/428

(Continued)

Primary Examiner — Cynthia R Underwood

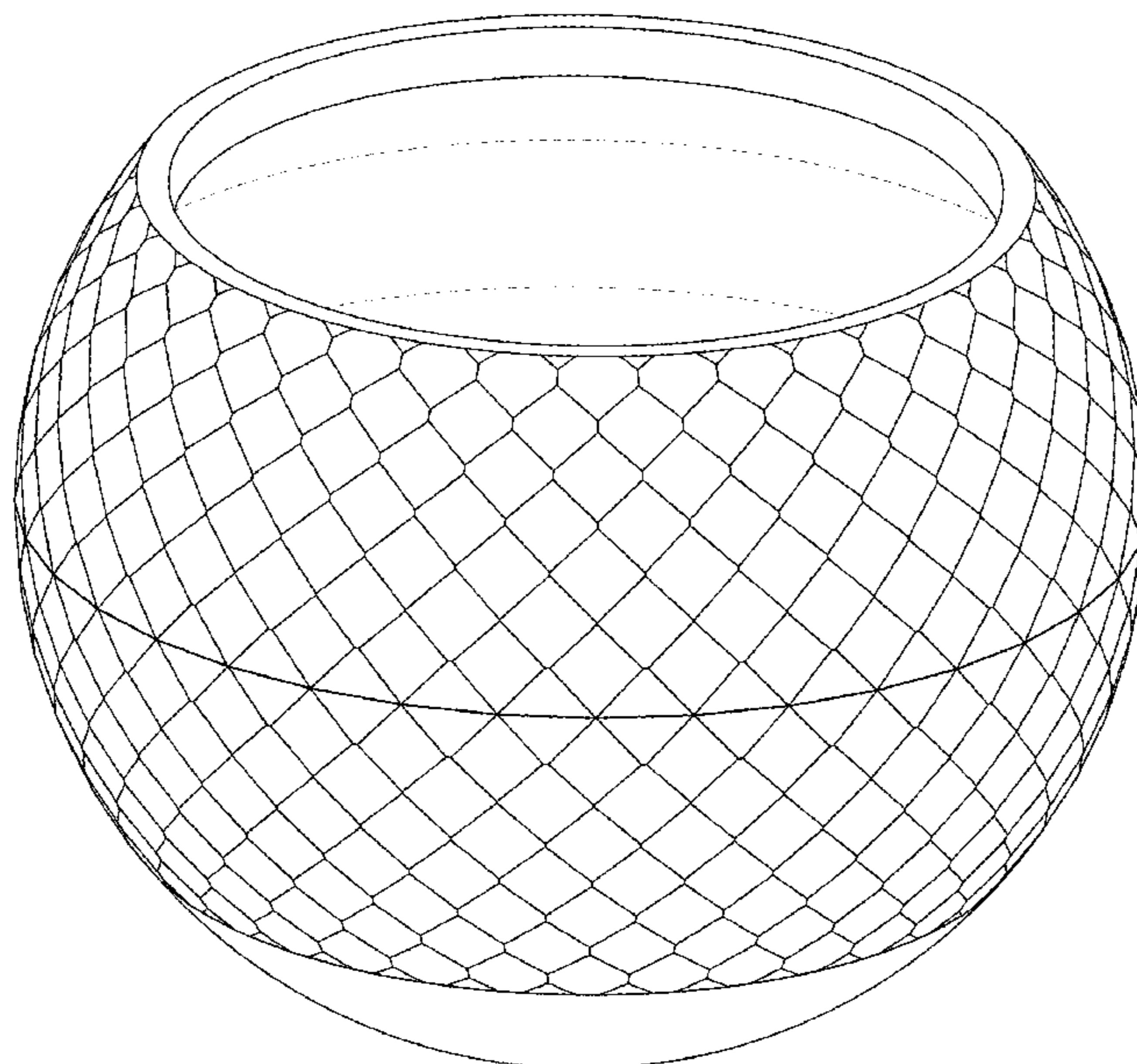
(57) **CLAIM**

The ornamental design for a swaying bowl, as shown and described.

DESCRIPTION

FIG. 1 is a top plan view of a swaying bowl, showing our new design;
 FIG. 2 is a front elevational view thereof;
 FIG. 3 is a rear elevational view thereof;
 FIG. 4 is a left side elevational view thereof;
 FIG. 5 is a bottom plan view thereof;
 FIG. 6 is a right side elevational view thereof; and,
 FIG. 7 is a front and top perspective view thereof.
 The broken lines in the figures illustrate portions of the swaying bowl that form no part of the claimed design.

1 Claim, 7 Drawing Sheets



(56)

References Cited

U.S. PATENT DOCUMENTS

2002/0112614 A1* 8/2002 Zoss A21D 10/025
99/426
2012/0017837 A1* 1/2012 Crawford A01K 5/01
119/61.1
2013/0104505 A1* 5/2013 Minnette B65B 7/2878
53/471
2014/0326735 A1* 11/2014 Minnette A47G 19/02
220/574

* cited by examiner

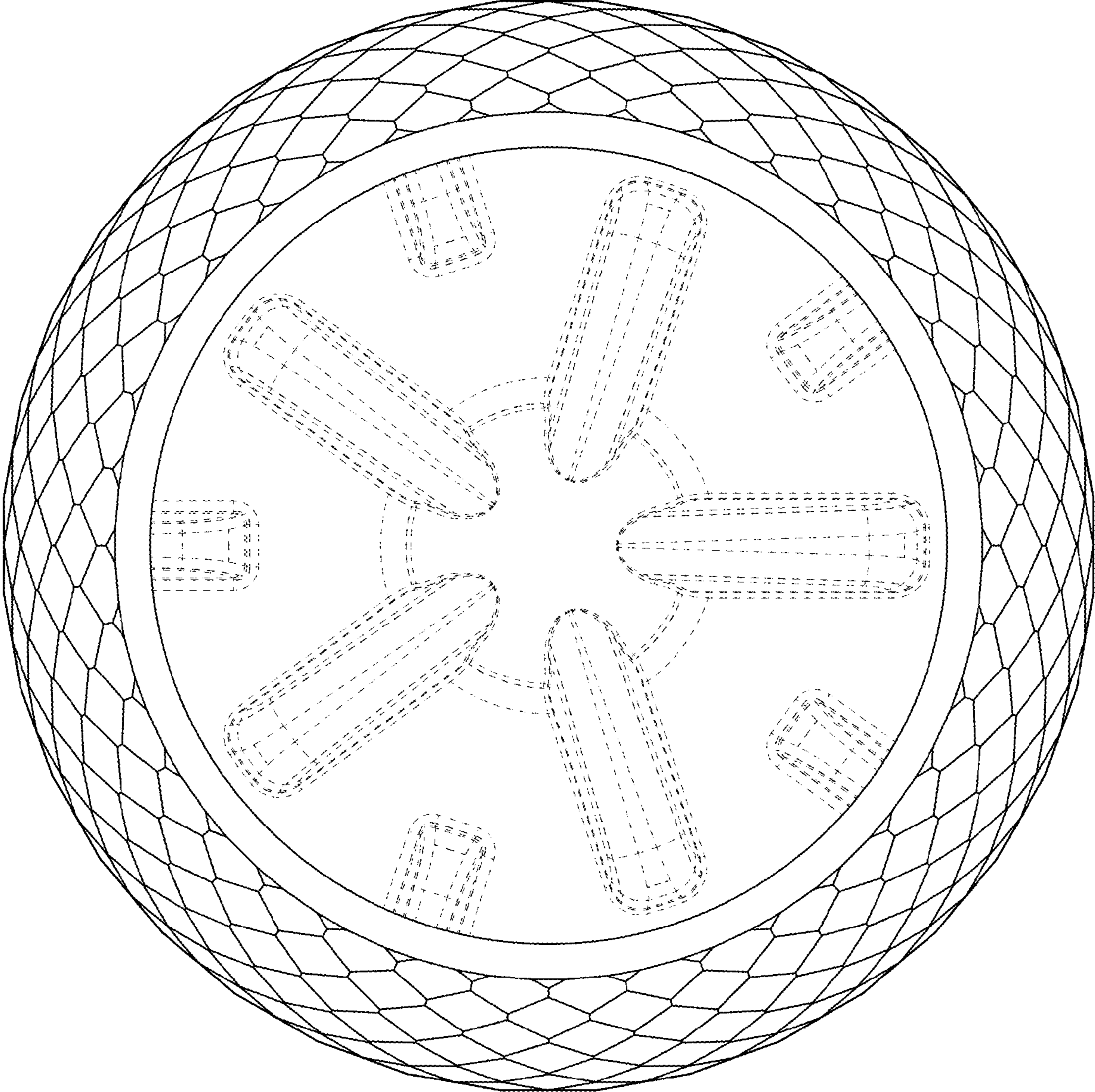


Fig. 1

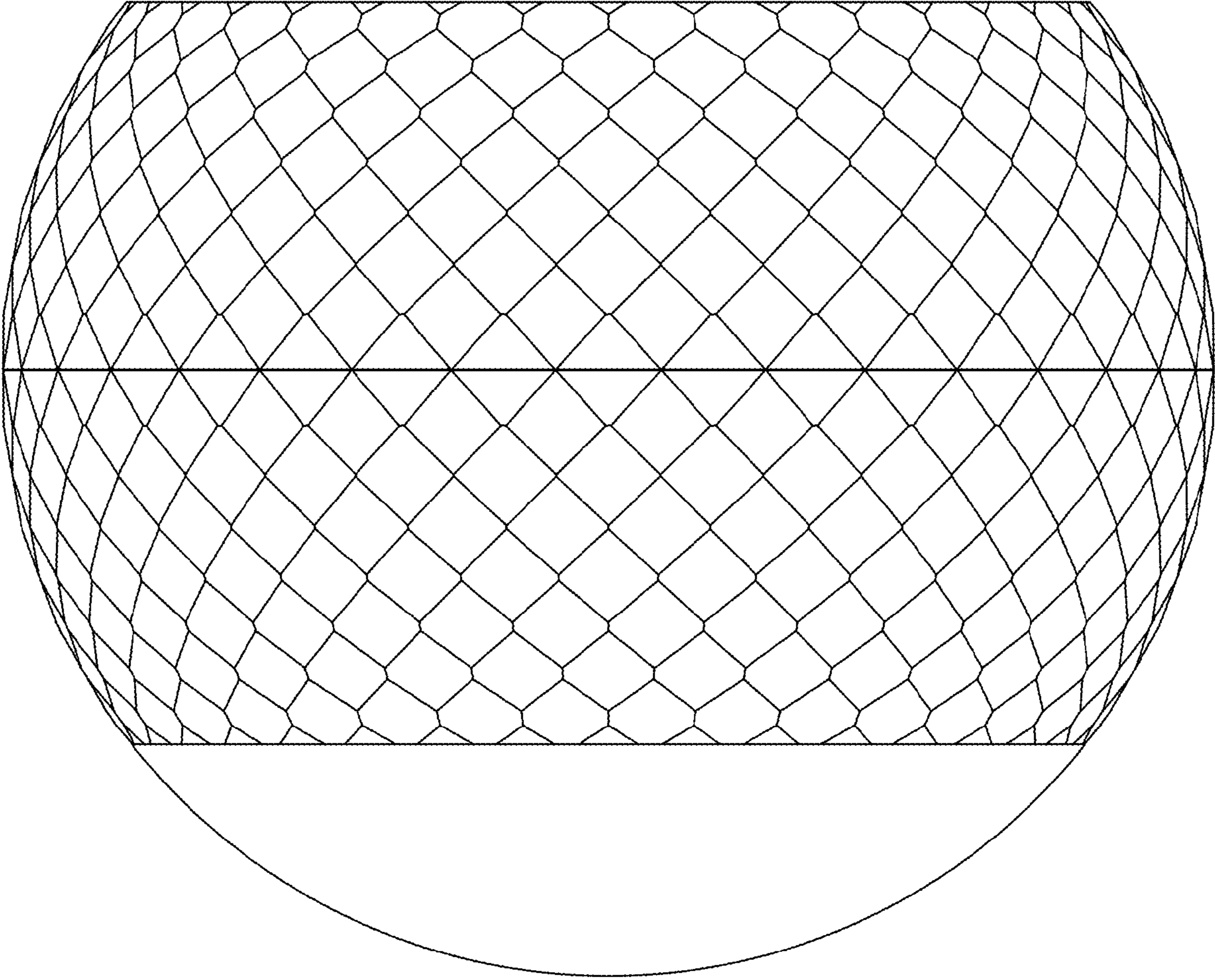


Fig. 2

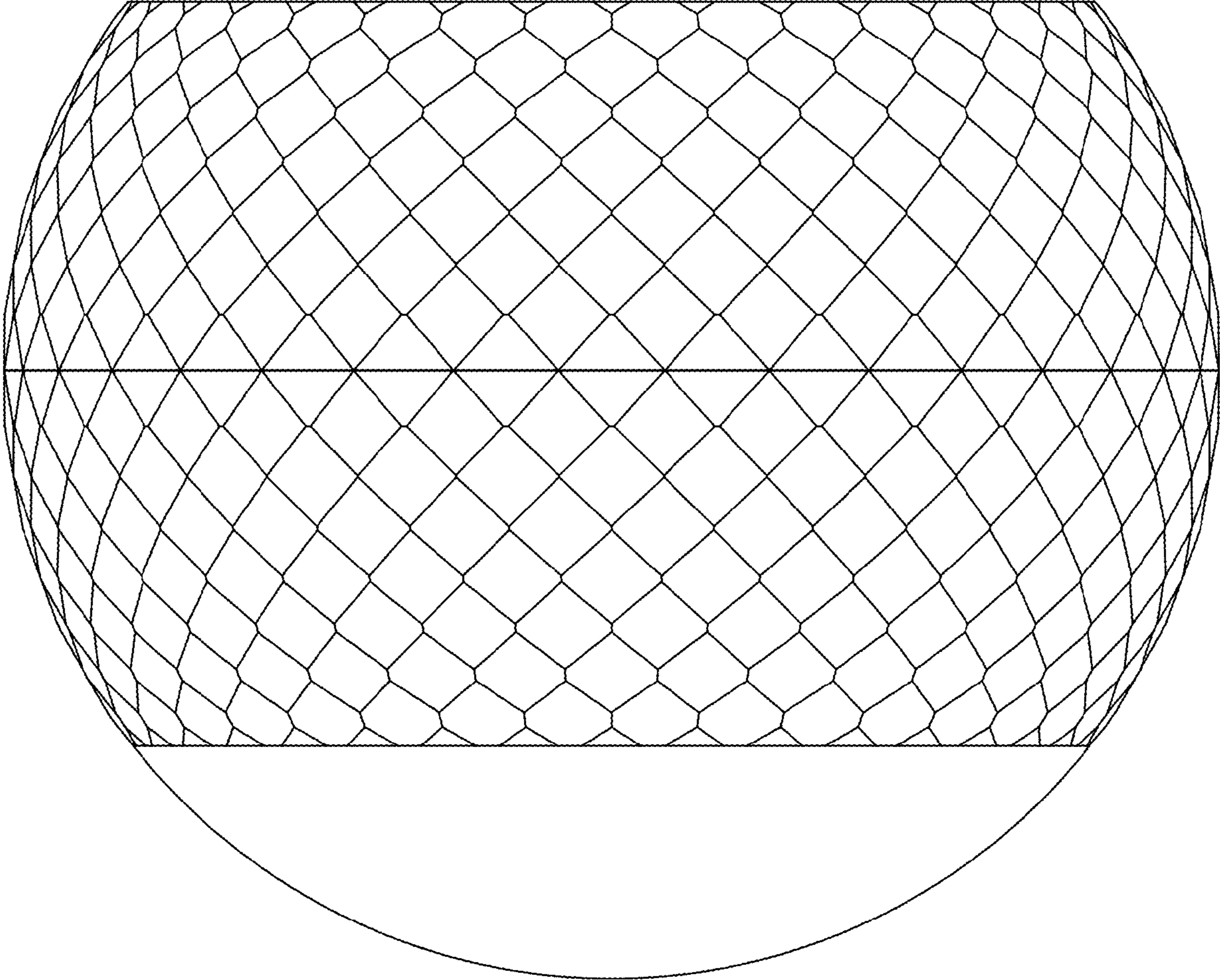


Fig. 3

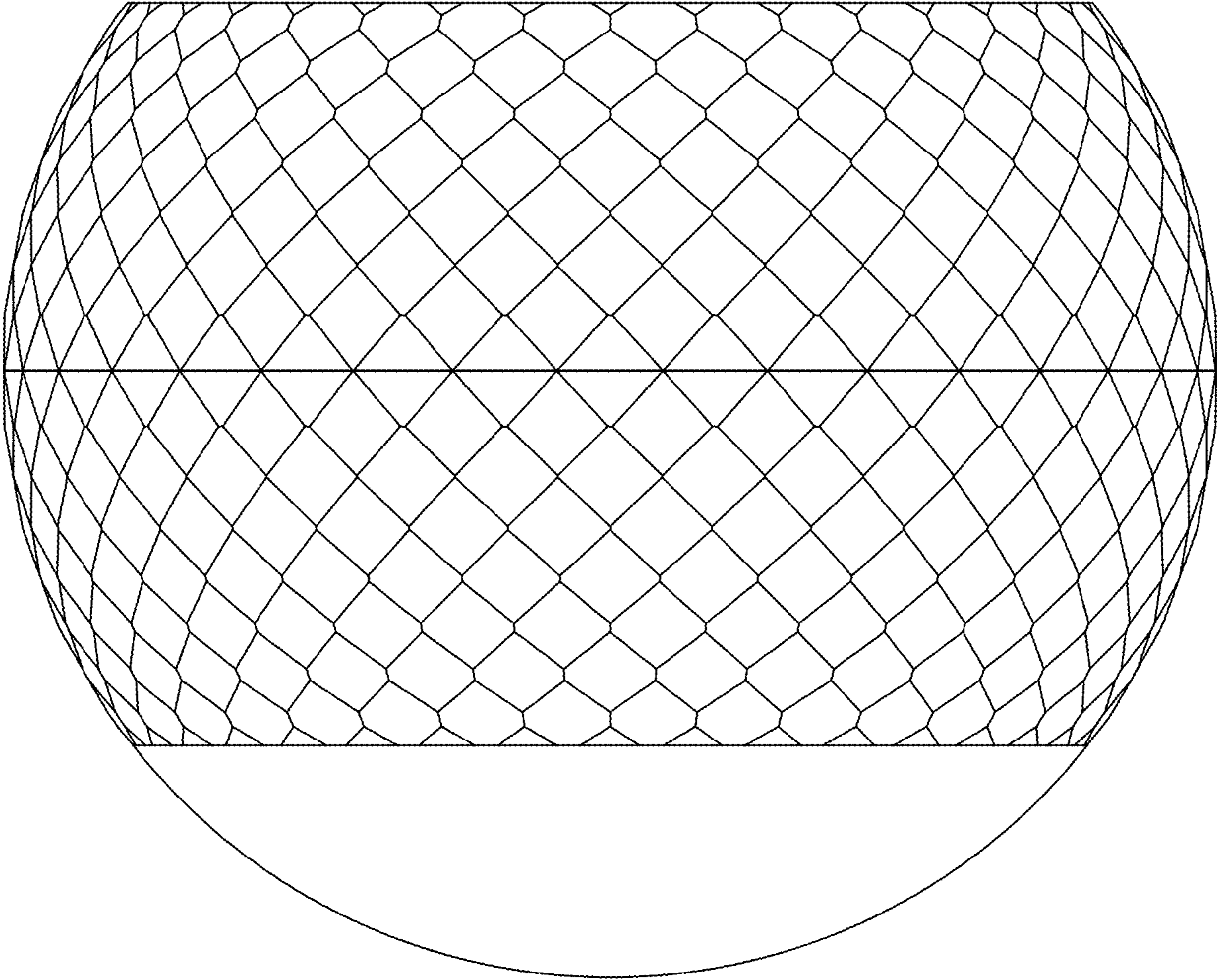


Fig. 4

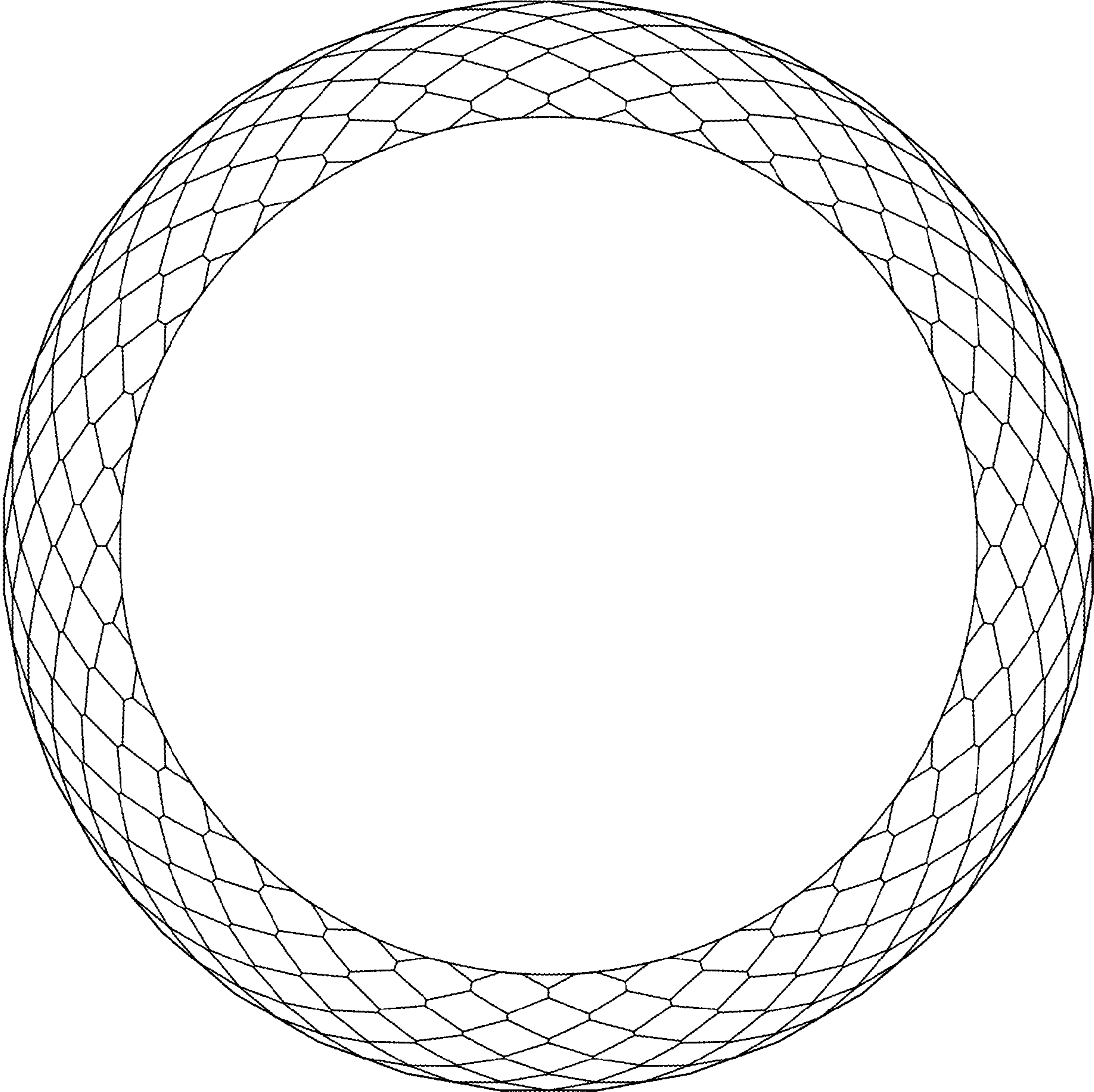


Fig. 5

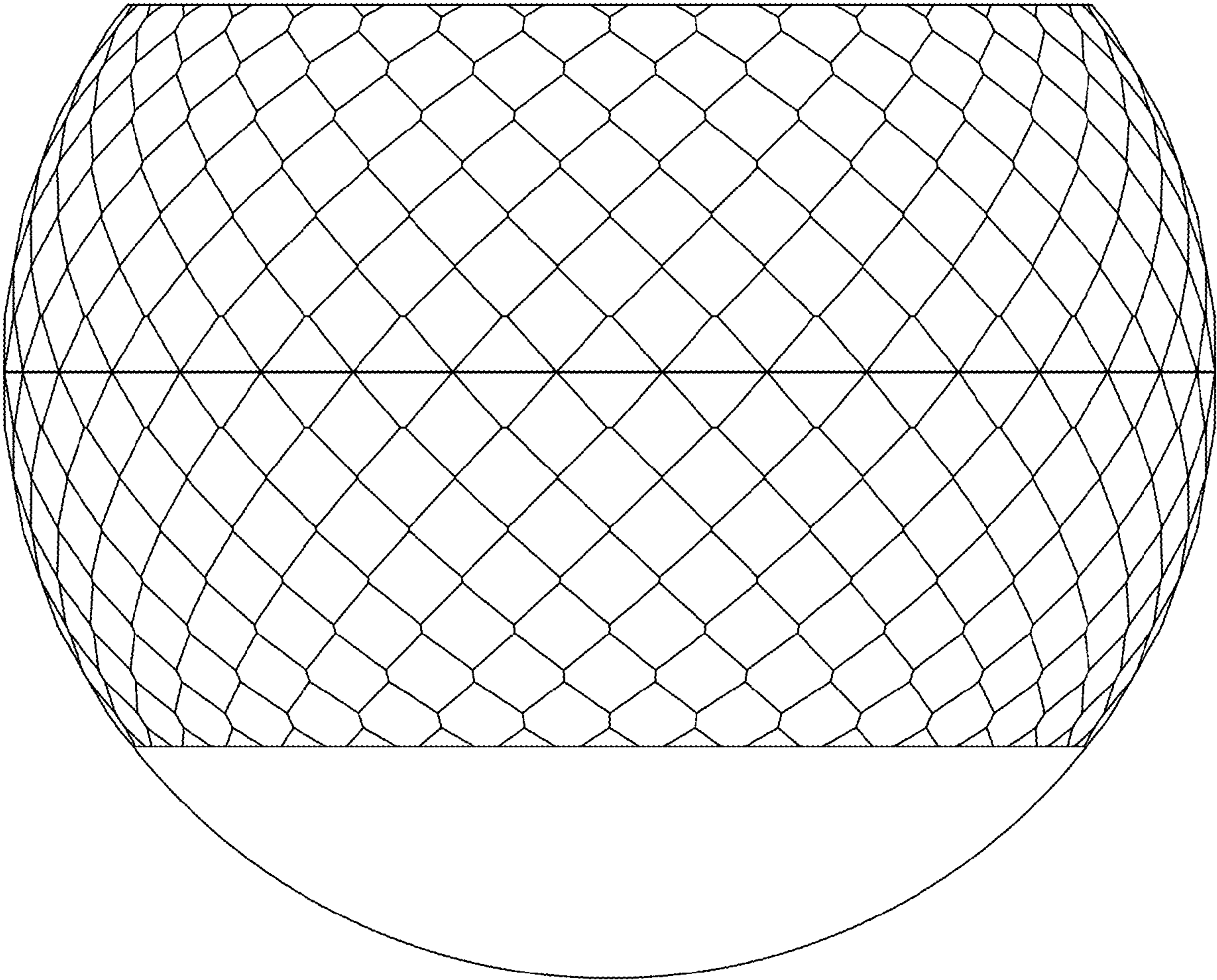


Fig. 6

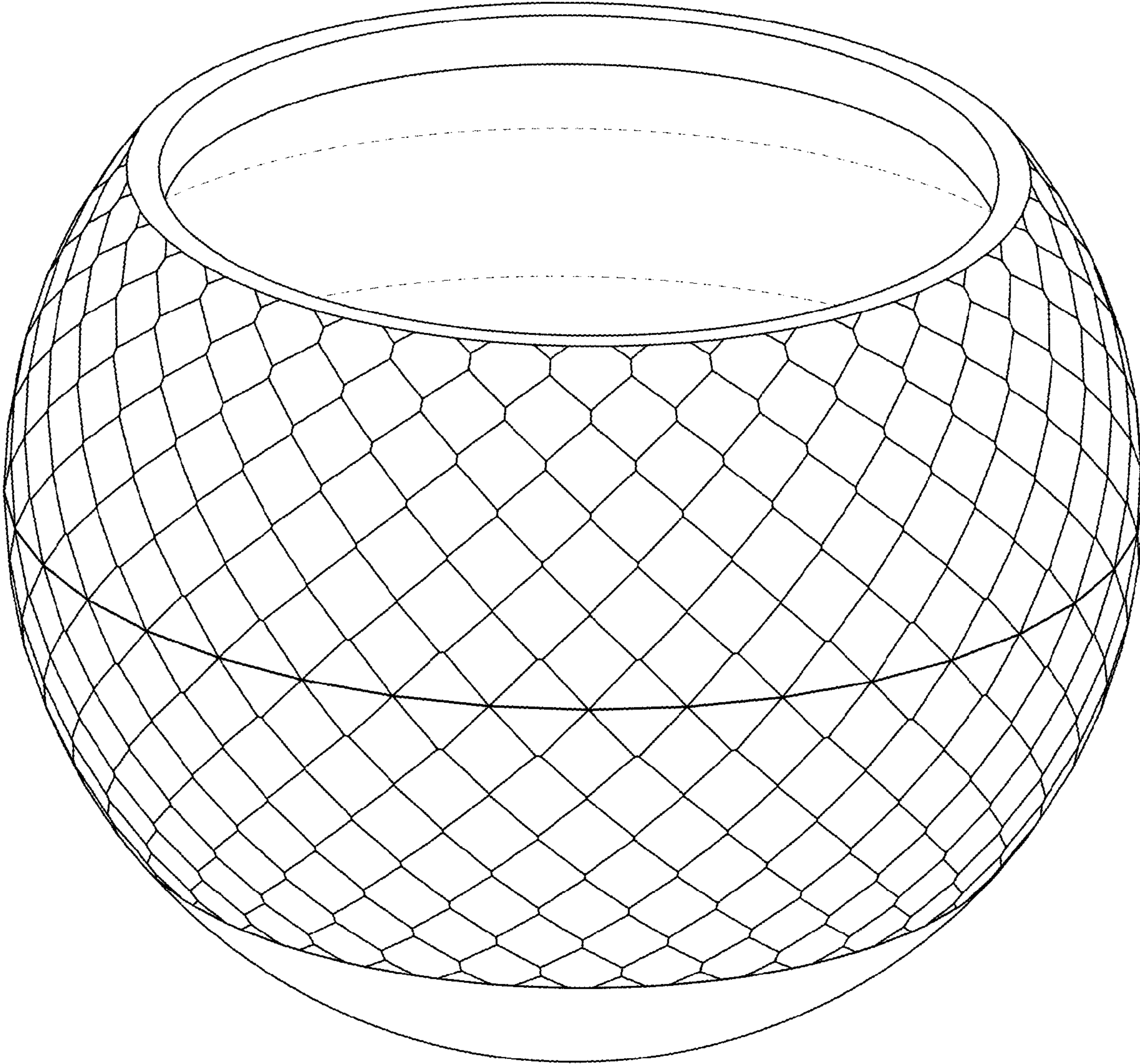


Fig. 7