



US00D933412S

(12) **United States Design Patent**
Yao

(10) **Patent No.:** **US D933,412 S**
(45) **Date of Patent:** **** Oct. 19, 2021**

(54) **TEAPOT**
(71) Applicant: **EVERICH AND TOMIC**
HOUSEWARES CO., LTD., Zhejiang
(CN)

(72) Inventor: **Huajun Yao**, Zhejiang (CN)

(73) Assignee: **EVERICH AND TOMIC**
HOUSEWARES CO., LTD., Zhejiang
(CN)

(**) Term: **15 Years**

(21) Appl. No.: **29/687,282**

(22) Filed: **Apr. 11, 2019**

(30) **Foreign Application Priority Data**

Oct. 12, 2018 (CN) 201830569081.6

(51) **LOC (13) Cl.** **07-01**

(52) **U.S. Cl.**
USPC **D7/319**

(58) **Field of Classification Search**

USPC D7/300, 301, 309-310, 316-319, 322,
D7/376, 378, 397, 399, 413, 415, 505,
D7/507, 509-511, 598, 600, 605, 608,
D7/619.1; D9/551, 565; D23/212
CPC C02F 1/00; A47J 31/00; A47J 31/0027;
A47J 31/02; A47J 31/0636; A47J 31/14;
A47J 31/54; A47J 31/542; A47J 41/0094;
A47J 27/00; A47J 27/21; A47J 27/21008;
A47J 27/21041; A47J 27/2105; A47J
27/21058; A47J 27/21066; A47J
27/21083; A47J 27/57; A47G 19/12;
A47G 19/14; A47G 19/145; A47G 19/16;
A47G 19/22

See application file for complete search history.

(56) **References Cited**

U.S. PATENT DOCUMENTS

246,192 A * 8/1881 Niese A47G 19/22
99/321
D174,370 S * 4/1955 Barnhart D7/319

D179,261 S * 11/1956 Orr D7/321
D316,206 S * 4/1991 Daenen D7/317
5,273,194 A * 12/1993 McNamara B65D 51/04
220/321
D343,983 S * 2/1994 Tardif D7/316
(Continued)

FOREIGN PATENT DOCUMENTS

CN 302870663 * 7/2014
CN 303488230 * 12/2015
(Continued)

OTHER PUBLICATIONS

SHA, "Bottle Bases," 1890, SHA.org, <https://sha.org/bottle/bases.htm> (Year: 1890).*

(Continued)

Primary Examiner — Vy N Koenig
Assistant Examiner — Arva P Adams
(74) *Attorney, Agent, or Firm* — Global IP Services;
Tianhua Gu

(57) **CLAIM**

The ornamental design for a teapot, as shown and described.

DESCRIPTION

FIG. 1 is a front elevational view of a teapot, showing my new design;
FIG. 2 is a rear elevational view thereof;
FIG. 3 is a left side elevational view thereof;
FIG. 4 is a right side elevational view thereof;
FIG. 5 is a top plan view thereof;
FIG. 6 is a bottom plan view thereof;
FIG. 7 is a top perspective view thereof; and,
FIG. 8 is a bottom perspective view thereof.

1 Claim, 8 Drawing Sheets






FIG. 1




FIG. 2




FIG. 3

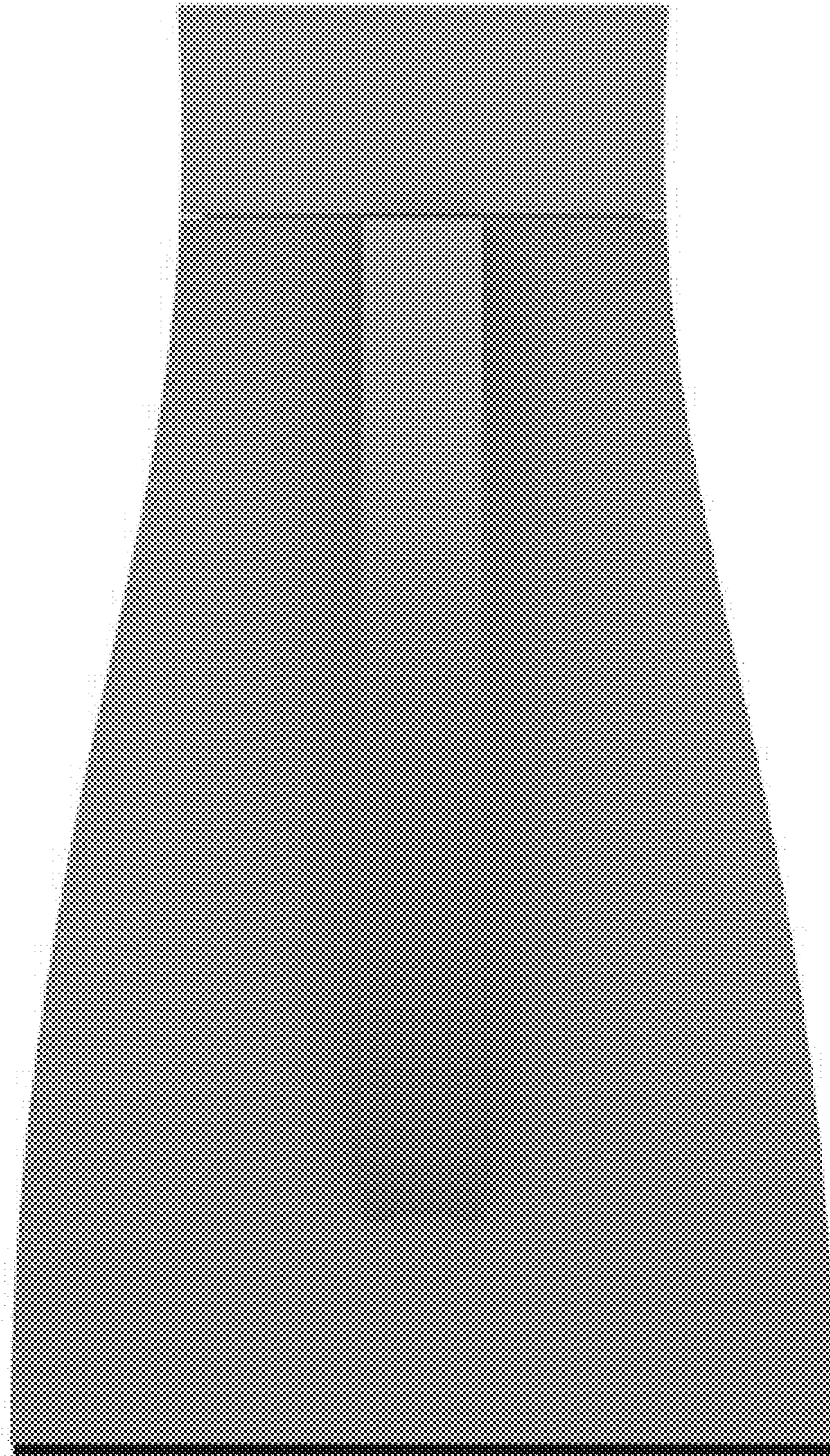


FIG. 4




FIG. 5

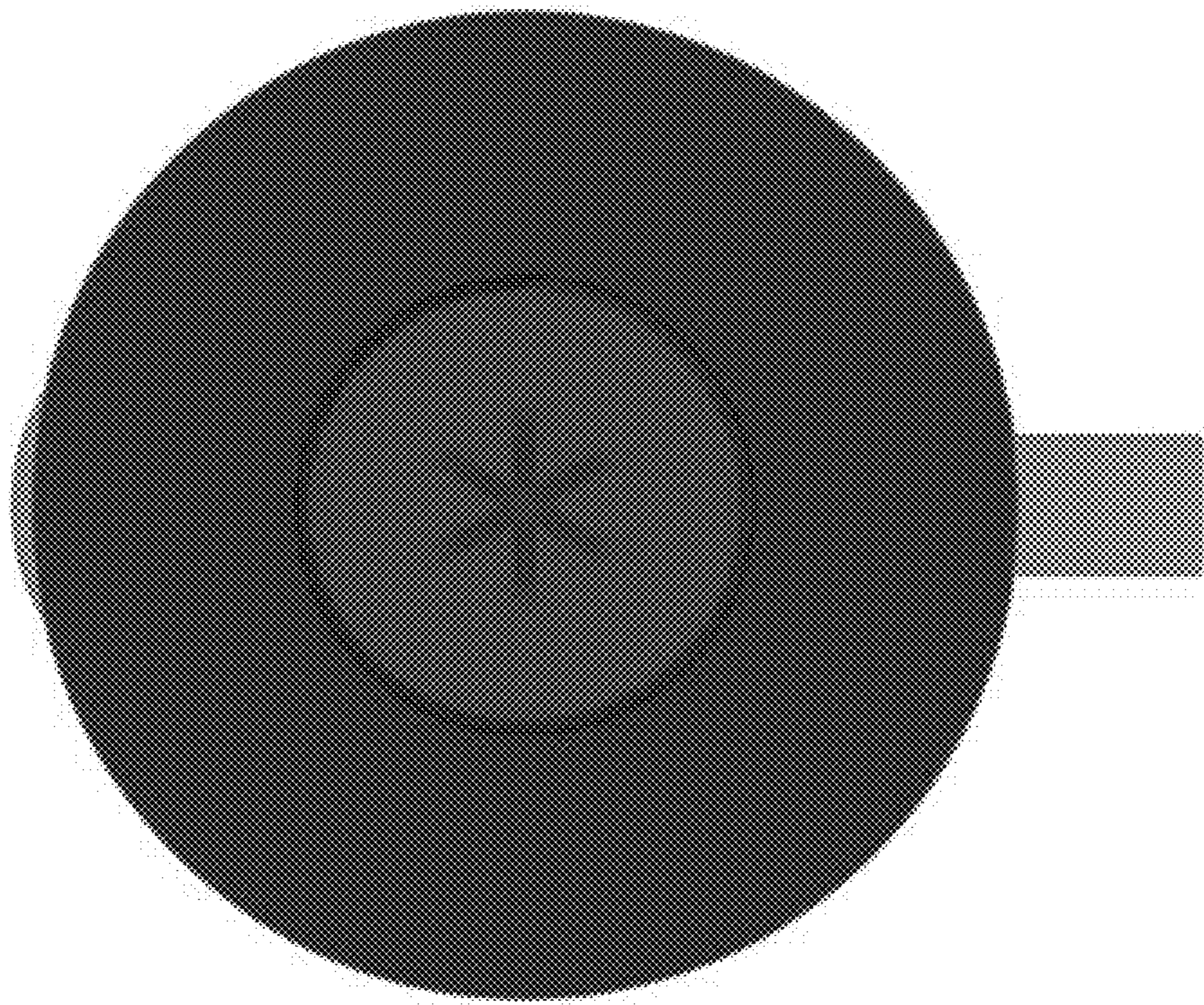


FIG. 6




FIG. 7



FIG. 8