



US00D933409S

(12) **United States Design Patent** (10) **Patent No.:** **US D933,409 S**
Serrahima et al. (45) **Date of Patent:** **** Oct. 19, 2021**

(54) **STRAW**
(71) Applicant: **Can't Live Without It, LLC**, New York, NY (US)
(72) Inventors: **Mario Quintana Serrahima**, Sour (LB); **Clay Allen Burns**, New York, NY (US); **James Parmele**, Brooklyn, NY (US)

D575,570 S ‡ 8/2008 Antonelli D7/300.2
8,579,148 B2 ‡ 11/2013 Slansky A47G 21/18
220/70
D887,762 S ‡ 6/2020 Chen D7/300.2
D896,016 S * 9/2020 Leinbach D7/300.2
D898,499 S * 10/2020 Pisarevsky D7/300.2
D901,960 S * 11/2020 Serrahima D7/300.2
2012/0138622 A1 ‡ 6/2012 Slansky B65D 43/0218
220/780

(Continued)

(73) Assignee: **CAN'T LIVE WITHOUT IT, LLC**, New York, NY (US)
(**) Term: **15 Years**
(21) Appl. No.: **29/721,774**
(22) Filed: **Jan. 23, 2020**

OTHER PUBLICATIONS

CA Application No. 186,441, "Office Action", dated Mar. 2, 2020, 1 page.‡

(Continued)

Primary Examiner — Karen S Acker
Assistant Examiner — Steven B Reinholdt, Jr.
(74) *Attorney, Agent, or Firm* — Kilpatrick Townsend & Stockton LLP

Related U.S. Application Data

(63) Continuation of application No. 29/662,974, filed on Sep. 11, 2018, now Pat. No. Des. 901,960.
(51) **LOC (13) Cl.** **07-06**
(52) **U.S. Cl.**
USPC **D7/300.2; D7/300**
(58) **Field of Classification Search**
USPC D7/300, 300.2, 301, 635; D23/205, 209
CPC A47G 21/181; A47G 21/18; A01M 3/022
See application file for complete search history.

(57) **CLAIM**

The ornamental design for a straw, as shown and described.

DESCRIPTION

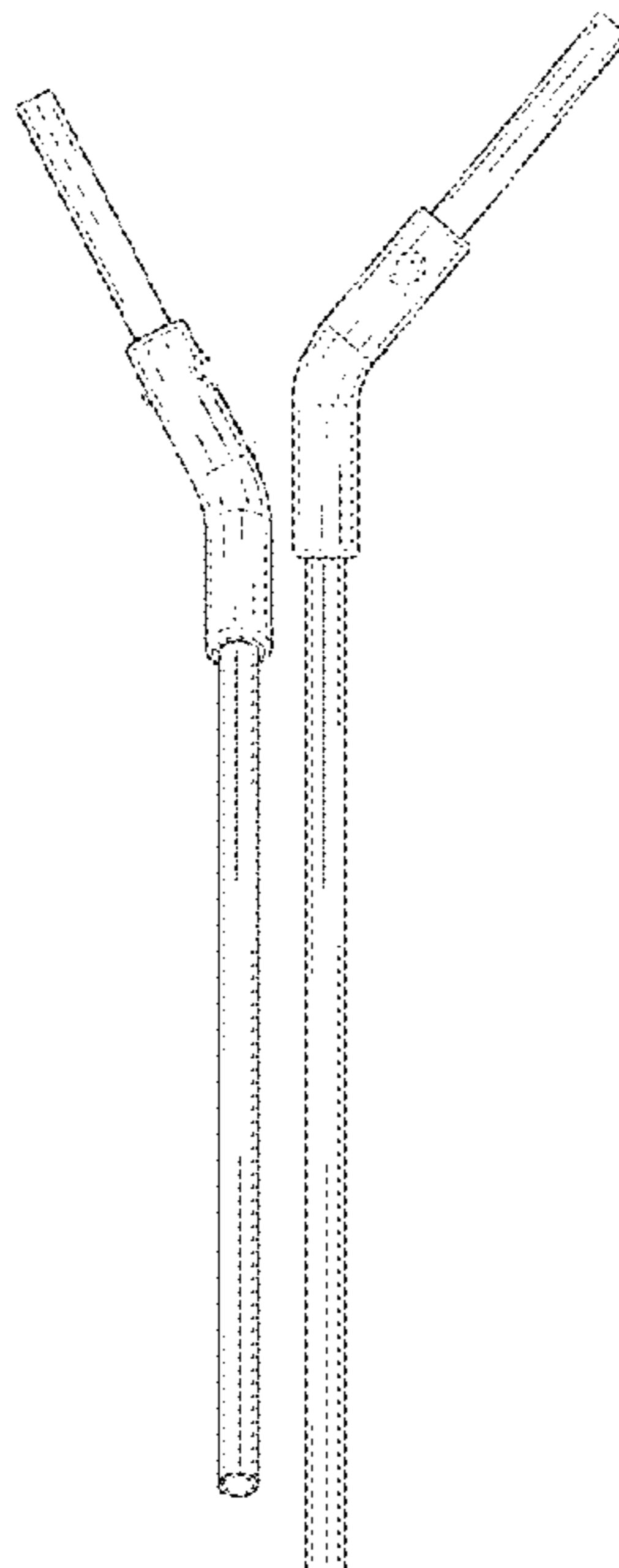
FIG. 1 is a top perspective view of a straw.
FIG. 2 is a bottom perspective view of the straw of FIG. 1.
FIG. 3 is a rear elevation view of the straw of FIG. 1.
FIG. 4 is a right side elevation view of the straw of FIG. 1.
FIG. 5 is front elevation view of the straw of FIG. 1.
FIG. 6 is a left side elevation view of the straw of FIG. 1.
FIG. 7 is a top plan view of the straw of FIG. 1; and,
FIG. 8 is a bottom plan view of the straw of FIG. 1.
The evenly spaced broken lines and the areas within them in the drawings illustrate portions of the straw that form no part of the claimed design.

(56) **References Cited**

U.S. PATENT DOCUMENTS

2,815,981 A * 12/1957 Nonnamaker A47G 21/18
239/33
3,025,004 A 3/1962 Levi
3,409,224 A ‡ 11/1968 Harp A47G 21/186
239/33
D271,836 S ‡ 12/1983 Border D7/300.2

1 Claim, 3 Drawing Sheets



(56)

References Cited

U.S. PATENT DOCUMENTS

2013/0126527 A1 ‡ 5/2013 Chiu A47G 19/2272
220/21
2016/0157648 A1 ‡ 6/2016 Derasmo A47G 21/181
239/33
2016/0324349 A1 ‡ 11/2016 Casas A47G 21/18
2019/0059624 A1 ‡ 2/2019 Kazmierczak, III
A47G 21/186
2019/0343312 A1 ‡ 11/2019 Rhymmer A47G 21/18
2020/0029713 A1 ‡ 1/2020 Wang A47G 21/181
2020/0077823 A1 ‡ 3/2020 Burns A47G 21/18
2020/0107661 A1 ‡ 4/2020 Lin A47G 21/18

OTHER PUBLICATIONS

Swell website, Stainless Steel Straw Set, Earliest commnet date Jul. 27, 2019, [site visited Jul. 22, 2020], Available on the Internet URL <https://www.swell.com/products/collections/ready-set-summer/stainless-steel-straw-set/> (Year: 2019). ‡

“Stainless Steel Straw Set”, S’well, 2019, 1 page.

U.S. Appl. No. 29/662,974, “Corrected Notice of Allowability”, dated Sep. 23, 2020, 4 pages.

U.S. Appl. No. 29/662,974 , Notice of Allowance, dated Aug. 12, 2020, 10 pages.

Canadian Application No. 186,441, Office Action dated Mar. 2, 2020, 1 page.

* cited by examiner

‡ imported from a related application

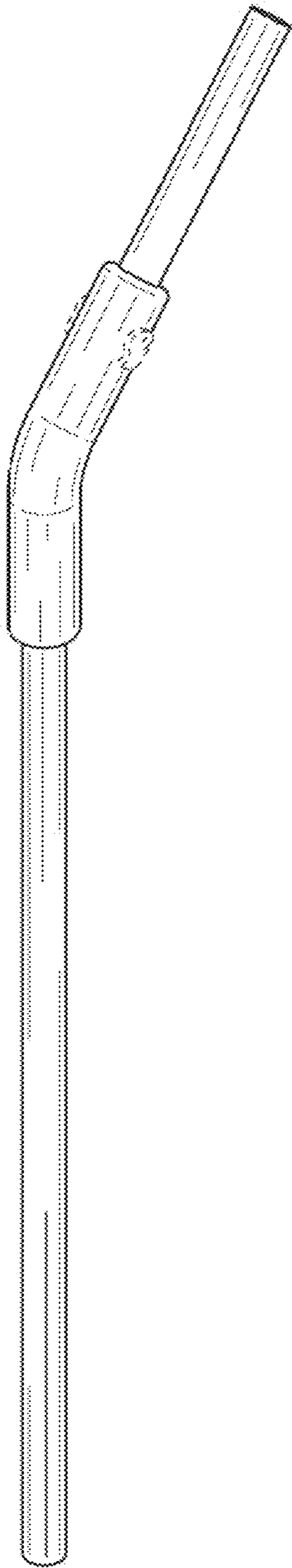


FIG. 1

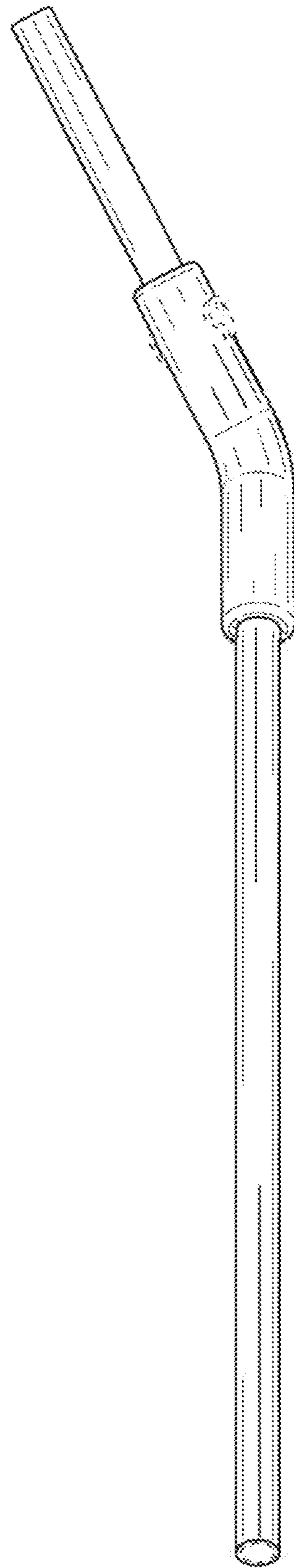


FIG. 2




FIG. 3

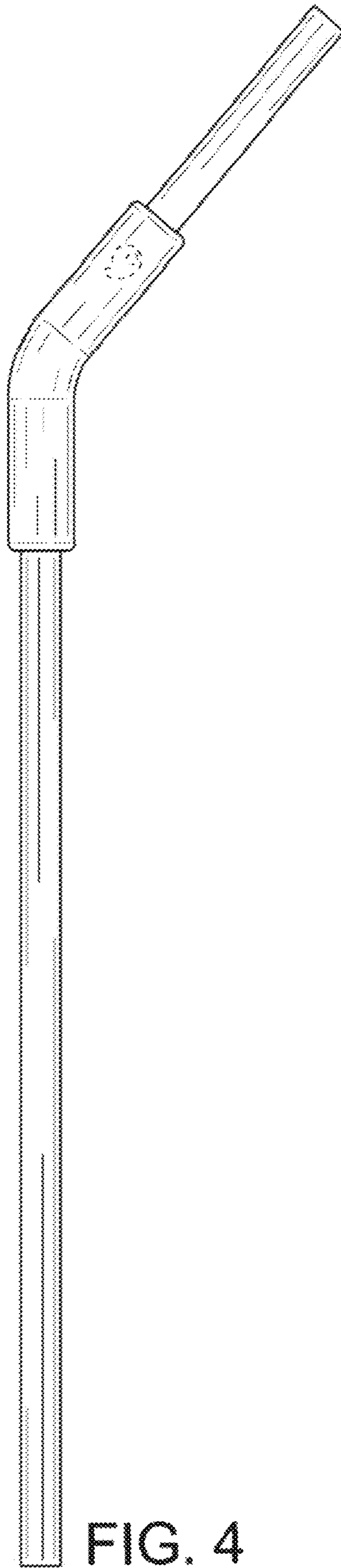


FIG. 4

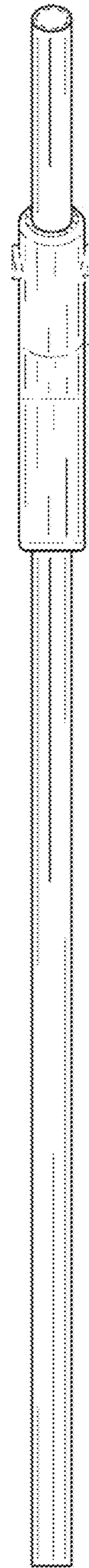


FIG. 5

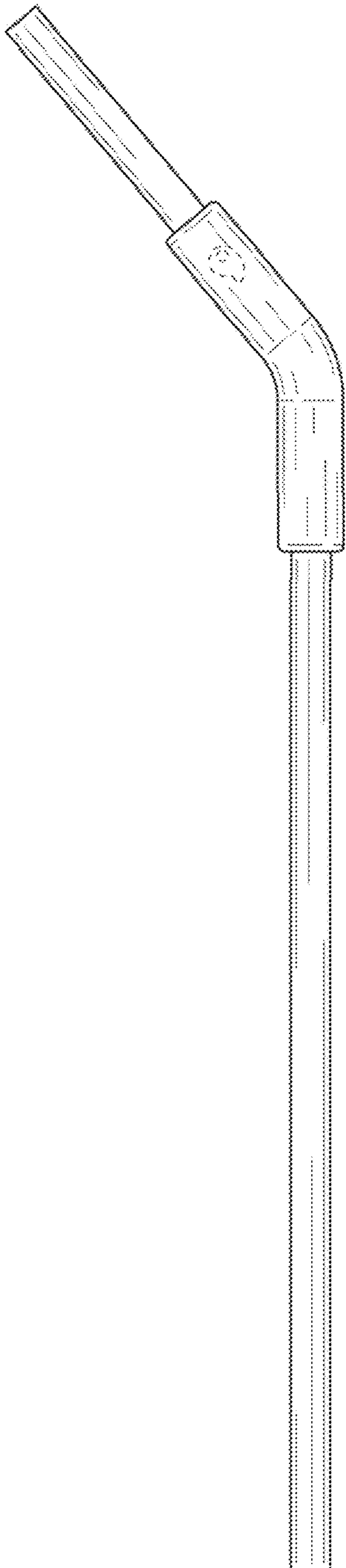


FIG. 6

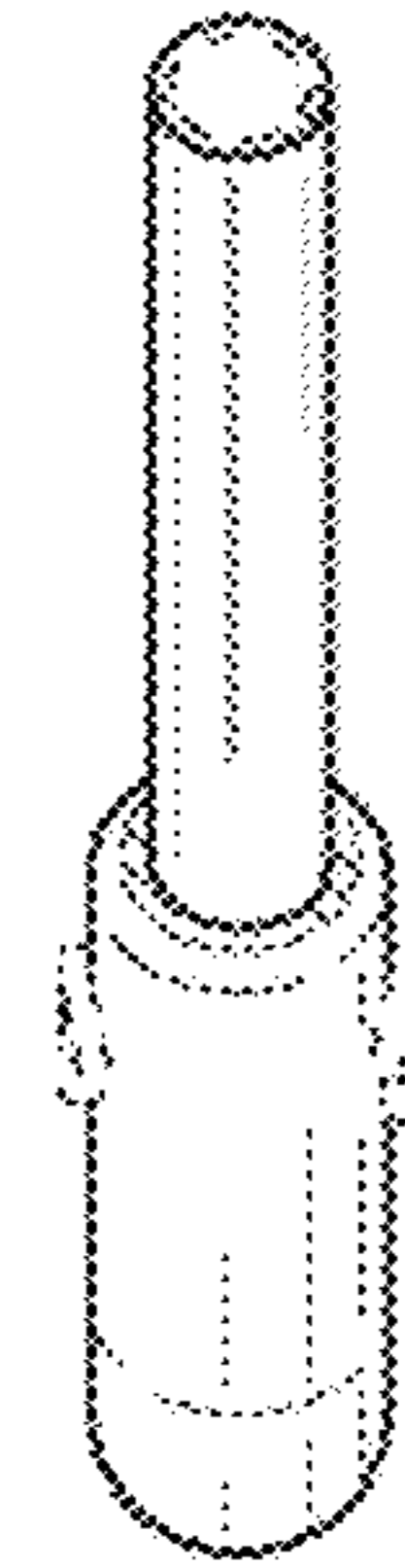


FIG. 7



FIG. 8