



US00D933405S

(12) **United States Design Patent** (10) **Patent No.:** **US D933,405 S**
Eluett, Sr. (45) **Date of Patent:** **** Oct. 19, 2021**

(54) **TRIANGULAR SHOE RACK**
(71) Applicant: **Henry Frank Eluett, Sr.**, Lauderdale Lakes, FL (US)
(72) Inventor: **Henry Frank Eluett, Sr.**, Lauderdale Lakes, FL (US)
(**) Term: **15 Years**
(21) Appl. No.: **29/745,959**
(22) Filed: **Aug. 11, 2020**
(51) **LOC (13) Cl.** **06-06**
(52) **U.S. Cl.**
USPC **D6/680.2**
(58) **Field of Classification Search**
USPC D6/672, 680, 680.2, 682, 682.3, 682.4
CPC A47B 49/00; A47B 57/00; A47B 81/00;
A47F 5/02; A47F 5/03; A47F 7/00; A47F
7/08
See application file for complete search history.

D644,453 S * 9/2011 Levy D6/680.2
D655,533 S * 3/2012 Denby D6/680
D783,321 S * 4/2017 Levy D6/680.2

* cited by examiner

Primary Examiner — Kelley A Donnelly
(74) *Attorney, Agent, or Firm* — The Rapacke Law Group P.A.

(57) **CLAIM**

The ornamental design for a triangular shoe rack, as shown and described.

DESCRIPTION

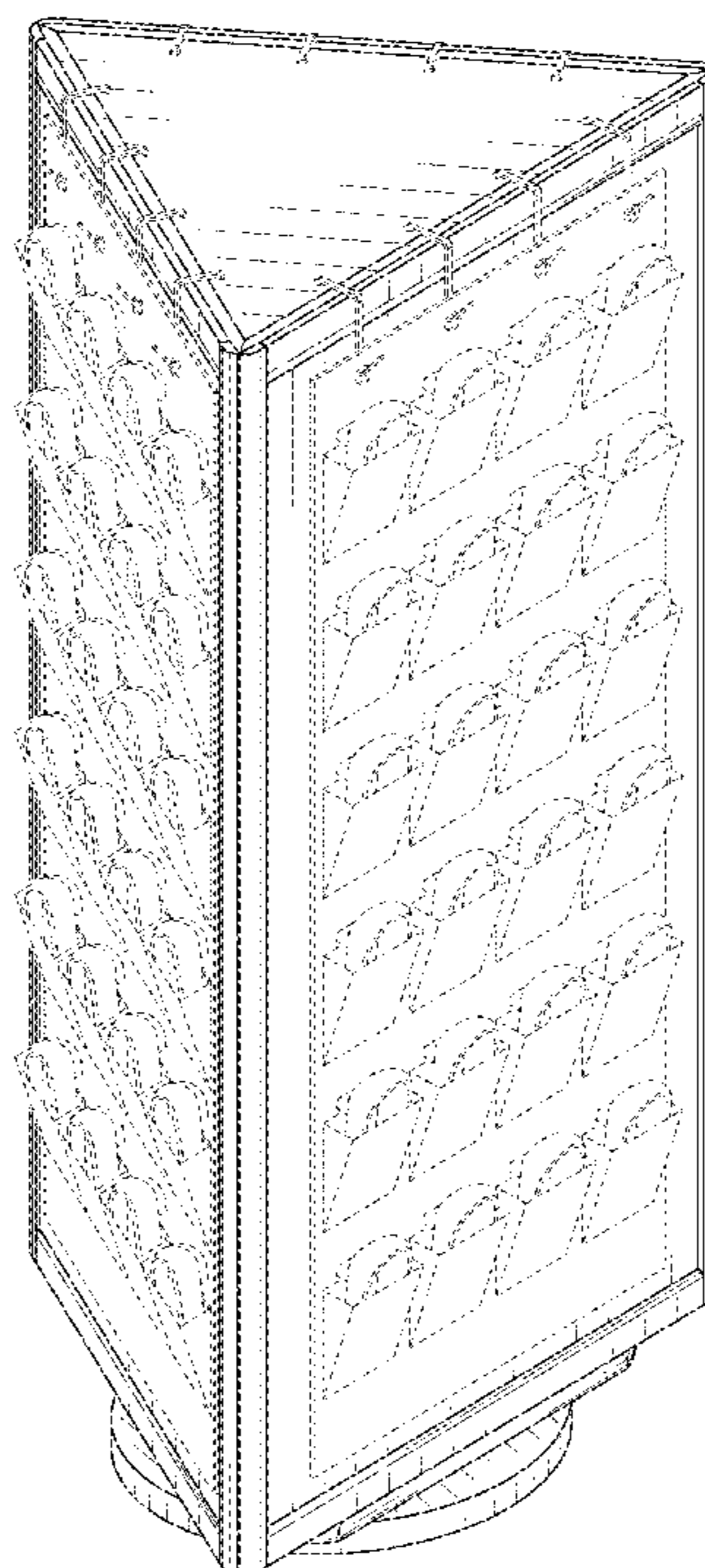
FIG. 1 is an environmental perspective view of the triangular shoe rack, showing the new design;
FIG. 2 is a perspective view of the triangular shoe rack thereof;
FIG. 3 is a front elevational view of the triangular shoe rack thereof;
FIG. 4 is a rear elevational view of the triangular shoe rack thereof;
FIG. 5 is a left side elevational view of the triangular shoe rack thereof;
FIG. 6 is a right side elevational view of the triangular shoe rack thereof;
FIG. 7 is a top plan view of the triangular shoe rack thereof;
and,
FIG. 8 is bottom plan view of the triangular shoe rack thereof.
The broken lines in the drawings illustrate environmental subject matter and form no part of the claimed design.

(56) **References Cited**

U.S. PATENT DOCUMENTS

D113,411 S * 2/1939 Wales D6/680
D148,073 S * 12/1947 Katz D6/680.2
D261,711 S * 11/1981 Mulvihill D6/680.2
D282,033 S * 1/1986 Gray D6/680
D323,084 S * 1/1992 Macomber Jones D6/678
D325,480 S * 4/1992 Krautsack D6/680
D393,960 S * 5/1998 Geier D6/678
D394,964 S * 6/1998 Geier D6/680.2
D500,418 S * 1/2005 Levin D6/680.2
D572,041 S * 7/2008 Woolnough D6/678
D596,423 S * 7/2009 Opolka D6/680.2
D632,508 S * 2/2011 Levy D6/680.2

1 Claim, 7 Drawing Sheets



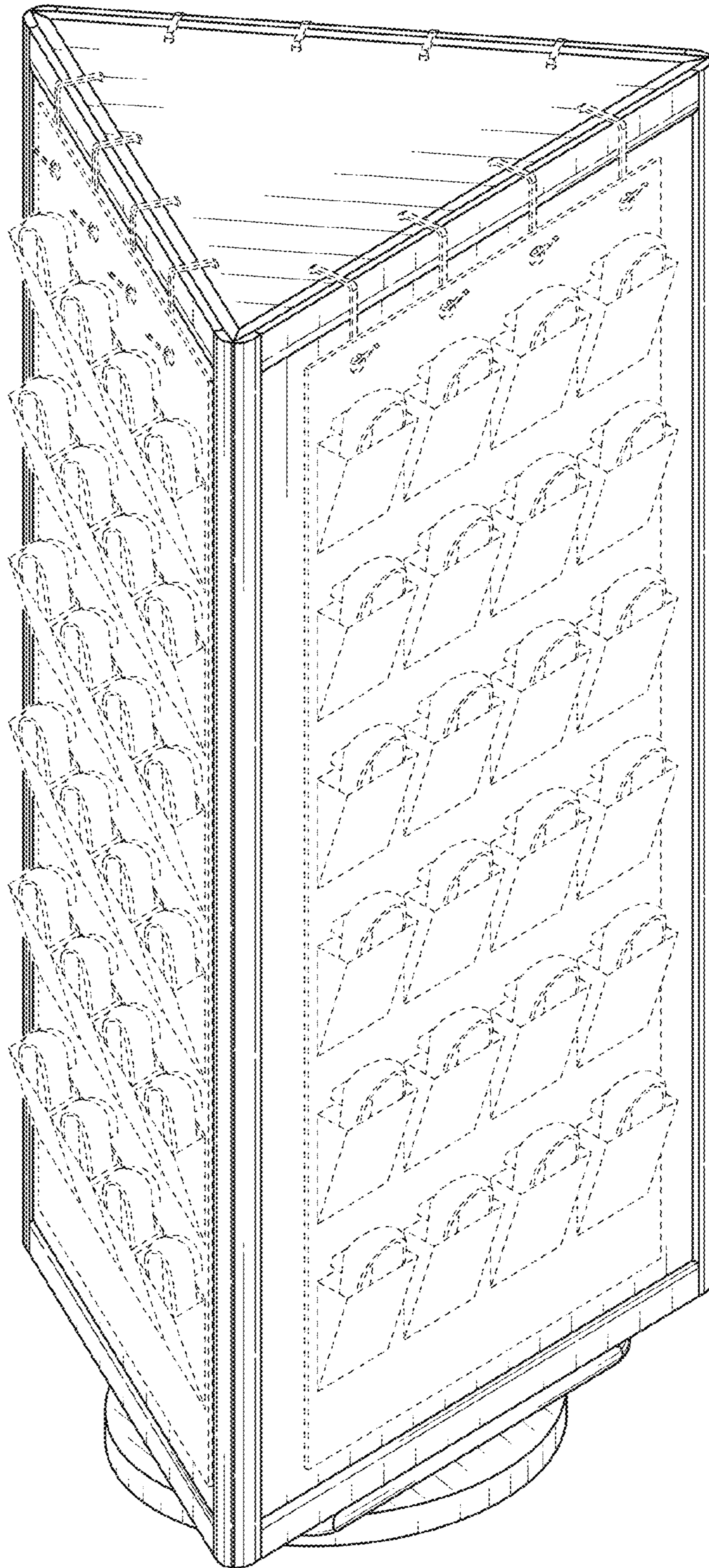


FIG. 1




FIG. 2

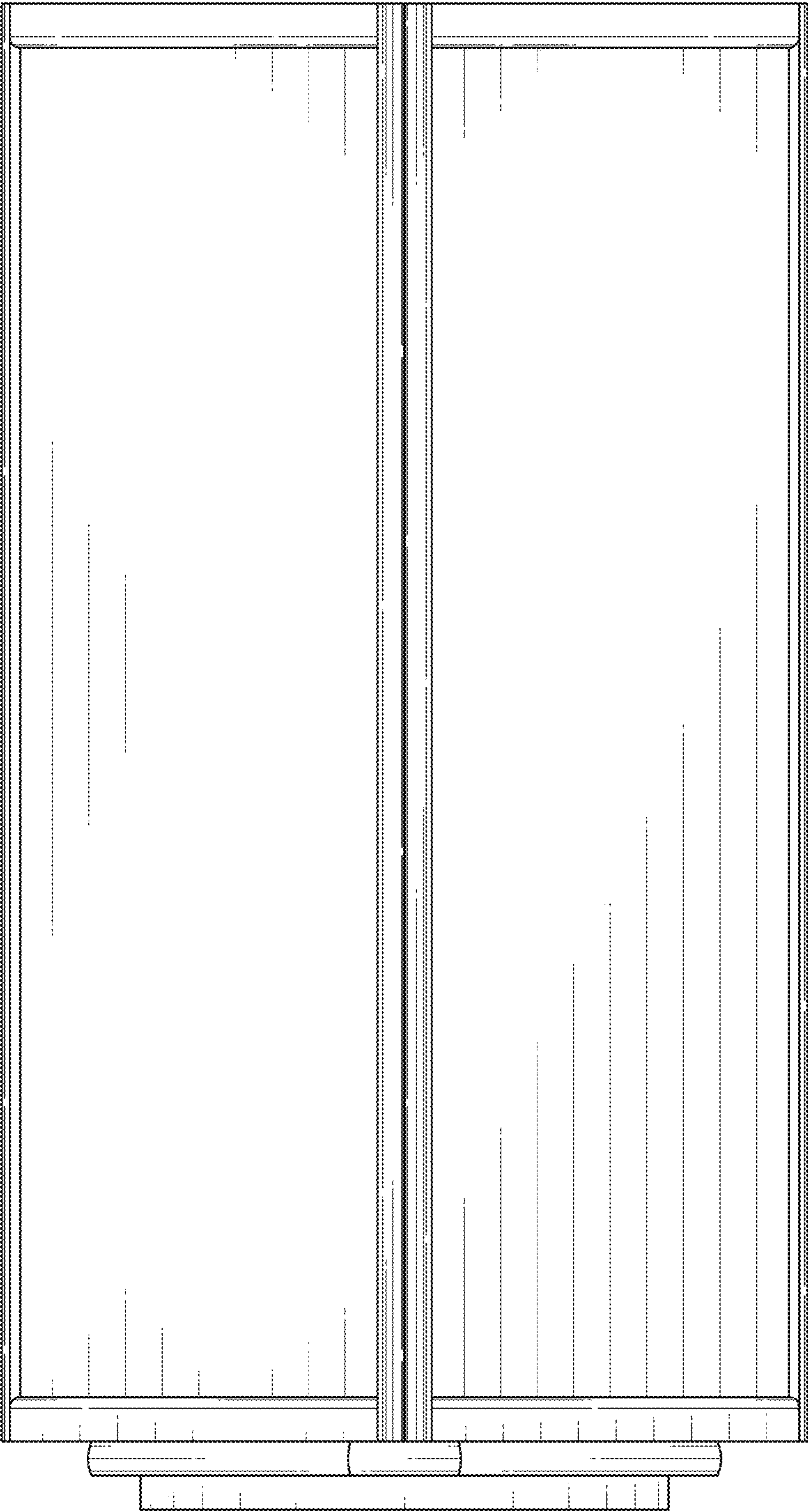


FIG. 3

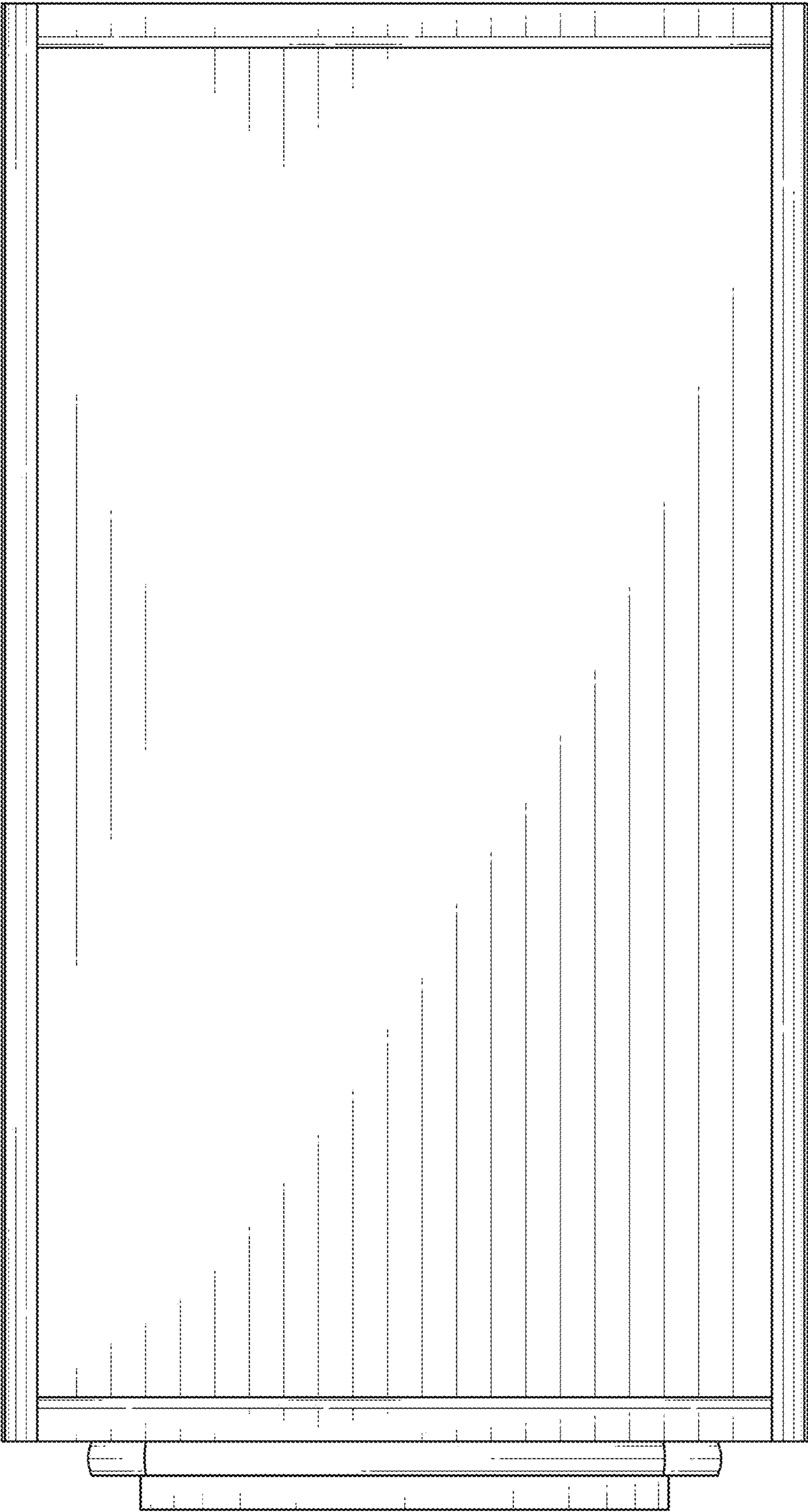


FIG. 4




FIG. 5




FIG. 6

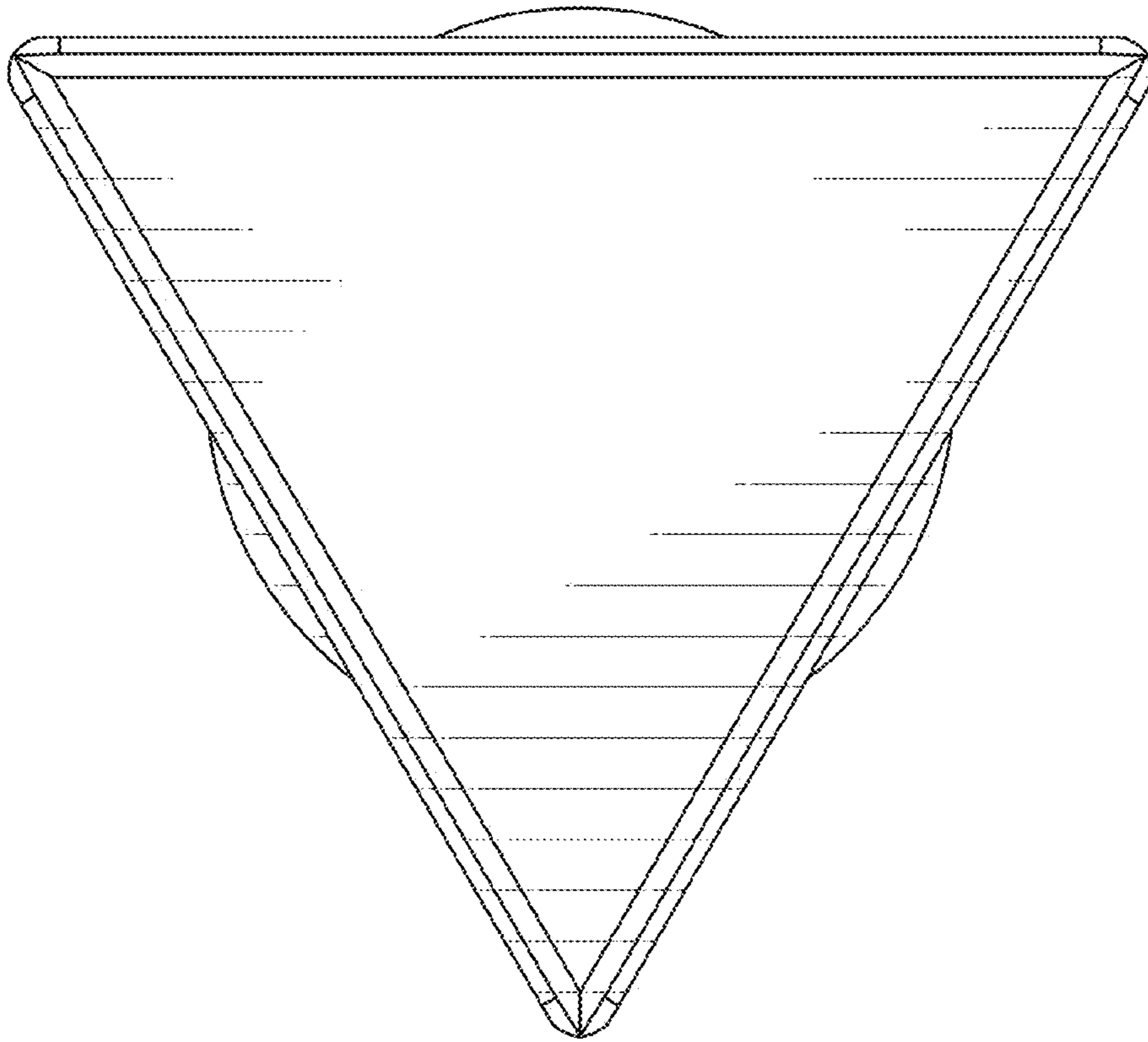


FIG. 7

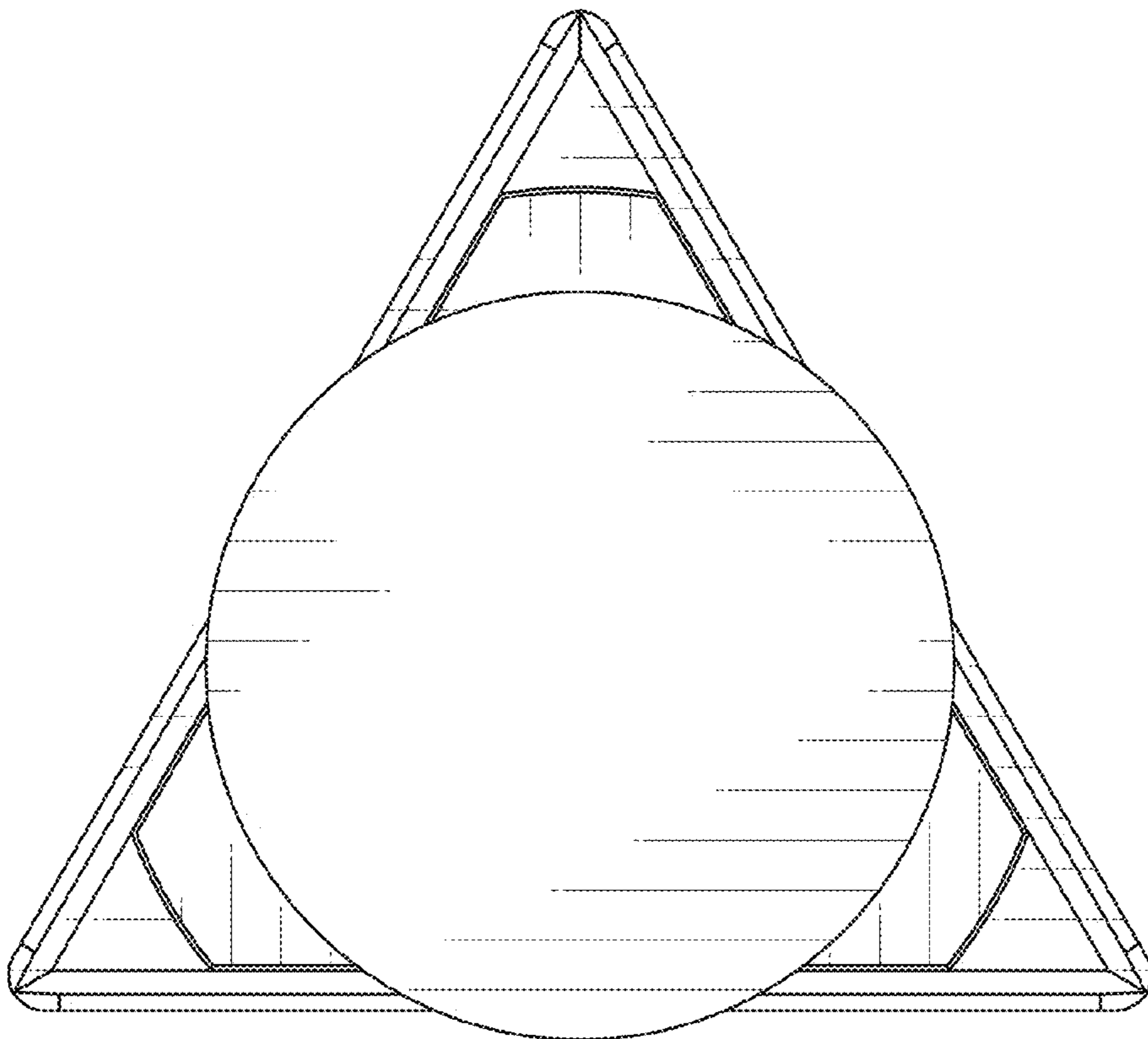


FIG. 8